

XLC[®]
x-cellent bike components



COLLECTION 2018/19





XLC
x-cellent bike components

TRADITION & INNOVATION

With the internationally oriented component brand XLC we develop and distribute bike components and bike accessories in the OEM as well as in the after sales market. The development and manufacturing take place in cooperation with international partners. XLC parts and

accessories stand for function, fashion, comfort and technology. An innovative shop concept guarantees the dealer additional turnover due to an attractive and uniform product presentation with the support of professional displays.



SALES CONCEPT

PRODUCTS & SERVICE



PARTS

The product range consists of 2000 articles in five lines and eight separated categories. Thus it is possible to meet the requirements of ambitious athletes as well as city bikers.



CONCEPTION

With the specific on site consulting we meet your requests and consider the constructional conditions. In combination with the individual range of products we can offer you an ideal result.



SHOP

We offer you professional support in the realisation, so your business is successful with our XLC shop concept, that means you will have time for other tasks.



SAFETY

You can benefit from our long business experience. With our XLC assortment we offer you a range of products which will be sold for sure and will not remain on stock.



SUBSIDIZED UP TO 100%

The material will be provided on loan through a XLC agreement. By setting the XLC agreement, the modules become your property.



FLEXIBILITY

There is a seasonal fluctuation in our sector resulting in assortment changes. Therefore our employees visit you regularly to tend and adapt the range of products.

XLC PRODUCT LINES

XLC

The Basic Line focuses on security and functional design. A wide range of all-around components and accessories offers durability, which active cyclists demand from their bikes.

XLC COMP

XLC COMP guarantees high-quality products and is therefore ideally suited for ambitious bikers. The parts are characterized by their long durability in the sportive life.

XLC PRO

Sportive use in competitions take top priority on this line from development to manufacturing. XLC benefits from the experiences of top-class sport, for example the Haibike Pro Team.

XLC
ALL MTN

In the XLC ALL MTN series bikers find matching accessories for downhill, freeride and enduro. Resilient parts give the necessary stability even in extreme riding situations so the rider has confidence in his bike.

XLC
ALL RIDE

XLC ALL RIDE is aimed at almost all cyclists. The products can be used on different bike types. Whether it is a trekking-, road- or mountain bike. Products of the XLC ALL RIDE series are tested according to our high safety requirements.

XLC
RR

This series is focused on race bikers. Corresponding to the current standards, in the components area only light and high-quality materials are used. Thereby a maximum performance is possible.

ACCESSORIES & BIKE EQUIPMENT



CLOTHING & HELMETS

leisure wear, functional wear,
jerseys, shirts, jackets, gloves,
socks, glasses, helmets



ERGONOMICS

handlebars, stems, grips, saddles,
seat posts, bar ends, pedals



TRANSPORT

carriers, baskets, packing bags,
bags, trailers



TIRES & WHEELS

tires, tubes, wheels, quick releases



MAINTENANCE & CARE

tools, special tools, pumps,
floor pumps, detergents,
care products




SPARE PARTS

brakes, brake accessories, chains,
shifting parts, headset, spacers,
a-head caps



ACCESSORIES

bells, chain stay protectors, locks, lighting,
battery lighting, mudguards, computers,
stands, mirrors, bottles, bottle holders,
chain guides



MODULAR PLANNED SHOP CONCEPT

MODULAR

Thanks to the highly modular XLC shop concept we can react to your specific requirements on site. With individual solutions for a successful product presentation, as well as corner solutions, flat walls etc, we top off a successful product portfolio with a strong shop concept.

EASY TO USE

You are busy? Right! That's why our capable XLC sales representatives do the work for you. We come to visit your shop and measure the spatial circumstances. We discuss the possibilities of the ideal product placement and take a closer look at your shop to find alternative design possibilities with you. As we are taking over the planning, installation and together with you the upkeeping, it is an "easy to use" concept.

CONCEPT

With experience, fun at work and success and not at least the dealer input, we steadily expand the XLC concept and adapt to the changing market conditions. Trust us and benefit from our experience.

PRODUCTS

A good concept is not everything. That's why we continually optimize and personalize our products, as well as finding gaps in your assortment to fill them. Thus you can offer everything to your customer from a single source. Through our five different lines we can come up with all operating ranges and budgets.

✦ 45° inner corner



2800 mm

400 mm

100 mm

XLC[®]

XLC[®]

XLC[®]

XLC[®]

XLC[®]

PROFESSIONAL XLC BRAND CONCEPT



PRODUCT CATEGORY

simple assignment

UNIFORM ICONS

all features at a glance

UNIFORM XLC PACKAGING

follows corporate identity

XLC as a brand, stands for independent, attractive and cost effective products for specialist dealers. The informative and uniform packing allows a professional presentation in your XLC shop. As a result, not only the number of clients who can easily serve themselves increases, but you will also have a higher turnover per customer. The saved consulting time can thus be profitably invested elsewhere.



INDEX

Kids' and cargo trailers	12	Quick releases	148
Tyres and tubes	16	Bags / Back packs	150
Helmets	20	Pedals	159
Sports glasses	22	Pumps	168
Shoes	29	Saddles	174
Sports socks	36	Seat clamp / seat posts	183
Cycle booties	38	Locks	193
Gloves	40	Mudguards	197
Clothing	43	Stands	201
Lighting	51	Bike carriers	206
Brakes	60	Handlebar adapters	208
Headsets	88	Bearings	209
Forks	95	Mirrors, bottles and cages	210
Carriers	96	Multi-tools	215
Bells / horns	103	Tools	218
Chainstay protection	107	Lubricants / oil	224
Chains	108	Trailer replacement parts	224
Gear accessory	110	XLC marketing material	227
Wheels	120		
Handlebars & stems	126		
Bar ends	138	Keyword index	230
Grips & handlebar tapes	140	XLC International	231



KIDS' TRAILER²

KIDS' TRAILER | FEATURES

XLC MONO² + XLC DUO² - BICYCLE TRAILER AND BUGGY IN ONE

/// Each scope of delivery of the XLC Kids' Trailer contains the following accessories:

- Bicycle drawbar
- Axle coupling
- Push handle
- Safety pennant
- Buggy wheel
- Preparation for jogger kit (jogger kit optional)

/// Further features are:

- Push handle with innovative click lock
- Combined insect and weather protection cover
- Split push handle cover for optional light, mobile, bell, etc. mounting
- Innovative quick folding system, compact folding dimension
- Easily usable single-handed hard braking system for blocking both wheels
- Push axle for quick wheel mounting
- In combination with XLC baby seat or Weber baby shell also for toddlers up to 9 months or 9kg

/// Safety features:

- Additional magnetic drawbar safety bolts
- Reflective materials to mark height and width
- Cloth seat with new 5-point safety belt for every child
- Ideal road position and improved damping comfort due to higher tyre volume

/// Technical data:

	XLC MONO ²	XLC DUO ²
Version	single seater	two seater
Maximum shoulder width	51cm	63cm
Leg length/leg room	60cm	60cm
Head height (seat middle to upper frame)	60cm	60cm
LxWxH (with wheels and push handle)	118 x 73 x 94 /107cm	117 x 86 x 94 /107cm
LxWxH (folded, excl. handles & wheels)	100 x 71 x 30cm	100 x 85 x 30cm
Handle height high-setting	107cm	107cm
Handle height low-setting	94cm	94cm
Weight (base with handle)	13.3kg	14.2kg
Payload	35kg	45kg
Wheels	20" wheels/alu rims	20" wheels/alu rims
Tyres	50-406 / 20x1.90	50-406 / 20x1.90
Drawbar connector	Ø 28.6mm	Ø 28.6mm
Colours	silver/blue & silver/lime	silver/blue & silver/lime

• powered by CROOZER

BS-C06 XLC Kids' Trailer Mono²

Single-seater XLC kids' trailer

Scope of delivery:

- Bicycle drawbar
- Axle coupling
- Push handle
- Safety pennant
- Buggy wheel
- Preparation for jogger kit (jogger kit optional)

Features:

- Push handles with innovative click lock
- Combined insect and weather protection cover
- Split push handle cover for optional light, mobile, bell, etc. mounting
- Innovative quick folding system, compact folding dimension
- Easily usable single-handed hard braking system for blocking both wheels
- Push axle for quick wheel mounting
- In combination with XLC baby seat or Weber baby shell also suitable for toddlers up to 9 month or 9kg



/// **2 IN ONE**
MONO² FOR ONE

- 1 Trailer
- 2 Buggy



309 20 00605 945900 20" Mono² silver/blue
309 20 00606 945900 20" Mono² silver/lime

309 20 08000 95995 optional jogger kit for Mono²
(consisting of 16" wheel and alu axle struts)



BS-C05 XLC Kids' Trailer Duo² Silver/Blue

Two-seated XLC kids' trailer

Scope of delivery:

- Bicycle drawbar
- Push handles
- Buggy wheel
- Axle coupling
- Safety pennant
- Preparation for jogger kit (jogger kit optional)

Features:

- Push handles with innovative click lock
- Combined insect and weather protection cover
- Split push handle grip cover for optional light, mobile, bell, etc. mounting
- Innovative quick folding system, compact folding dimension
- Easily usable single-handed hard braking system for blocking both wheels
- Push axle for quick wheel mounting
- In combination with XLC baby seat or Weber baby shell also suitable for toddlers up to 9 months or 9kg



2 IN ONE
DUO² FOR TWO

- 1 Trailer
- 2 Buggy



309 20 00405 948900 20" Duo² silver/blue 309 20 08005 95995 optional jogger kit for Duo² (consisting of 16" wheel and alu axle struts)

BS-C05 XLC Kids' Trailer Duo² Silver/Lime

Two-seated XLC kids' trailer

Scope of delivery:

- Bicycle drawbar
- Push handle
- Buggy wheel
- Axle coupling
- Safety pennant
- Preparation for jogger kit (jogger kit optional)

Features:

- Push handles with innovative click lock
- Combined insect and weather protection cover
- Split push handle grip cover for optional light, mobile, bell, etc. mounting
- Innovative quick folding system, compact folding dimension
- Easily usable single-handed hard braking system for blocking both wheels
- Push axle for quick wheel mounting
- In combination with XLC baby seat or Weber baby shell also suitable for toddlers up to 9 months or 9kg



2 IN ONE
DUO² FOR TWO

- 1 Trailer
- 2 Buggy



309 20 00505 948900 20" Duo² silver/lime 309 20 08005 95995 optional jogger kit for Duo² (consisting of 16" wheel and alu axle struts)

CARGO TRAILERS



BS-L01 XLC Cargo Trailer Carry Van

- Steel frame with plastic bottom
- Including side drawbar and coupling
- Water-repellent fabric cover
- 16" spoke wheels (removable)
- 2-piece universal axle coupling
- Rear bumper, foldable rain cover (removable)
- Handcart function by replugging the drawbar
- Cargo area: 77 x 50 x 34cm (closed)
- Folding size without wheels: 85 x 56 x 15cm
- Weight: 11.4kg, payload: 30.0kg
- Drawbar: 25.4mm



309 20 03000 921900 blue/silver

BS-L02 XLC Cargo Trailer Doggy Van

- Foldable steel chassis
- Padded floor mat, side windows with insect protection
- Water-repellent fabric cover
- 16" spoke wheels (removable)
- Including side drawbar and universal axle coupling
- Large front and rear entry and exit area, with zipper
- Additional accessory bag for water bottle/treats
- Cargo area: 80x55x62cm
- Weight: 14.1kg, payload: 30.0kg
- Drawbar: 25.4mm



309 20 04000 923900 silver/blue



BS-X01 Awning
For XLC Kids' Trailer

- Suitable for XLC kids' trailers Mono/Duo from 2014



BS-X36 Belt Pads
For XLC Kids' Trailer

- Universally suitable for all XLC kids' trailers



BS-X38 Baby Seat
For XLC Kids' Trailer

- Suitable for XLC Mono²/Duo² from MY 2016 and XLC Mono^{8teen}/Duo^{8teen} from MY 2018



309 20 09030 92195 silver, for XLC Duo
309 20 09031 92195 silver, for XLC Mono

309 20 08815 9995 belt pads, silver (pair)

309 20 08812 95995 only suitable f. XLC trailers from MY 2016

BS-X32 Back Support For
XLC Kids' Trailer

- For toddlers approx. 10 - 20 months
- Stabilizes the posture of small children, whose back muscles are not fully developed yet
- Head piece is height adjustable
- Is held by belt system



BS-X02 Folding Garage For
XLC Kids' Trailer

- Universally suitable for all XLC kids' trailers



BS-X39 Bottle Bag
For XLC Kids' Trailer

- Suitable for XLC Mono²/Duo² from MY 2016 and XLC Mono^{8teen}/Duo^{8teen} from MY 2018



309 20 09199 93995 universally suitable f. all XLC kids' trailers

309 20 09050 94995 folding garage silver in uni size

309 20 08800 93295 for XLC Mono/Mono²/Mono^{8teen}
309 20 08801 93295 for XLC Duo/Duo²/Duo^{8teen}

BS-X12 Rain Cover For
XLC Kids'/Cargo Trailer



BS-X34 Jogger Kit For XLC Kids'
Trailer Mono²/Duo²

- Optionally suitable for XLC Mono²/Duo² from MY 2016 or XLC Mono^{8teen}/Duo^{8teen} from MY 2018
- 16" wheel
- 2 x axle strut aluminium



BS-X40 Ski Adapter Set
For XLC Kids' Trailer

- Suitable for XLC kids' trailers from 2014 (including Mono^{8teen} & Duo^{8teen} from MY 2018)



309 20 09040 91995 for XLC Duo MY 2014
309 20 09041 91995 for XLC Mono MY 2014
309 20 09044 91995 for XLC Duo²/Duo^{8teen}
309 20 09043 91995 for XLC Mono²/Mono^{8teen}
309 20 09042 91995 for XLC Carry Van from 2014

309 20 08000 95995 only suitable for Mono²
309 20 08005 95995 only suitable for Duo²
309 20 08010 95995 only suitable for Mono^{8teen}
309 20 08011 95995 only suitable for Duo^{8teen}

3092008850 912995 suitable for XLC kids' trailers from MY 2014



Replacement parts for XLC trailers can be found from page 225 on.

TYRES



VT-C02 XLC Tyres CROSS X

- All-rounder for wet and dry conditions

VT-C08 XLC Tyres MOUNTAIN X

- Perfect rolling characteristics
- Excellent ability to compensate changing soil conditions

NEW!



NEW!



VT-C02

item no.	size	code	ETRTO	colour/version	TPI	intended use
250 92 60500	26 x 2.0	91295	50-559	black	24	ATB/Tour
250 92 80500	28 x 1.40/700x35C	91295	37-622	black	24	ATB/Tour
250 92 80510	28 x 1.50/700x38C	91295	40-622	black	24	ATB/Tour



VT-C08

item no.	size	code	ETRTO	colour/version	TPI	intended use
250 92 65000	26 x 2.25	91395	57-559	black	24	MTB/Cross Country/Marathon
250 92 75000	27.5 x 2.10	91395	54-584	black	24	MTB/Cross Country/Marathon
250 92 75010	27.5 x 2.25	91395	57-584	black	24	MTB/Cross Country/Marathon
250 92 75020	27.5 x 2.10	91595	54-584	black reflective	24	MTB/Cross Country/Marathon
250 92 85000	28 x 1.60	91395	42-622	black	24	MTB/Cross Country/Marathon
250 92 85010	28 x 1,75	91395	47-622	black	24	MTB/Cross Country/Marathon
250 92 95000	29 x 2.10	91395	54-622	black	24	MTB/Cross Country/Marathon
250 92 95010	29 x 2.25	91395	57-622	black	24	MTB/Cross Country/Marathon
250 92 95020	29 x 2.10	91595	54-622	black reflective	24	MTB/Cross Country/Marathon

VT-C07 XLC Tyre RACE X

- Ideal Road tyre for leisure time and training

NEW!



VT-C03 XLC Tyre URBAN X

- Urban/Tour tyre with low friction resistance

NEW!



VT-C04 XLC Tyre STREET X

- All-rounder for wet and dry conditions
- Wide range, with or without puncture protection

NEW!



item no.	size	code	ETRTO	colour/version	TPI	intended use
250 92 84000	700 x 23C	91195	23-622	black	50	Road Race
250 92 84010	700 x 25C	91195	25-622	black	50	Road Race



VT-C03

item no.	size	code	ETRTO	colour/version	TPI	intended use
250 92 80600	28 x 1 1/2	91495	40-635	black reflective	24	Urban/Tour
250 92 80610	28 x 1.40	91495	37-622	black reflective	24	Urban/Tour



VT-C04

item no.	size	code	ETRTO	colour/version	TPI	intended use
250 92 01000	20 x 1.75	9895	47-406	black	24	Urban/Tour
250 92 01010	20 x 1.75	91095	47-406	black reflective	24	Urban/Tour
250 92 41000	24 x 1.75	91095	47-507	black	24	Urban/Tour
250 92 41010	24 x 1.75	91295	47-507	black reflective	24	Urban/Tour
250 92 61000	26 x 1.75	91395	47-559	black	24	Urban/Tour
250 92 61010	26 x 1.75	91595	47-559	black reflective	24	Urban/Tour
250 92 81000	28 x 1.40/700x35C	91395	37-622	black	24	Urban/Tour
250 92 81010	28 x 1.40/700x35C	91595	37-622	black reflective	24	Urban/Tour
250 92 81020	28 x 1.40/700x35C	91795	37-622	black reflective, puncture protection	24	Urban/Tour
250 92 81030	28 x 1.60/700x40C	91395	42-622	black	24	Urban/Tour
250 92 81040	28 x 1.60/700x40C	91595	42-622	black reflective	24	Urban/Tour
250 92 81050	28 x 1.60/700x40C	91795	42-622	black reflective, puncture protection	24	Urban/Tour
250 92 81051	28 x 1.60/700x40C	91795	42-622	black/braun refl., puncture protection	24	Urban/Tour
250 92 81053	28 x 1.60/700x40C	91795	42-622	brown reflective, puncture protection	24	Urban/Tour
250 92 81054	28 x 1.60/700x40C	91795	42-622	black/white refl., puncture protection	24	Urban/Tour
250 92 81060	28 x 1.75	91595	47-622	black reflective	24	Urban/Tour
250 92 81070	28 x 1.75	91795	47-622	black reflective, puncture protection	24	Urban/Tour
250 92 81071	28 x 1.75	91795	47-622	black/brown refl., puncture protection	24	Urban/Tour
250 92 81072	28 x 1.75	91795	47-622	cream reflective, puncture protection	24	Urban/Tour
250 92 81073	28 x 1.75	91795	47-622	brown reflective, puncture protection	24	Urban/Tour
250 92 81074	28 x 1.75	91795	47-622	black/white refl., puncture protection	24	Urban/Tour

VT-C01 XLC
Tyres BIG X

- Greatest comfort with minimal rolling resistance

NEW!



VT-C06 XLC
Tyres TRAIL X

- Fast all-rounder with aggressive grip

NEW!



VT-C05 XLC
Reifen TOUR X

- Low rolling resistance and smooth running profile

NEW!



VT-C01

item no.	size	code	ETRTO	colour/version	TPI	intended use
250 92 00000	20 x 2.0	91295	50-406	black reflective	24	Urban
250 92 60000	26 x 2.0	91595	50-559	black reflective	24	Urban
250 92 80000	28 x 2.0	91595	50-622	black reflective	24	Urban
250 92 80001	28 x 2.0	91695	50-622	black/brown reflective	24	Urban
250 92 80002	28 x 2.0	91695	50-622	cream reflective	24	Urban
250 92 80003	28 x 2.0	91695	50-622	brown reflective	24	Urban



VT-C06

item no.	size	code	ETRTO	colour/version	TPI	intended use
250 92 63000	26 x 2.10	91395	54-559	black	24	MTB/Cross Country/Marathon
250 92 63010	26 x 2.25	91395	57-559	black	24	MTB/Cross Country/Marathon
250 92 73000	27.5 x 2.10	91395	54-584	black	24	MTB/Cross Country/Marathon
250 92 73010	27.5 x 2.25	91395	57-584	black	24	MTB/Cross Country/Marathon
250 92 93000	29 x 2.10	91395	54-622	black	24	MTB/Cross Country/Marathon
250 92 93010	29 x 2.25	91395	57-622	black	24	MTB/Cross Country/Marathon



VT-C05

item no.	size	code	ETRTO	colour/version	TPI	intended use
250 92 42000	24 x 2.0	91095	50-507	black	24	ATB/Tour
250 92 42010	24 x 2.0	91295	50-507	black reflective	24	ATB/Tour
250 92 62000	26 x 1.75	91195	47-559	black	24	ATB/Tour
250 92 62010	26 x 2.0	91195	50-559	black	24	ATB/Tour
250 92 62020	26 x 2.0	91395	50-559	black reflective	24	ATB/Tour
250 92 82000	28 x 1.40	91195	37-622	black	24	ATB/Tour
250 92 82010	28 x 1.40	91395	37-622	black reflective	24	ATB/Tour
250 92 82020	28 x 1.60	91195	42-622	black	24	ATB/Tour
250 92 82030	28 x 1.60	91395	42-622	black reflective	24	ATB/Tour
250 92 82040	28 x 1.75	91395	47-622	black reflective	24	ATB/Tour
250 92 82050	28 x 1.75	91195	47-622	black	24	ATB/Tour



TUBES



XLC code	size	item no.	code	size	ETRTO	valve/length
VT-D12	12"	250 81 20000	9595	12 1/2 x 2 1/4	47/62-203	DV 32mm
VT-A12	12"	250 81 20200	9595	12 1/2 x 2 1/4	47/62-203	SV 35mm
VT-D14	14"	250 81 40000	9595	14 x 1 3/8	37/44-288/305	DV 32mm
VT-D16	16"	250 81 60000	9595	16 x 1.75/2.125	47/62-305	DV 32mm
VT-A16	16"	250 81 60200	9595	16 x 1.75/2.125	47/62-305	SV 35mm
VT-D18	18"	250 81 80000	9595	18 x 1.75/2.125	32/50-355/400	DV 32mm
VT-A18	18"	250 81 80200	9595	18 x 1.75/2.125	32/50-355/400	SV 35mm
VT-D20	20"	250 82 00000	9595	20 x 1.5/2.5	40/62-406	DV 32mm
VT-A20	20"	250 82 00200	9595	20 x 1.5/2.5	40/62-406	SV 35mm
VT-S20	20"	250 82 00400	9595	20 x 1.5/2.5	40/62-406	PV 32mm
VT-D24	24"	250 82 40000	9595	24 x 1.5/2.5	40/62-507	DV 40mm
VT-A24	24"	250 82 40200	9595	24 x 1.5/2.5	40/62-507	SV 35mm
VT-D26	26"	250 82 60000	9595	26 x 1 1/4-1.75	32/40-584/590	DV 40mm
VT-D26	26"	250 82 62000	9595	26 x 1.5/2.5	40/62-559	DV 40mm
VT-A26	26"	250 82 61200	9595	26 x 1.0/1.5	25/40-559	SV 35mm
VT-A26	26"	250 82 62200	9595	26 x 1.5/2.5	40/62-559	SV 35mm
VT-S26	26"	250 82 61400	9595	26 x 1.0/1.5	25/40-559	PV 32mm
VT-S26	26"	250 82 62400	9595	26 x 1.5/2.5	40/62-559	PV 32mm
VT-A27	27,5"	250 82 70200	9695	27.5 x 2.10/2.35	52/58-584	SV 34mm
VT-S27	27,5"	250 82 71200	9695	27.5 x 2.10/2.35	52/58-584	PV 48mm
VT-D28	28"	250 82 80000	9595	27/28 x 1 1/8 - 1.75	28/47-622/635	DV 40mm
VT-A28	28"	250 82 80200	9595	27/28 x 1 1/8 - 1.75	28/47-622/635	SV 35mm
VT-S28	28"	250 82 80400	9595	27/28 x 1 1/8 - 1.75	28/47-622/635	PV 32mm
VT-S28	28"	250 82 80500	9595	27/28 x 1 1/8 - 1.75	28/47-622/635	PV 48mm
VT-S28	28"	250 82 81400	9595	700 x 18/28C	18/28-622/630	PV 32mm
VT-S28	28"	250 82 81500	9595	700 x 18/28C	18/28-622/630	PV 48mm
VT-S28	28"	250 82 81600	9595	700 x 18/28C	18/28-622/630	PV 60mm
VT-A29	29"	250 82 90200	9695	29 x 1.9/2.3	50/56-622	PV 34mm
VT-A29	29"	250 82 91200	9695	29 x 2.3/2.4	56/58-622	SV 35mm
VT-S29	29"	250 82 90400	9695	29 x 1.9/2.3	50/56-622	PV 48mm
VT-S29	29"	250 82 91400	9695	29 x 2.3/2.4	56/58-622	PV 48mm



TUBES | FEATURES



/// Dunlop valve (DV)

The Dunlop valve is the widest spread valve in Germany and the Netherlands. Characterised by being tucked in a piece of metal tube, being secured with a lock nut. Therefore, these valves can be exchanged quickly and without tools, but they can be as easily stolen or sabotaged. The lock nut must be loosened to release the air.



/// Schrader valve (SV)

The Schrader valve is often found in Mountain bikes. Besides, it is also used for cars, which is why it is also called 'car valve' (Autoventil) in German. When a pump head or a manometer is attached, a pin is pressed down within the valve, opening it and allowing the air to enter or the air pressure within the tyre to be measured. Hand pumps for Schrader valves therefore need a non-return valve in the pump head. An advantage of the Schrader valve is the possibility of inflating it at petrol stations without the need of adapters.



/// Presta valve (PV)

The Presta valve (also called French valve or Race valve) qualifies for high pressure and is used for MTBs, Road bikes or Touring bikes. To inflate the tyre, the small knurled nut placed on the thread pin has to be loosened. As this valve, in contrast to the Schrader valve, is not kept closed by a spring but by the excess of pressure within the tyre, it does not have to be opened mechanically in order to be pumped up, but opens up by itself at the slightest difference of pressure.

HELMETS



BH-C22 XLC Urban Helmet

- Area of use: Urban, Freestyle, BMX
- 12 air vents
- ABS shell
- Uni adjustment system
- Chin pad
- Weight: approx. 440g



- 250 01 80090 93495 uni size (53-59cm) matt black, Spikes
- 250 01 80091 93495 uni size (53-59cm) matt black, Grunge

- 250 01 80092 93495 uni size (53-59cm) beige, Tattoo
- 250 01 80093 93495 uni size (53-59cm) creme, Flower

BH-C17 XLC Kids' Helmet

- 9 air vents, Inmold construction
- Extra big LED flash/permanent light
- Uni adjustment system
- Insect net



- 250 01 80020 93495 size XS/S (48-54cm) blue, Racer
- 250 01 80022 93495 size S/M (51-55cm) blue, Racer
- 250 01 80021 93495 size XS/S (48-54cm) mint, Catwalk
- 250 01 80023 93495 size S/M (51-55cm) mint, Catwalk

BH-C16 XLC Kids' Helmet

- 9 air vents
- Uni adjustment system
- Integrated helmet screen
- Insect net
- Chin pad
- LED flash/permanent light
- Weight: approx. 206g



- 250 01 80000 92495 size XS/S (49-54cm) red, Fireworker
- 250 01 80001 92495 size XS/S (49-54cm) pink, Princess



BH-C20 XLC Helmet

- 25 air vents
- Single-Inmold construction, uni adjustment system
- Chin pad, removable helmet screen
- Weight: approx. 310g



250 01 80070	93995	size S/M (53-57cm), blue motive 'Prism'
250 01 80071	93995	size L/XL (58-63cm), blue motive 'Prism'
250 01 80072	93995	size S/M (53-57cm) motive anthracite 'Scratch'
250 01 80073	93995	size L/XL (58-63cm) motive anthracite 'Scratch'

BH-C21 XLC All MTB Helmet

- 17 air vents
- ABS shell
- Insect net
- Uni adjustment system
- Chin pad
- Removable helmet screen
- Weight: approx. 385g



250 01 80080	95995	uni size (54-60cm), black
--------------	-------	---------------------------

BH-C19 XLC Helmet

- 20 air vents
- Single-Inmold construction
- Insect net
- Uni adjustment system
- Chin pad
- Removable helmet screen
- Weight: approx. 290g



250 01 80060	93495	size S/M(51-56cm) bl/anth motive 'Ethnic'
250 01 80061	93495	size L/XL(54-58cm) bl/anth motive 'Ethnic'

BH-C18 XLC Teen Helmet

- 20 air vents
- Single-Inmold construction
- Insect net
- Uni adjustment system
- Chin pad, LED flash/permanent light
- Removable helmet screen
- Weight: approx. 290g



250 01 80040	93495	size S/M (51-56cm) red/grey motive 'Ethnic'
250 01 80041	93495	size L/XL (54-58cm) red/grey motive Ethnic

HELMETS | FEATURES



/// Inmold construction

Inmold indicates a production mechanism during which the inner and the outer shell of the helmet are combined under pressure. The result is an extremely robust construction with low weight.



/// LED safety flash light

The LED safety light is integrated in your helmet. You can choose between flash and permanent light mode. The LED safety flash light does not replace the mandatory lighting on your bike, however, is a useful addition for more safety on the roads.

BH-X10 - BH-X22 Replacement Parts For XLC Helmets



250 01 85010	9395	adjustment system for BH-C18/BH-C19/BH-C20/BH-C21
250 01 85011	9395	adjustment system for BH-C22
250 01 85015	9295	replacement screen for BH-C20
250 01 85016	9295	replacement screen for BH-C21
250 01 85017	9295	replacement screen for BH-C18/BH-C19
250 01 85020	9295	belt for BH-C18/BH-C22
250 01 85030	9295	pad set for BH-C22
250 01 85031	9295	pad set for BH-C20
250 01 85032	9295	pad set for BH-C21
250 01 85033	9295	pad set for BH-C18, BH-C19
250 01 85034	9295	pad set for BH-C16
250 01 85035	9295	pad set for BH-C17

SPORTS GLASSES



SG-C08 XLC Sun Glasses Fidschi

- Soft-Flex frame
- Two exchange lenses, transparent and orange
- Extremely light
- Rubber touch
- Rubber nose pads
- Including micro fibre bag
- 100% UV protection



250 01 57500 93295 black frame matt, smoky lenses

SG-C07 XLC Sun Glasses Jamaica

- Soft-Flex frame
- Two exchange lenses, transparent and yellow
- Extremely light
- Rubber nose pads
- Including micro fibre bag
- 100 % UV protection



250 01 56800 92295 white frame, silver lenses, mirrored

SG-C04 XLC Sun Glasses La Gomera

- Soft-Flex frame
- Two exchange lenses, smoky and orange
- Extremely light
- Rubber nose pads
- Including micro fibre bag
- 100 % UV protection



250 01 55500 92495 frame black/gloss, transparent lenses

SG-C05 XLC Sun Glasses Malediven

- Soft-Flex frame
- Two exchange lenses, transparent and orange
- Rubber nose pads
- Including micro fibre bag
- 100 % UV protection



250 01 56000 92495 white frame, smoky lenses

**SG-C05 XLC Sun Glasses Malediven**

- Soft-Flex frame
- Two exchange lenses, transparent and orange
- Rubber nose pads
- Including micro fibre bag
- 100 % UV protection



250 01 56100 92495 matt black frame, smoky lenses

SG-F05 XLC Sun Glasses Reunion

- Ideal for Freeride/DH
- Soft-Flex frame
- Rubber nose pads
- Removable temples
- Rubber band for extremely tight fitting
- Dust sealing
- Including micro fibre bag
- 100 % UV protection
- Two exchange lenses, transparent and yellow



250 01 54000 92995 transparent frame, red mirrored lenses

SG-C06 XLC Sun Glasses Galapagos

- Soft-Flex frame
- Extremely light
- Two exchange lenses, mirrored and yellow
- Rubber nose pads
- Including micro fibre bag
- 100 % UV protection



250 01 56500 92495 black/gloss frame, orange mirrored lenses

GLASSES | FEATURES**/// 100% UV protection**

XLC lenses with 100% protection against UV rays are adequate for road traffic, according to the European standard 1836. XLC lenses are available in different shades. Yellow and orange lenses help avoid accidents on cloudy days due to their particularly good contrast sight. Grey or brown lenses depict the environmental colours most naturally. The shade of glasses has no effect on UV protection.

**/// Rubber nose pads**

XLC Sports Glasses are equipped with rubber nose pads. These nose pads are pleasantly soft, thus reducing pressure. Further, the anti-slip material of the pads prevents slipping when sweating, thus guaranteeing high comfort.

**/// Photochromic lenses**

Surely everyone is familiar with the following situation: During strong solar radiation or when the season changes and diffused light affects our sight, our eyes are heavily strained due to squinting. The photochromic lenses of some XLC glasses adjust automatically to the changing lighting conditions. The intelligent plastic lens ensures dazzle- and reflection-free vision in every situation.

**/// Soft flex frame**

The soft flex frames of our XLC sports glasses are made of elastic, shatter-proof material, which adjusts perfectly to the individual shape of the head.

**/// Sports glasses for spectacle wearers**

A special insert for your optical lenses is integrated in these glasses. This insert is removable and may be individually fitted with lenses by your optician.

**/// Replacement lenses**

The use of special exchangeable lenses is recommended for rides through the woods, where there are many light-shadow effects or in twilight. They are enclosed with the respective XLC glasses. There are different shades: yellow and orange lenses help avoiding accidents on cloudy days due to their particularly good contrast perception. Grey or brown lenses depict the environmental colours most naturally and are therefore recommended in normal or bright light.

SPORTS GLASSES



SG-C12 XLC Sun Glasses Male

- Soft-Flex frame made of Grilamid TR90
- Extremely light, UV-resistant, high resistance to bending and impact
- Rubber nose pads
- Two exchange lenses, transparent and orange
- Including hard cover box
- 100 % UV protection



250 01 58010 93995 black frame, smoky lenses

SG-C11 XLC Sun Glasses Nassau

- Soft-Flex frame made of Grilamid TR90
- Extremely light, UV-resistant, high resistance to bending and impact
- Rubber nose pads
- Two exchange lenses, transparent and orange
- Including hard cover box
- 100 % UV protection



250 01 58000 93495 white frame, blue lenses
250 01 58001 93495 black frame, blue lenses

SG-C16 XLC Sun Glasses Kingston

- Soft-Flex frame made of Grilamid TR90
- Extremely light, UV-resistant, high resistance to bending and impact
- Rubber nose pads
- Two exchange glasses, transparent and orange
- Including hard cover box
- 100 % UV protection



250 01 58050 93295 black frame, red mirrored lenses

SG-C01 XLC Sun Glasses Seychellen

- Soft-Flex frame
- Rubber nose pads
- Two exchange glasses, transparent and yellow
- Including micro fibre bag
- 100 % UV protection



250 01 50600 91995 matt black frame, smoky lenses



SG-C13 XLC Sun Glasses Palma

- Soft-Flex frame made of Grilamid TR90
- Extremely light, UV-resistant, superior resistance to bending and impact
- Two exchange lenses, transparent and orange
- Rubber nose pads
- Including hard cover box
- 100 % UV protection



250 01 58020 93795 black frame, smoky lenses
 250 01 58021 93795 white frame, smoky lenses

250 01 58022 93795 blue frame, smoky lenses
 250 01 58023 93795 yellow frame, smoky lenses

SG-C14 XLC Sun Glasses Saint-Denis

- Soft-Flex frame made of Grilamid TR90
- Extremely light, UV-resistant, high resistance to bending and impact
- Rubber nose pads
- Two unmirrored exchange lenses, transparent and orange
- Including hard cover box
- 100 % UV protection



250 01 58030 93995 grey frame, blue mirrored lenses
 250 01 58031 93995 grey frame, green mirrored lenses

250 01 58032 93995 grey frame, red mirrored lenses
 250 01 58033 93995 grey frame, orange mirrored lenses

SPORTS GLASSES



SG-F02 XLC Pro Sun Glasses Galapagos II

- Yellow, grey lenses
- Soft-Flex frame
- Extremely light
- Rubber nose pads
- Including hard cover box
- 100 % UV protection



250 01 56550 94995 black frame, photochromic lenses

SG-C02 XLC Sun Glasses Tahiti

- Soft-Flex frame
- Rubber nose pads
- Two exchange lenses, transparent and yellow
- Including micro fibre bag
- 100 % UV protection



250 01 50900 91995 blue frame, mirrored lenses
 250 01 51000 91995 red frame, mirrored lenses
 250 01 51100 91995 silver frame, mirrored lenses

SG-C09 XLC Sun Glasses Komodo

- Soft-Flex frame with angle adjustable temples
- Rubber nose pads
- Three exchange lenses; transparent, yellow and orange
- Including micro fibre bag and padded case
- Extremely light: 28g, 100 % UV protection



250 01 59310 93495 black/grey frame, mirrored lenses including three exchange lenses

SG-C09 XLC Sun Glasses Komodo

- Soft-Flex frame
- Adjustable temples
- Extremely light
- Rubber nose pads
- Including micro fibre bag
- 100 % UV protection



250 01 59300 92695 black/grey frame, mirrored lenses



SG-C10 XLC Sun Glasses Sulawesi

- Soft-Flex frame
- Two exchange lenses, transparent and orange
- Extremely light
- Rubber nose pads
- Including micro fibre bag
- 100 % UV protection



250 01 57201 92195 white/green frame, mirrored lenses
 250 01 57203 92195 grey/orange frame, mirrored lenses

SG-F06 XLC Sun Glasses Madagaskar

- Extremely light
- Rubber touch
- Including micro fibre bag
- 100 % UV protection



250 01 59118 91295 white/green frame, smoky lenses

SG-F09 XLC Sun Glasses Bali

- Soft-Flex frame
- Rubber nose pads
- Including micro fibre bag
- 100 % UV protection



250 01 59400 91495 white frame, mirrored lenses
 250 01 59409 91495 brown frame, mirrored lenses

SG-F07 XLC Sun Glasses Borneo

- Soft-Flex frame
- Angle adjustable temples
- Extremely light
- Rubber nose pads
- Including micro fibre bag
- 100 % UV protection



250 01 57700 92195 black frame, orange lenses

SG-F01 XLC Sun Glasses Bahamas *for spectacle wearers*

- Removable optical frame; especially for spectacle wearers
- Corrective glasses can be integrated, built-in dimensions: max. 2mm +/- 0.1mm
- Two exchange lenses, transparent and yellow
- Rubber nose pads
- Soft-Flex frame
- Sturdy box
- 100% UV protection



250 01 50000 92495 matt black frame, smoky lenses, for spectacle wearers
 250 01 50001 9795 Bahamas service set incl. nose pad & optical frame

SG-C15 XLC Sun Glasses Palermo *for spectacle wearers*

- Removable optical frame; especially for spectacle wearers
- Corrective glasses can be integrated, built-in dimensions max. 2mm +/- 0.1mm
- Soft-Flex frame made of Grilamid TR90
- Extremely light, UV-resistant, high resistance to bending and impact
- Two exchange lenses, transparent and orange
- Rubber nose pads
- Including hard cover box
- 100% UV protection



250 01 58040 93995 black frame, smoky mirrored lenses

KIDS' GLASSES



SG-K01 - SG-K06 XLC Kids' Sun Glasses Maui

- Soft-Flex frame
- Including micro fibre bag
- 100 % UV protection



250 01 53000 91395 blue frame, mirrored lenses
 250 01 53200 91395 white/pink frame, pink lenses



SHOES



SHOE SIZE CHART

US	4	4.5	5	5.5	6	6.5	7	7.5	8	8.5	9	9.5	10	10.5	11	11.5	12	12.5	13	13.5
UK	3	3.5	4	4.5	5	5.5	6	6.5	7	7.5	8	8.5	9	9.5	10	10.5	11	11.5	12	12.5
Euro	36	37	38	39	40	41	42	43	44	45	46	47								

CB-M08 XLC Pro MTB Shoes

- The robust synthetic upper has a firm fit and protects due to welded reinforcements at All-Mountain use
- Upper material: flexible micro fibre material
- Breathable Nylon mesh part
- Reinforced heel, with reflector
- Neoprene tongue with mesh surface
- Twist lock on upper
- Sure-footed and non-slip Nylon sole
- TPU studs
- Weight: only 636g (size 42)
- Suitable for SPD system



- 250 00 87500 912900 size 38 black/grey
- 250 00 87600 912900 size 39 black/grey
- 250 00 87700 912900 size 40 black/grey
- 250 00 87800 912900 size 41 black/grey
- 250 00 87900 912900 size 42 black/grey
- 250 00 88000 912900 size 43 black/grey

- 250 00 88100 912900 size 44 black/grey
- 250 00 88200 912900 size 45 black/grey
- 250 00 88300 912900 size 46 black/grey
- 250 00 88400 912900 size 47 black/grey
- 250 00 88500 912900 size 48 black/grey



SHOES | FEATURES



/// Lifestyle shoe

Due to the adaption system integrated deep into the sole and to the slip-proof structure of the sole, XLC Lifestyle shoes suit system pedals, as well as traditional ATB/MTB pedals with cage. The slightly flexible sole also qualifies for longer walks.



/// MTB shoe

Special shoes for MTB/ATB/Freeride use, with removable studs for additional grip. The pedal adaption is integrated into the sole and thanks to the generous profile, this shoe also qualifies for walking. These XLC shoes with special adapter plates are also suitable for the adaption to Shimano SPD- and SPD-R system pedals.



/// Road shoe

The XLC Road shoes have an extremely rigid outer sole. The respective pedal system is attached directly to the sole. These XLC Road shoes with special adapter plates are suitable for the adaption to Shimano SPD- and SPD-R system pedals and also for Look-system pedals.



/// EVA inner sole

The EVA inner sole is an ergonomically shaped, extra light insole, which provides high wearing comfort thanks to its anatomic padding. EVA is a high-quality foam. Dry and warm thanks to closed cells, elastic, tear-proof and slip-proof. The expansion is done without foaming agent and thus CFC-free.



/// Micro fibre leather

Micro fibre leather is a tough synthetic fabric made of chemical fibres, which stands out thanks its high wearing comfort and breathability. Further, micro fibre leather is waterproof and dirt-repellent. It does not only produce a pleasant foot climate, it is also easily and quickly cleaned.



/// Atop twist lock

The Atop twist lock provides a simple but exact and firm compression thus guaranteeing firm foot support at all times. Adjustments can also be made during the ride and Atop twist lock can be changed.



/// TPU studs

The removable TPU studs offer additional grip and a safe tread especially on extremely soft ground.

CB-M06 XLC MTB Shoes

- Upper material: imitation leather
- Breathable Nylon mesh
- Mid-sole: Nylon sole, with slip-resistant tread
- Removable PU knobs
- 3 hook and loop fasteners
- Weight: approx. 740g (size 43)
- Suitable for SPD system



250 00 82000	97495	size 38 white	250 00 82500	97495	size 43 white
250 00 82100	97495	size 39 white	250 00 82600	97495	size 44 white
250 00 82200	97495	size 40 white	250 00 82700	97495	size 45 white
250 00 82300	97495	size 41 white	250 00 82800	97495	size 46 white
250 00 82400	97495	size 42 white	250 00 82900	97495	size 47 white

XLC. SIMPLY WELL DONE





CB-M09 XLC All MTN Shoes

- Extremely robust All MTB shoe with rubber flex sole
- Upper material: premium micro fibre with breathable Nylon mesh insert
- Reinforced heels with reflex zones
- Reinforced toe area made from grain leather
- Two robust hook and loop fasteners, ratchet closure
- Nylon mesh material tongue
- Breathable, removable EVA insole
- Rubber flex outer sole, also suitable for long walking distances
- Sure-footed and non-slip TPU tread
- Suitable for SPD system



250 00 89000	98995	anthracite/black size 38	250 00 89600	98995	anthracite/black size 44
250 00 89100	98995	anthracite/black size 39	250 00 89700	98995	anthracite/black size 45
250 00 89200	98995	anthracite/black size 40	250 00 89800	98995	anthracite/black size 46
250 00 89300	98995	anthracite/black size 41	250 00 89900	98995	anthracite/black size 47
250 00 89400	98995	anthracite/black size 42			
250 00 89500	98995	anthracite/black size 43			

CB-M09 XLC All MTN Shoes

- Extremely robust All MTB shoe with Rubber flex sole
- Upper material: premium micro fibre with breathable Nylon mesh pads
- Reinforced heels with reflective zones
- Reinforced toes made of grain leather
- 2 robust hook and loop fasteners, 1 buckle fastener
- Tongue made of Nylon mesh material
- Breathable, removable EVA insole
- Rubber flex external sole, also perfectly suitable for long walking distances
- Non-slip TPU tread
- Suitable for SPD system



250 00 89901	98995	green/black/yellow size 38	250 00 89907	98995	green/black/yellow size 44
250 00 89902	98995	green/black/yellow size 39	250 00 89908	98995	green/black/yellow size 45
250 00 89903	98995	green/black/yellow size 40	250 00 89909	98995	green/black/yellow size 46
250 00 89904	98995	green/black/yellow size 41	250 00 89910	98995	green/black/yellow size 47
250 00 89905	98995	green/black/yellow size 42			
250 00 89906	98995	green/black/yellow size 43			

CB-M06 XLC MTB Shoes

- Upper material: imitation leather
- Breathable Nylon mesh
- 3 hook and loop fastener
- Mid-sole: Nylon sole, with non-slip tread
- Removable PU knobs
- Weight: approx. 740g (size 43)
- Suitable for SPD system



250 00 82910	97495	black size 38	250 00 82916	97495	black size 44
250 00 82911	97495	black size 39	250 00 82917	97495	black size 45
250 00 82912	97495	black size 40	250 00 82918	97495	black size 46
250 00 82913	97495	black size 41	250 00 82919	97495	black size 47
250 00 82914	97495	black size 42			
250 00 82915	97495	black size 43			

CB-M06 XLC MTB Shoes

- Upper material: imitation leather
- Breathable Nylon mesh
- 3 hook and loop fastener
- Mid-sole: Nylon sole, with non-slip tread
- Removable PU knobs
- Weight: approx. 740g (size 43)
- Suitable for SPD system



250 00 82920	97495	neon yellow size 38	250 00 82926	97495	neon yellow size 44
250 00 82921	97495	neon yellow size 39	250 00 82927	97495	neon yellow size 45
250 00 82922	97495	neon yellow size 40	250 00 82928	97495	neon yellow size 46
250 00 82923	97495	neon yellow size 41	250 00 82929	97495	neon yellow size 47
250 00 82924	97495	neon yellow size 42			
250 00 82925	97495	neon yellow size 43			


CB-R04 XLC Road Shoes

- Upper material: imitation leather
- Breathable Nylon mesh
- Reinforced heels with reflector
- Non-slip Nylon sole with comfortable ventilation
- Tongue made of PU leather & Neoprene
- 3 hook and loop fasteners
- Weight: approx. 620g (Gr. 43)
- Suitable for SPD/Look system


**ROAD
USE**

250 00 80000	97495	size 38 white	250 00 80500	97495	size 43 white
250 00 80100	97495	size 39 white	250 00 80600	97495	size 44 white
250 00 80200	97495	size 40 white	250 00 80700	97495	size 45 white
250 00 80300	97495	size 41 white	250 00 80800	97495	size 46 white
250 00 80400	97495	size 42 white	250 00 80900	97495	size 47 white

XLC. SIMPLY WELL DONE


CB-R04 XLC Road Shoes

- Upper material: imitation leather
- Breathable Nylon mesh
- Reinforced heels with reflector
- Non-slip Nylon sole with comfortable ventilation
- Tongue made of PU leather & Neoprene
- 3 hook and loop fasteners
- Weight: approx. 620g (Gr. 43)
- Suitable for SPD/Look system



**ROAD
USE**

250 00 80910	97495	black size 38	250 00 80916	97495	black size 44
250 00 80911	97495	black size 39	250 00 80917	97495	black size 45
250 00 80912	97495	black size 40	250 00 80918	97495	black size 46
250 00 80913	97495	black size 41	250 00 80919	97495	black size 47
250 00 80914	97495	black size 42			
250 00 80915	97495	black size 43			

CB-R04 XLC Road Shoes

- Upper material: imitation leather
- Breathable Nylon mesh
- Reinforced heels with reflector
- Non-slip Nylon sole with comfortable ventilation
- Tongue made of PU leather & Neoprene
- 3 hook and loop fasteners
- Weight: approx. 620g (Gr. 43)
- Suitable for SPD/Look system



**ROAD
USE**

250 00 80920	97495	red/black size 38	250 00 80926	97495	red/black size 44
250 00 80921	97495	red/black size 39	250 00 80927	97495	red/black size 45
250 00 80922	97495	red/black size 40	250 00 80928	97495	red/black size 46
250 00 80923	97495	red/black size 41	250 00 80929	97495	red/black size 47
250 00 80924	97495	red/black size 42			
250 00 80925	97495	red/black size 43			



CB-A01 XLC All Ride Sports Shoes

- Allround sports shoe for all bikers, skateboarders, etc; thanks to its shock-absorbing rubber sole, it is perfectly suitable for long walking distances, ideal for flat pedals and sandpaper pedals
- Upper material: imitation leather
- Breathable front and lateral inlays
- Non-slip, shock-absorbing rubber flex sole
- Black shoelaces + shoelaces in grey
- Ergonomic insole
- Mesh tongue
- Silicone logo
- Weight: 376g (size 43)

ATTENTION !!! These shoes turn out smaller. Please order one size bigger than usual.



250 00 70010	96995	black/anthracite size 38	250 00 70015	96995	black/anthracite size 43
250 00 70011	96995	black/anthracite size 39	250 00 70016	96995	black/anthracite size 44
250 00 70012	96995	black/anthracite size 40	250 00 70017	96995	black/anthracite size 45
250 00 70013	96995	black/anthracite size 41	250 00 70018	96995	black/anthracite size 46
250 00 70014	96995	black/anthracite size 42	250 00 70019	96995	black/anthracite size 47

CB-M07 XLC Winter Shoes

- Upper material: Lycra, Super Roubaix, waterproof-coated PU, fleece inlay
- Inner shoe made of terry cloth, padded for ideal insulation characteristics, waterproof PU
- Outer material made of structured Polyester
- Sealed YKK zipper, inner shoe with lace fastening
- Mid-sole: Nylon sole/fibre glass, non-slip tread
- Reinforced heels with structured PVC
- Toe section made of high density PU
- Removable TPU knobs
- Take off aid
- Reflective stripes
- Weight: approx. 860g (size 43)
- Suitable for SPD system



250 00 83000	914900	size 38 black	250 00 83500	914900	size 43 black
250 00 83100	914900	size 39 black	250 00 83600	914900	size 44 black
250 00 83200	914900	size 40 black	250 00 83700	914900	size 45 black
250 00 83300	914900	size 41 black	250 00 83800	914900	size 46 black
250 00 83400	914900	size 42 black	250 00 83900	914900	size 47 black

SPORT SOCKS



CS-S02 XLC Road Footies

- Low cut Footie cuffs
- Optimal wearing comfort due to extra delicate knitting
- Optimal temperatures due to anti-bacterial Silver Cool fibre
- Reinforced toe section lowers arising pressure in order to prevent blisters
- Left/Right technology provides perfect fitting and high comfort
- Material: 62% Polyamide (Silver Cool), 36% Polyamide, 2% Elastane



250 00 02100 9895 s. 39-42 white/green 250 00 02101 9895 s. 39-42 black/blue
 250 00 02200 9895 s. 43-46 white/green 250 00 02201 9895 s. 43-46 black/blue
 250 00 02300 9895 s. 47-49 white/green 250 00 02301 9895 s. 47-49 black/blue

CS-S03 XLC Functional Socks Footie

- Silver Cool has an antibacterial effect and reduces odour production
- Reinforced toe and heel section for comfortable wearing
- Channel separation in the sole section
- Left/Right technology
- Protection flip on cuffs prevents slipping and rubbing
- Material: 62% Polyamide (Silver Cool), 36% Polyamide, 2% Elastane



250 00 02400 9895 s. 39-42 white/grey 250 00 02401 9895 s. 39-42 black/grey
 250 00 02500 9895 s. 43-46 white/grey 250 00 02501 9895 s. 43-46 black/grey
 250 00 02600 9895 s. 47-49 white/grey 250 00 02601 9895 s. 47-49 black/grey

CS-L01 XLC Mountainbike Socks With Merino

- Highest protection through partial padding on high stress sections (heels, toes, mid foot and arch)
- Left/Right technology
- Antibacterial effect due to Merino wool
- Pleasant foot temperature and dry feet as moisture is drained rapidly
- Material: 56% Polyamide, 21% Wool, 21% Acryl, 2% Elastane



250 00 02700 9995 s. 39-42 grey/blue
 250 00 02800 9995 s. 43-46 grey/blue
 250 00 02900 9995 s. 47-49 grey/blue

CS-C02 XLC Colourfeet Socks With Coolmax®

- A combination of Coolmax® and special mesh knitting enables an ideal moisture draining
- Always pleasant temperature and dry feet
- Mid-foot reinforcements provide perfect fitting
- Left/Right technology
- Material: 50% Polyester (Coolmax®), 48% Polyamide, 2% Elastane



250 00 03000 9995 s. 39-42 white/blue
 250 00 03100 9995 s. 43-46 white/blue
 250 00 03200 9995 s. 47-49 white/blue



SPORTS SOCKS | FEATURES



/// Silver Cool

The Silver Cool technology prevents bacteria development on your skin through silver ions. Thus, it prevents unpleasant odour production. Even during hard perspiration, it has an antibacterial effect and remains odour neutral.



/// Merino wool

The difference between Merino wool and regular wool lies in the delicate Merino fibre. The Merino wool is less itchy on the skin which is why it is perfect for functional clothing. Furthermore, Merino wool still warms the body when it is wet. There is almost no form of sport, where you can't wear Merino wool.



/// Coolmax

Coolmax® is a highly useful fabric which supports the athletes wearing it. Coolmax® drains moisture from the body to the surface of the fabric where it dries quicker than on any other fabric. Tests confirm that clothing made of Coolmax® dry within 30 minutes almost completely. In comparison to Coolmax®, wool contained after the same amount of time 50% water. Coolmax® offers cooling comfort for extreme athletes. They know what to expect from functional fabric and only accept the best. Therefore, they appreciate every physiological advantage Coolmax® offers. It is confirmed that the fabric reduces the skin's temperature, keeps the heart frequency low and balances the water household.

CS-L02 XLC Freeride/Allmountain Socks

- Made in Europe
- Left/Right technology
- Material: 56% Cotton, 16% Polypropylene, 25% Polyamide, 3% Elastane



250 00 04000	91195	size 39-41	black
250 00 04001	91195	size 42-45	black
250 00 04002	91195	size 46-48	black

CS-L02 XLC Freeride/Allmountain Socks

- Made in Europe
- Left/Right technology
- Material: 56% Cotton, 16% Polypropylene, 25% Polyamide, 3% Elastane



250 00 04004	91195	size 39-41	blue w. stripes
250 00 04005	91195	size 42-45	blue w. stripes
250 00 04006	91195	size 46-48	blue w. stripes

CS-L02 XLC Freeride/Allmountain Socks

- Made in Europe
- Left/Right technology
- Material: 56% Cotton, 16% Polypropylene, 25% Polyamide, 3% Elastane



250 00 04007	91195	size 39-41	blue orange
250 00 04008	91195	size 42-45	blue orange
250 00 04009	91195	size 46-48	blue orange



CYCLE BOOTIES



BO-A01 XLC Cycle Booties

- Material: 80% Polyester, 10% Nylon, 10% Grip material
- For autumn, spring and winter weather
- 2mm thick Neoprene material protects against the cold, rain and dirt
- Lycra paspel
- YKK zipper
- Rubberized and reinforced tiptoe
- Hook and loop fastener on sole
- Reflective rear hook and loop fastener
- Silicone lettering



251 00 00000	92995	size 37/38	251 00 00300	92995	size 43/44
251 00 00100	92995	size 39/40	251 00 00400	92995	size 45/46
251 00 00200	92995	size 41/42	251 00 00500	92995	size 47/48

BO-A03 XLC Cycle Booties

- Material: 95% Polyester, 5% Nylon
- For autumn, spring and winter weather
- 2mm thick Neoprene material protects against the cold, rain and dirt
- Reflective paspel
- Waterproof, rubberized lateral zipper
- Silicone lettering



251 00 02000	92595	size 37/38	251 00 02300	92595	size 43/44
251 00 02100	92595	size 39/40	251 00 02400	92595	size 45/46
251 00 02200	92595	size 41/42	251 00 02500	92595	size 47/48

BO-A05 XLC Cycle Booties

- Material: Polyester Oxford, extremely tearproof, weather- and waterproof
- For spring, summer, autumn and rainy weather
- Seald seams
- Robust, hook and loop fastener
- Elastic, flexible fitting
- Reinforced toe section



251 00 04000	92595	size 37/38	251 00 04300	92595	size 43/44
251 00 04100	92595	size 39/40	251 00 04400	92595	size 45/46
251 00 04200	92595	size 41/42	251 00 04500	92595	size 47/48

BO-A07 XLC Cycle Booties

- Material: 85% Polyester, 5% Nylon, 10% Grip material
- For winter weather
- 4mm Neoprene material protects from extreme cold weather, rain and dirt
- Sealed, reinforced seams
- Reflective stripes for more safety
- YKK zipper plus hook and loop fastener
- Rubberized and reinforced tiptoe
- Non-woven material in toe section
- Take on/off aid
- Silicone lettering



251 00 06000	93995	size 37/38	251 00 06300	93995	size 43/44
251 00 06100	93995	size 39/40	251 00 06400	93995	size 45/46
251 00 06200	93995	size 41/42	251 00 06500	93995	size 47/48



COLD PROTECTION



AW-S01 XLC Arm Warmers

- Material: Super Rubaix, 80% Polyamide, 20% Elastane, roughened inside
- Upper silicone fixation bands
- Flat side welds



- 250 00 11000 92795 size M black
- 250 00 11100 92795 size L black
- 250 00 11200 92795 size XL black

LW-S01 XLC Leg Warmers

- Material: Super Rubaix, 80% Polyamide, 20% Elastane, roughened inside
- Upper silicone fixation bands
- Flat side welds



- 250 00 11500 93495 size M black
- 250 00 11600 93495 size L black
- 250 00 11700 93495 size XL black

KW-S01 XLC Knee Warmers

- Material: Super Rubaix, 80% Polyamide, 20% Elastane, roughened inside
- Upper silicone fixation bands
- Flat side welds



- 250 00 12000 92795 size M black
- 250 00 12100 92795 size L black
- 250 00 12200 92795 size XL black

GLOVES



Photo: Armin M. Küstenbrück

CG-S07 XLC Cycle Gloves

- Upper hand: elastic material made of micro net for perfect fitting and ventilation
- Palm: robust clarino
- Thumbs: terry cloth, ideal to wipe off sweat
- Quick pull system for simple removing
- Anatomically shaped gel padding to protect inner hand when falling
- Power net for good inner hand ventilation
- Washable at 30°
- Material: 31% Nylon, 28% PU, 17 % Polyester, 6% Elastane



250 01 44000	92995	size XS	black/white	250 01 44300	92995	size L	black/white
250 01 44100	92995	size S	black/white	250 01 44400	92995	size XL	black/white
250 01 44200	92995	size M	black/white	250 01 44500	92995	size XXL	black/white

CG-S06 XLC Cycle Gloves Sojus

- Upper hand: breathable mesh, ankle protectors
- Palm: Amara micro fiber leather with gel padding, Silicone anti-slip grips removing assistant, reinforced synthetic velour leather
- Thumbs: terry cloth fabric, ideal to wipe off sweat
- Hook and loop fastener with rubber label, ankle protectors, washable, removal assistant
- Material: 50% micro fibre, 3% Spandex, 5% PU (Neoprene), 37% Nylon, 5% Polyester



250 01 41000	92295	size S	black/red	250 01 41200	92295	size L	black/red
250 01 41100	92295	size M	black/red	250 01 41300	92295	size XL	black/red

GLOVES | FEATURES



/// Terry cloth thumbs

The terry cloth material is an absorbant textile with pleasant grip. The characteristic loops result in a larger volume of the material and are therefore to absorb more liquidity. Terry cloth is being used for the thumb area to serve the wipe off of perspiration.



/// Lycra

80% Polyamide + 20% Elastane (Lycra), 190g/m2 – special material mixture with high elasticity and form stability, supportive function, highly breathable, performance-boosting through fast evaporation of perspiration.



/// Micro fiber leather

Micro fibre leather is a robust synthetic fibre which impresses by its high wearing comfort and breathability. Furthermore, micro fibre leather is waterproof and dirt-repellent.



/// Protectores

Protectors made of PVC or Carbon protect your hand at sensitive areas, e.g. the the ankle area.



/// Washable

XLC gloves marked with this icon are washable to 30°C.



/// Touch finger

With these gloves you are able to operate with touch displays of smartphones even in winter without getting cold fingers.

CG-S05 XLC Bike Gloves Columbia

- Upper: breathable mesh, micro fibers
- Palm: micro fiber leather, 3mm thin Neoprene pads, breathable mesh
- Thumbs: terry cloth, ideal for removing sweat
- Stretch fastener, extra light and breathable, washable
- Material: 5% micro fiber, 10% Spandex, 80% Nylon, 5% Polyester



250 01 40000 91995 size S black/grey
 250 01 40100 91995 size M black/grey
 250 01 40200 91995 size L black/grey
 250 01 40300 91995 size XL black/grey

CG-S03 XLC Bike Gloves Apollo

- Upper: Lycra
- Palm: 'anti slip' polygrip knobs, Polyurethane pads
- Thumbs: terry cloth, ideal for removing sweat
- Hook and loop fastener with rubber label, washable
- Material: 5% micro fiber, 5% Spandex, 50% fabric, 35% Nylon, 5% Polyester



250 01 37500 9995 size S grey/black
 250 01 37600 9995 size M grey/black
 250 01 37700 9995 size L grey/black
 250 01 37800 9995 size XL grey/black

CG-S04 XLC Bike Gloves Atlantis

- Upper: Lycra
- Palm: micro fiber leather, reinforced, imitation suede, foam padding
- Thumbs: terry cloth, ideal for removing sweat
- Hook and loop fastener with rubber label, washable
- Material: 50% micro fiber, 5% Spandex, 40% Nylon, 5% Polyester



250 01 39500 91895 size S blue/black
 250 01 39600 91895 size M blue/black
 250 01 39700 91895 size L blue/black
 250 01 39800 91895 size XL blue/black

CG-S01 XLC Gloves Saturn

- Upper: Sprintnit, special hook and loop fastener which does not pull threads
- Palm: Serino, light padding, stitched down palm
- Thumbs: terry cloth, ideal for removing sweat



250 01 20000 9995 size XS black
 250 01 20100 9995 size S black
 250 01 20200 9995 size M black
 250 01 20300 9995 size L black
 250 01 20400 9995 size XL black
 250 01 20500 9995 size XXL black

CG-L04 XLC Full-Finger Gloves Mercury Pro Team Edition - weighs only 46g!

- Palm: perforated micro fibre leather with shock-absorbing Neoprene padding, additional grip on middle and index finger due to Silicone labeling
- Upper: Lycra
- Thumbs: terry cloth, ideal for removing sweat
- Ultra light (46g, size L) competition glove
- Hook and loop fastener with rubber label
- Washable
- Material: 50% micro fiber, 5% Spandex, 45% Polyester



250 01 33503 93495 size S white/black
 250 01 33603 93495 size M white/black
 250 01 33703 93495 size L white/black
 250 01 33803 93495 size XL white/black

CG-L08 XLC Winter Gloves Waterproof

- Upper: water- and windproof, breathable materials
- Palm: anatomically sewn inner glove, soft and robust Vitech
- Thumbs: terry cloth, ideal for removing sweat, reinforced thumb section
- Neoprene cuff, slip-on aid
- Rubbertec grip safety
- Washable at 30°
- Material: 79% Polyester, 19% PVC, 2% Elastane
- Water column: 10.000mm



250 01 47000 94195 size XS black
 250 01 47100 94195 size S black
 250 01 47200 94195 size M black

250 01 47300 94195 size L black
 250 01 47400 94195 size XL black
 250 01 47500 94195 size XXL black

CG-L07 XLC Winter Gloves Windprotect

- Upper hand: windproof and breathable materials
- Palm: anatomically sewn inner glove, soft & robust Vitech
- Wrist warmer
- Reinforced thumb section
- Slip-on aid
- Rubbertec grip safety
- Washable at 30°
- Material: 100% Polyester



250 01 46000 93695 size XS black
 250 01 46100 93695 size S black
 250 01 46200 93695 size M black

250 01 46300 93695 size L black
 250 01 46400 93695 size XL black
 250 01 46500 93695 size XXL black

CG-L10 XLC Winter Handschuhe

- Windproof and breathable with water-repellent rain cover
- Neoprene cuff
- Reinforced thumb section
- Biogel padding, Silicone grip
- Touch finger for mobile or navigation system
- Rubbertec grip safety
- Washable at 30°
- Material: Lining 100% Polyester, Shell 62% Polyester, 30% Polyurethane, 8% Polyamide



250 01 33910 93995 size XS black/blue
 250 01 33911 93995 size S black/blue
 250 01 33912 93995 size M black/blue

250 01 33913 93995 size L black/blue
 250 01 33914 93995 size XL black/blue
 250 01 33915 93995 size XXL black/blue





KIDS' CLOTHING



TR-S03 XLC Kids' Racing Pants Short

- Material: 100% Polyester
- Embossed padding
- Rubber stop
- 6 panel out
- Weight: approx. 170g



251 01 03100	92595	size 128 black
251 01 03200	92595	size 140 black
251 01 03300	92295	size 152 black

CG-S08 XLC Kids' Gloves

- Upper hand: Lycra
- Palm: lightly padded and sewed
- Hook and loop fastener, reflective logo, Silicone print
- Washable



DESIGN ADAPTED TO THE XLC CHILDREN HELMETS



250 01 31500	9895	Fireworker size 4	250 01 31510	9895	Racer size 4	250 01 31520	9895	Princess size 4	250 01 31530	9895	Catwalk size 4
250 01 31501	9895	Fireworker size 5	250 01 31511	9895	Racer size 5	250 01 31521	9895	Princess size 5	250 01 31531	9895	Catwalk size 5
250 01 31502	9895	Fireworker size 6	250 01 31512	9895	Racer size 6	250 01 31522	9895	Princess size 6	250 01 31532	9895	Catwalk size 6

JE-S16 XLC Kids' Short Sleeve Jersey

- Material: 100% Polyester
- Raglan cut, contrast piping
- Incl. rear bag
- Reflective zip



DESIGN ADAPTED TO THE XLC CHILDREN HELMETS



251 01 01800	91995	Fireworker size 128	251 01 01810	91995	Racer size 128	251 01 01820	91995	Princess size 128	251 01 01830	91995	Catwalk size 128
251 01 01801	91995	Fireworker size 140	251 01 01811	91995	Racer size 140	251 01 01821	91995	Princess size 140	251 01 01831	91995	Catwalk size 140
251 01 01802	91995	Fireworker size 152	251 01 01812	91995	Racer size 152	251 01 01822	91995	Princess size 152	251 01 01832	91995	Catwalk size 152

CLOTHING



CLOTHING | FEATURES



/// Antibacterial

Antibacterial textiles prevent the development of bacteria and microorganisms, thus avoiding unpleasant body odour.



/// Breathable

Breathable textiles allow the transport of sweat to the outside, thus protecting the body against unpleasant moisture. At the same time they avoid efficiently the ingress of wind and water from the outside providing more comfort when cycling.



/// Raglan cut

The Raglan sleeve or Raglan cut designates sleeves that are sewn to the collar, thus avoiding a seam on the shoulder. This cut is particularly advantageous in sports. Lacking seams on the shoulders, the pressure of backpack straps is less disagreeable, which is important especially in case of heavy loads.



/// Bi-elastic

Bi-elasticity is the feature of textiles and other materials to stretch in two different directions without losing their basic form. It is also called the plastic memory of material.



/// Zipper pocket

Some of the XLC textiles are equipped with an extra zipper pocket. In this pocket you can carry your personal things, e.g. wallet, watch, jewellery, mobile even while riding a bike.



/// Reflective stripes and zipper

Many of our XLC textiles are equipped with reflective applications. These reflective stripes and reflective zippers increase the safety in road traffic.



/// Coolmax

Coolmax® is a highly useful fabric which supports the athletes wearing it. Coolmax® drains moisture from the body to the surface of the fabric where it dries quicker than on any other fabric. Tests confirm that clothing made of Coolmax® dries within 30 minutes almost completely. In comparison to Coolmax®, wool still contained 50% water. Coolmax® offers cooling comfort for extreme athletes. They know what to expect from functional fabric and only accept the best. Therefore, they appreciate every physiological advantage Coolmax® offers. It is confirmed that the fabric reduces the skin's temperature, keeps the heart frequency low and balances the water household.



/// Lycra power

80% Polyamide + 20% Elastane (Lycra) – special Lycra fabric, highly breathable with high elasticity and stable form. Performance-enhanced thanks to quick evaporation of sweat. The optimum use of Elastane means improving the precision of movement, increasing endurance and relieving the muscles. Lycra power materials improve the compression, guarantee a better blood circulation and remain stable in shape and colourfast.



/// Polyamide

100% Polyester. Resistant but light Polyester fibre, breathable, dirt-repellent, stable in shape and colourfast. Together with the complementary inner mesh it is an attractive solution for an elegant and high-quality look.



/// Super Roubaix®

SUPER ROUBAIX® - this strongly rebounding, extremely resistant fibre is extremely soft and comfortable, adaptable and easy to clean and adaptable. This slightly lined fabric which is roughened inside creates an ideal climate between outside temperature and body warmth.



JE-S15 XLC Pro Short Sleeve Jersey

- Material: 100% Polyester micro fiber fabric, slightly roughened inside
- Full length-front zipper with stop system
- 3 rear bags
- 1 additional waterproof bag with rear zipper
- High wearing comfort
- High breathability



251 01 81900	95495	black/grey size S
251 01 81901	95495	black/grey size M
251 01 81902	95495	black/grey size L
251 01 81903	95495	black/grey size XL
251 01 81904	95495	black/grey size XXL



JE-L03 XLC Pro Long Sleeve Jersey

- Material: 100% Polyester micro fiber fabric made of high-quality Polyester fibers
- Roughened inside, high breathability
- Very high wearing comfort, for cold seasons
- Full length-front zipper with stop system
- 3 rear pockets



251 01 81910	96995	black/grey size S
251 01 81911	96995	black/grey size M
251 01 81912	96995	black/grey size L
251 01 81913	96995	black/grey size XL
251 01 81914	96995	black/grey size XXL



JE-W05 XLC Pro Wind Vest

- Material: 100% Polyester micro fiber with high breathability
- Extremely light, small packing size
- Front with integrated wind stopper
- Back part with mesh insert



251 01 81915	95995	black/grey size S
251 01 81916	95995	black/grey size M
251 01 81917	95995	black/grey size L
251 01 81918	95995	black/grey size XL
251 01 81919	95995	black/grey size XXL



JE-W06 XLC Pro Winter Jacket

- Material: 90% Polyester / 10% Polyurethane micro fiber fabric - airtight and breathable (for colder seasons)
- Very high wearing comfort, Silicone elastic at waist
- Full length-front zipper with stop system
- 3 rear pockets



251 01 81925	914900	black/grey size S
251 01 81926	914900	black/grey size M
251 01 81927	914900	black/grey size L
251 01 81928	914900	black/grey size XL
251 01 81929	914900	black/grey size XXL



TR-S19 XLC Pro Bib Shorts

- Material: 80% Polamide / 20% Lycra
- Reduction of muscle vibration
- 6 panel U-cut
- Silicone leg cuffs
- Bi-elastic mesh fabric bibs with small pocket
- 3D pad with high impact resistance



251 01 81905	96995	black/grey size S
251 01 81906	96995	black/grey size M
251 01 81907	96995	black/grey size L
251 01 81908	96995	black/grey size XL
251 01 81909	96995	black/grey size XXL

TR-S20 XLC Pro Winter Bib

- Material: 84% Polamide / 16% Lycra
- Bi-elastic, slightly thicker for cold seasons
- Soft, pleasant wearing comfort
- High breathability
- 6 panel U-cut
- Bi-elastic mesh fabric bibs with small pocket
- 3D pad with high impact resistance



251 01 81920	99995	black/grey size S
251 01 81921	99995	black/grey size M
251 01 81922	99995	black/grey size L
251 01 81923	99995	black/grey size XL
251 01 81924	99995	black/grey size XXL

TR-S17 XLC Bike Bermuda

- Material: 100% Polyester
- Light, fast drying material
- Reinforced on inner thigh and back
- Bi-elastic rip stop on the back
- 1 side pocket with zipper
- 2 front pockets
- Elastic cuff
- Incl. hook and loop belt for size adjustment



251 01 80000 94495 size XS black
 251 01 80100 94495 size S black
 251 01 80200 94495 size M black
 251 01 80300 94495 size L black
 251 01 80400 94495 Gr. XL black



TR-S18 XLC Boxershorts

- Material: 65% Polyamide, 27% Polyester, 8% Elastane
- Ergonomic biker fit, lower cut on the front
- Sewed-in Silicone pad
- High wearing comfort thanks to seamless design
- Seamless comfort cuff



251 01 34201 92495 size S/M black unisex
 251 01 34202 92495 size L/XL black unisex
 251 01 34203 92495 size XXL black unisex



TR-S02 XLC Comp Bib Shorts

- Material: Tactel
- Bi-elastic pressed padding
- Approx. 200g Lycra
- Stop rubber



251 01 02500 93495 size S black
 251 01 02600 93495 size M black
 251 01 02700 93495 size L black
 251 01 02900 93495 size XL black
 251 01 03000 93495 size XXL black



TR-M01 XLC Comp 3/4 Bib Shorts

- Material: Tactel
- Bi-elastic pressed padding
- Approx. 200g Lycra
- Flat seams
- Stop rubber



251 01 03500 94495 size S black
 251 01 03600 94495 size M black
 251 01 03700 94495 size L black
 251 01 03800 94495 size XL black
 251 01 03900 94495 size XXL black



TR-S01 XLC Comp Racing Shorts

- Material: Tactel
- Bi-elastic pressed padding
- Approx. 200g Lycra
- Cord, stop rubber



251 01 02000 92995 size S black
 251 01 02100 92995 size M black
 251 01 02200 92995 size L black
 251 01 02300 92995 size XL black
 251 01 02400 92995 size XXL black



TR-S04 XLC Comp Shorts For Women

- Material: 90% Nylon, 10% Polyester
- Material: Tactel
- Bi-elastic pressed pad for women
- Approx. 200g Lycra
- Flat seams
- Stop rubber, cord



251 01 04000 92995 size 36 (XS) black
 251 01 04100 92995 size 38 (S) black
 251 01 04200 92995 size 40 (M) black
 251 01 04300 92995 size 42 (L) black
 251 01 04400 92995 size 44 (XL) black



TR-M02 XLC Comp 3/4 Women Shorts

- Material: Tactel
- Bi-elastic pressed pad for women
- Approx. 200g Lycra
- Flat seams
- Stop rubber, cord



251 01 04500 93995 size 36 black
 251 01 04600 93995 size 38 black
 251 01 04700 93995 size 40 black
 251 01 04800 93995 size 42 black
 251 01 04900 93995 size 44 black



KW-S02 XLC Knee Protectors

- Material: Airprene (additional air bubble combs integrated in the Neoprene material to optimize breathability and prevent unpleasant heat accumulation)
- Adjustable, elastic hoo and loop fastener for optimum freedom of movement
- Stretch construction for high wearing comfort
- Massive PU padding in the front section, foamed paddings at the sides
- Weight: 418g, CE-approved



250 00 13000 94995 size S/M black
 250 00 13100 94995 size L/XL black



JE-S14 XLC Bike Shirt Blue

- Material: 100% Polyester
- Light, fast drying material
- Comfortable collar with V-neck



251 01 81000 93495 size S blue
 251 01 81100 93495 size M blue
 251 01 81200 93495 size L blue
 251 01 81300 93495 size XL blue



JE-S14 XLC Bike Shirt Anthracite

- Material: 100% Polyester
- Light, fast drying material
- Comfortable collar with V-neck



251 01 81400 93495 size S anthracite
 251 01 81500 93495 size M anthracite
 251 01 81600 93495 size L anthracite
 251 01 81700 93495 size XL anthracite



JE-C17 XLC All Mountain T-Shirt

- Material: 50% Cotton/ 50% Polyester
- Very high wearing comfort

NEW!



251 01 83030 92495 men size S
 251 01 83031 92495 men size M
 251 01 83032 92495 men size L

251 01 83033 92495 men size XL
 251 01 83034 92495 men size XXL
 251 01 83035 92495 men size 3XL

251 01 83036 92495 women size S
 251 01 83037 92495 women size M
 251 01 83038 92495 women size L

251 01 83039 92495 women size XL

JE-C14 XLC T-Shirt Women Anthracite

- Large XLC front print
- Material: 100% Cotton



251 01 81713	91995	anthracite s. S	251 01 81717	91995	yellow s. S
251 01 81714	91995	anthracite s. M	251 01 81718	91995	yellow s. M
251 01 81715	91995	anthracite s. L	251 01 81719	91995	yellow s. L
251 01 81716	91995	anthracite s. XL	251 01 81720	91995	yellow s. XL

JE-C15 XLC Poloshirt Women Anthracite

- With chest pocket
- Material: 100% Cotton



251 01 81730	94995	anthracite s. S
251 01 81731	94995	anthracite s. M
251 01 81732	94995	anthracite s. L
251 01 81733	94995	anthracite s. XL

JE-C16 XLC Poloshirt Unisex Blue

- 100% Cotton
- Dark blue



251 01 81751	93995	blue s. XS	251 01 81755	93995	blue s. XL
251 01 81752	93995	blue s. S	251 01 81756	93995	blue s. XXL
251 01 81753	93995	blue s. M	251 01 81757	93995	blue s. XXXL
251 01 81754	93995	blue s. L			



FT-A13 XLC Long Sleeve Shirt

- Material: 100% Cotton, high wearing comfort
- Long sleeve shirt, modern cut
- Made in Europe

NEW!



251 01 83000	96990	blue s. 37/38	251 01 83008	96990	blue s. 45/46
251 01 83002	96990	blue s. 39/40	251 01 83009	96990	blue s. 47/48
251 01 83004	96990	blue s. 41/42	251 01 83010	96990	blue s. 49/50
251 01 83006	96990	blue s. 43/44			

FT-A13 XLC Long Sleeve Blouse

- Material: 100% Cotton, high wearing comfort
- Long sleeve blouse
- Made in Europe

NEW!



251 01 83011	96990	blue s. 34	251 01 83015	96990	blue s. 42
251 01 83012	96990	blue s. 36	251 01 83016	96990	blue s. 44
251 01 83013	96990	blue s. 38			
251 01 83014	96990	blue s. 40			



CLOTHING

**DJ-A01 XLC Down Jacket Unisex**

- Material 100% Nylon
- Filling: 90% downs / 10% feathers
- Hood with cord and stoppers
- Two front bags, weight: approx. 250g

DJ-A01 XLC Down Jacket Women

- Material 100% Nylon
- Filling: 90% downs / 10% feathers
- Hood with cord and stoppers
- Two front bags, weight: approx. 250g



251 01 81780	97995	black s. S
251 01 81781	97995	black s. M
251 01 81782	97995	black s. L
251 01 81783	97995	black s. XL
251 01 81784	97995	black s. XXL

251 01 81786	97995	black s. S
251 01 81787	97995	black s. M
251 01 81788	97995	black s. L
251 01 81789	97995	black s. XL

CLOTHING



BH-X03 - BH-X06 XLC Multifunctional Cloth

- Material: 100% Polyester
- Cold protection for neck and face for cold seasons
- Heat protection for the head for the warm season
- Moisture removal
- Breathable, pleasant, elastic material
- Can be used as a scarf, head scarf, hair band or balaclava
- 40° washable



250 01 59601	9995	black	250 01 59603	9995	black/grey Spikes
250 01 59602	9995	black/blue ALLMTN	250 01 59604	9995	beige, Tattoo

BH-H01 XLC Headband

- Material: 85% Polyester 15% Elastane
- Ear protection for the colder seasons
- Moisture removal, breathable
- Suitable as headband, scarf and hair band
- Perfect for underneath the helmet, extremely light (12g)



250 01 59650	9995	black,
250 01 59651	9995	ALLMTN black/blue/grey

BH-H03 XLC Beanie

- Material: 100% Acrylic Fiber
- For cold seasons
- Moisture removal, breathable
- Pleasant wearing comfort thanks to integrated fleece
- Functional leisure accessory: jogging, walking, cross-country, skiing, outdoor



250 01 59665	92295	black/blue/grey
--------------	-------	-----------------

BH-H04 XLC Beanie

- Material: 100% Acrylic Fiber
- For cold seasons
- Moisture removal, breathable
- Pleasant wearing comfort thanks to integrated fleece
- Functional leisure accessory: jogging, walking, cross-country, skiing, outdoor



250 01 59666	92295	black/blue
--------------	-------	------------

BH-H02 XLC Beanie

- Material: 85% Polyester 15% Elastane
- For the cold season
- Moisture removal, breathable
- Functional leisure accessory: jogging, walking, cross-country, skiing, outdoor



250 01 59660	91995	black, s. S/M,
250 01 59661	91995	black, s. L/XL
250 01 59663	91995	ALLMTN black/blue s. S/M
250 01 59664	91995	ALLMTN black/blue s. L/XL

BH-X01 XLC Helmet Beanie

- Windproof and breathable helmet beanie
- Washable to 30°



250 01 59800	91595	s. S/M (54-57cm) black
250 01 59900	91595	s. L/XL (57-61cm) black



LIGHTS with StVZO



CL-F12 XLC Comp LED Front Beamer Cupid 1W

- 32 Lux
- 1 high power LED
- High power mode / energy saving mode
- Illumination time: 8/16 hours
- Incl. mount Ø19 - 31.8mm
- Incl. 4x LR 06 (AA) batteries
- **StVZO-approved**



250 02 17200 92995 StVZO-approved
 250 02 14700 9295 replacement mount for CL-F12

CL-F13 XLC LED Front Beamer Ariel

- Luminosity: 20 Lux/11 Lux
- 1 ultra bright 1W Power LED
- 2 light modes (power mode/energy saving mode)
- With battery indicator
- Including mount Ø19 - 31.8mm
- Including 3 AAA batteries
- **StVZO-approved**



250 02 17100 92195 StVZO-approved
 250 02 14800 9350 replacement mount for CL-F13

CL-F18 XLC LED Front Beamer Francisco 1W

- 1 high power LED / 40 Lux
- High power mode / energy saving mode
- Illumination time: 3/9.5 hours
- Incl. USB charger
- Aluminium casing
- Incl. mount Ø22 - 31.8mm
- Incl. 4 x LR 03 (AAA) batteries
- **StVZO-approved**



250 02 17300 94795 StVZO-approved
 250 02 14910 9495 replacement mount for CL-F18

CL-F19 XLC Comp LED Headlight Titania

- 20 Lux (switchable to energy saving mode)
- Illumination time up to 10 hours
- Battery level indicator
- 1,000mAh Lithium battery
- Micro USB port
- Incl. 80cm wire and adapter
- Splashwater-proof switch
- Incl. quick release mount
- **In accordance with the German and French StVZO**



250 02 18901 93195 StVZO-approved
 250 02 14920 9350 replacement mount for CL-F19
 250 02 14930 9295 fork mount for CL-F19

CL-F20 XLC LED Battery Headlight Retro

- Including 4 batteries type AAA
- With Nirosta mount
- Incl. reflector
- 20 Lux
- Ø70mm visor
- **StVZO-approved**



250 02 21000 91895 20 Lux, black, StVZO-approved
 250 02 21100 91895 20 Lux, chrome, splashwater-proof switch

CL-S07 XLC Comp LED Lighting Set Cupid/Oberon

- Consisting of:
 - Front beamer with 32 Lux
 - StVZO-approved
- Comp LED front beamer CL-F12 and
- Comp LED rear beamer CL-R09



250 02 18500 93695 set, StVZO-approved

CL-S11 XLC Comp LED Light Set Ariel / Neso

- Consisting of:
 - Front beamer with 20 Lux/11 Lux
 - StVZO-approved
- Comp LED front beamer CL-F13
- and Comp LED rear beamer Neso



250 02 18600 92695 set, StVZO-approved

CL-S15 XLC Comp LED Light Set Francisco/Pan

Consisting of:

- LED front beamer Francisco 1W
- 1 high power LED / 40 Lux
- High power mode / energy saving mode
- Illumination time: 3/9.5 hours
- Incl. USB charger
- Aluminium casing
- Incl. mount Ø22 - 31.8mm
- Incl. 4 x LR 03 (AAA) batteries
- LED rear beamer pan
- 3 ultra bright red LEDs,
- 3 light modes, incl. indicator
- Illumination time: approx. 4 hours
- Waterproof
- Universal mounting options
- Battery: lithium-ion polymer
- With USB port
- StVZO-approved



250 02 18800 96895 set, StVZO-approved

LIGHTING | FEATURES



/// Number of LEDs

Compared to regular light bulbs LEDs consume considerably less energy and have a higher durability. For optimal luminous efficiency some lamps also have several LEDs.



/// Hi-Power LED

This LED light consumes significantly less electricity than traditional light bulbs and is much more durable. The development of the LED technology is progressing rapidly: the modern Hi-Power LED produces a particularly bright cone of light. Therefore it is not necessary to use several LEDs.



/// Aluminium casing

Some of our high-quality battery headlamps have an elaborate aluminium casing, which gives them a very elegant and sportive look. At the same time, the robust construction protects effectively from all noxious influences.



/// In accordance with the German StVZO

All battery-powered lights with this icon are permitted for Road bikes less than 11kg or as additional lighting in accordance with the German Road Traffic Act (StVZO).



/// Without StVZO authorization.

Not for sale in Germany.

All battery-powered lights with this icon are not in accordance with the German Road Traffic Act (StVZO) for bicycles and are therefore not sold in Germany.



CL-S16 XLC Comp LED Light Set Titania

Consisting of:

- LED front light 20 Lux (switchable to saving mode)
 - Illumination time up to 10 hours
 - Battery level indicator
 - 1,000mAh Lithium battery
 - Micro USB charging port (incl. 80cm wire and adapter)
 - Splashwater-proof switch
 - Incl. quick release mount
 - In accordance with the German and French StVZO for all bikes
- Rear light with 3 LEDs
 - Illumination time up to 15 hours
 - 360° visibility
 - Battery level indicator
 - 450mAh Lithium battery
 - Micro USB charging port
 - Splashwater-proof switch
 - Incl. adjustable quick release mount
 - StVZO-approved



250 02 18900 94495 set, StVZO-approved

CL-S17 XLC Comp LED Light Set Alderaan

Consisting of:

- LED front light 30 Lux (15 Lux in energy saving mode)
 - Illumination time up to 10 hours
 - 1,000mAh Lithium battery
 - Battery level indicator
 - Micro USB port incl. wire, without adapter
 - Splashwater-proof switch
 - Quick release mount
 - In accordance with the German and French StVZO for all bikes
- LED rear light with 360° visibility
 - Illumination time up to 10 hours
 - 300mAh Lithium battery, battery level indicator
 - Micro USB port
 - Splashwater-proof switch, quick release mount
 - StVZO-approved



250 02 19000 93995 set, StVZO-approved

CL-S14 XLC LED Light Set 10 Lux

- 10 LUX LED front light
- LED rear light
- Incl. batteries (4xAA front, 2xAAA rear)
- StVZO-approved



250 02 00200 92395 set, StVZO-approved
 250 02 14950 9395 replacement mount for front light CL-S14
 250 02 14955 9395 replacement mount for rear light CL-S14

CL-S01 XLC Light Set 10 Lux Krypton

- 10 LUX Krypton front light
- Rear light with 5 LEDs
- Incl. batteries
- StVZO-approved



250 02 00000 91695 set, StVZO-approved

CL-R15 XLC Comp LED Rear Beamer Neso

- Luminosity: 1 Lux
- 2 LEDs (0.5 Watt, 0.12Watt)
- Illumination time: 200 hours
- With battery indicator
- Including mount Ø25 - 32mm
- Including 2 AAA Batterien
- **StVZO-approved**



250 02 18300 91395 StVZO-approved
250 02 14900 9250 replacement mount for CL-R15

CL-R14 XLC LED Rear Beamer Pan With USB Charging Function

- 3 ultra bright red LEDs
- 3 light modes, incl. indicator
- Illumination time: approx. 4 hours
- Waterproof
- Universal mounting options
- Battery: Lithium-Ion Poylmer
- With USB port
- **StVZO-approved**



250 02 02100 92095 StVZO-approved
202 20 05700 9220 replacement mount for CL-R14

CL-R11 XLC Comp LED Rear Beamer Bianca

- Luminosity: 1 Lux, 2 0.5 W LEDs
- Illumination time: 40 hours
- With battery indicator
- Incl. mount Ø25 - 32mm
- Incl. 2 AAA batteries
- **StVZO-approved**



250 02 18200 91695 StVZO-approved
250 02 14900 9250 replacement mount for CL-R11

CL-R09 XLC Comp LED Rear Beamer Oberon 5X

- 5 LEDs
- Illumination time: approx. 70 hours
- Incl. mount Ø25 - 31.8mm
- Including 2 x LR 03 (AAA) batteries
- **StVZO-approved**



250 02 18000 9995 StVZO-approved
250 02 14900 9250 replacement mount for CL-R09

CL-R16 XLC Comp LED Rear Light Titania

- 3 LEDs
- Illumination time up to 15 hours
- 360° visibility
- Battery level indicator
- 450mAH Lithium battery
- Micro USB port
- Splashwater-proof switch
- Adjustable quick release mount
- **StVZO-approved**



250 02 18902 91595 StVZO-approved
250 02 14925 9350 replacement mount for CL-R16

CL-R21 XLC LED Rear Light Red

- 16 ultra bright red COB LEDs
- Lithium-ion Polymer battery with USB port
- Illumination time: approx. 6 hours
- Universal mount options Ø19-48mm
- Weight: 31g, dimensions 79.5 x 29 x 30mm
- **StVZO-approved**



250 02 13300 92495 StVZO-approved



CL-R19 XLC Battery LED Rear Light

- Battery rear light for carrier mounting
- 50/80mm bolt distance
- Incl. Z-reflector in accordance StVZO for all bikes
- Illumination time: approx. 360 min., incl. indicator
- Lithium-Ion battery (300mAh) with micro USB charging port
- Incl. charging cable



250 02 40500 91995 incl. reflector, StVZO-approved

CL-R20 XLC Battery LED Rear Light

- Battery rear light for carrier mounting
- 50/80mm bolt distance
- Incl. Z-reflector in accordance StVZO for all bikes
- Illumination time: approx. 360 min., incl. indicator
- Incl. batteries



250 02 40600 9995 incl. reflector, StVZO-approved

LIGHTS without StVZO



CL-F01 XLC LED Front Beamer Triton 5X

- 5 ultra bright white LEDs
- Illumination time flash mode: 60h
- Illumination time permanent light: 30h
- Including mount 25.4 - 31.8mm
- Including 4 AAA batteries
- **Not sold in Germany**



250 02 10000 91495 without StVZO
250 02 14000 9250 replacement mount for CL-F01

CL-F03 XLC LED Front High Beamer Triton 3X

- 5 ultra bright white LEDs
- Illumination time flash mode: 50h
- Illumination time permanent light: 25h
- Including mount 25.4 - 31.8mm
- Including 2 AAA batteries
- **Not sold in Germany**



250 02 10200 91195 without StVZO
250 02 14000 9250 replacement mount for CL-F03

CL-S03 XLC LED Light Set Triton/Thebe 5X

- Consisting of:
XLC front beamer Triton 5X CL-F01
XLC rear beamer Thebe 5X CL-R02
- **Not sold in Germany**



250 02 12000 91995 set, without StVZO

CL-R07 XLC LED Rear Beamer Thebe Ultra

- 4 modes
- 1 ultra bright red 0.5W LED
- 2 ultra bright LEDs flash mode
- Illumination time permanent light: 50h
- Illumination time flash mode: 100h
- Universal mounting options
- Incl. 2 AAA batteries
- **Not sold in Germany**



250 02 11300 91195 without StVZO
 250 02 14300 9250 replacement mount for CL-R07

CL-R02 XLC LED Rear Beamer Thebe 5X

- 5 ultra bright red LEDs
- Illumination time flash mode: 70 hrs.
- Illumination time permanent light: 35 hrs.
- Universal mounting options
- Incl. 2 AAA batteries
- **Not sold in Germany**



250 02 10800 9995 without StVZO
 250 02 14300 9250 replacement mount for CL-R02

CL-R03 XLC LED Rear Beamer Thebe 9X

- 9 ultra bright red LEDs
- Illumination time flash mode: 50h
- Illumination time permanent light: 25h
- Universal mounting options
- Incl. 2 AAA batteries
- **Not sold in Germany**



250 02 10900 91095 without StVZO
 250 02 14300 9250 replacement mount for CL-R03

CL-S06 XLC LED Mini Beamer Set Racebar

- Red LED Beamer for Road handlebar mount
- Caution: as a safety measure, the handlebar tape has to be mounted as well (inner handlebar clamping)
- Universal mounting options
- Incl. 2 AAA batteries
- **Not sold in Germany**



250 02 12800 92295 without StVZO





DYNAMO LIGHTS



CL-D05/D06 XLC LED Headlight

- With Nirosta mount
- Incl. removable reflector
- Plastic casing, aluminium lid
- 70 Lux

* Model CL-D06: especially for eBikes 6-48V



250 02 23000 94795 reflector 70 Lux switch parking light Senso **CL-D05**
 250 02 23100 94995 reflector 70 Lux switch parking light Senso **CL-D06** *

CL-D01 XLC LED Headlights

- With Nirosta mount
- Incl. reflector
- 35 Lux



250 02 20000 91895 reflector 35 Lux
 250 02 20100 91895 reflector 35 Lux switch
 250 02 20200 92095 reflector 35 Lux switch parking light
 250 02 20300 92395 reflector 35 Lux switch parking light sensor

CL-D02 XLC LED Headlight

- With Nirosta mount
- Incl. reflector
- 20 Lux



250 02 20500 91495 reflector 20 Lux
 250 02 20600 91495 reflector 20 Lux switch
 250 02 20700 91795 reflector 20 Lux switch parking light
 250 02 20800 91895 reflector 20 Lux switch parking light sensor

CL-D03/D04 XLC LED Headlight Retro

- With Nirosta mount
- For dynamo operation
- Incl. reflector
- 20 or 40 Lux
- Ø 70mm visor



250 02 21500 91695 reflector 20 Lux switch, black
 250 02 21700 92195 reflector 20 Lux switch, parking light, senso, black
 250 02 21900 92495 reflector 40 Lux switch, parking light, senso, black
 250 02 21600 91695 reflector 20 Lux switch, chrome
 250 02 21800 92195 reflector 20 Lux switch, parking light, senso, chrome
 250 02 22000 92495 reflector 40 Lux switch, parking light, senso, chrome

CL-R17/R18 XLC LED Rear Light

- Dynamo supported rear light for carrier mounting
- 50/80mm bolt distance
- Incl. Z-reflector in accordance with StVZO
- 2 LEDs, with parking light

* model CL-R18: especially for eBikes



250 02 40000 9895 incl. reflector & parking light **CL-R17**
 250 02 40100 9995 incl. reflector & parking light **CL-R18** *

SAFETY LIGHTS



Your personal safety light for:

**BACKPACK | CLOTHING | DOG COLLAR | STROLLER
SCHOOL BAG | ROLLATOR | HIKING AND WALKING STICK**

...and much more!



CL-S10 XLC LED Mini Beamer Set Colours

- Universal safety lights
- Ultra bright red and white LEDs
- Illumination time flash light: approx. 85h
- Illumination time permanent light: approx. 60h
- Universal mounting options
- Incl. 3 X battery CR2032



250 02 01000	91895	black	250 02 01400	91895	white/blue
250 02 01100	91895	black/red	250 02 01500	91895	white/black
250 02 01200	91895	black/green	250 02 01600	91895	white/grey
250 02 01300	91895	white/pink			

CL-S05 XLC LED Mini Beamer Set Sao

- Universal safety lights
- Ultra bright red and white LEDs
- Illumination time flash light: 10h
- Illumination time permanent light: 50h
- Including 2 X batteries CR2032

CL-S02 XLC LED Mini Beamer Set Buggy

- Universal safety lights
- Ultra bright red and white LEDs
- Illumination time flash light: 160h
- Illumination time permanent light: 80h
- Universal mounting options
- Including 4 X battery CR2032

CL-R13 XLC Red LED Mini Beamer Elara

- Universal safety light
- 2 red LEDs
- For mounting on backpacks, saddle bags, clothing, school bags and many more
- Material: aluminium 7075-T6
- Incl. 2 batteries LR1130/189/AG10
- Flash light and permanent light
- Weight: only approx. 10g



250 02 12400 9795 set red and white

250 02 00100 91295 set red and white

250 02 13200 91395 Alu with 2 red LEDs

MINI HELMET LIGHT



CL-F20 XLC LED Helmet Light

- With USB port for direct connection
- 1 high power LED
- High power mode energy saving mode / flash light mode
- Battery indicator
- Illumination time 2h / 8h / 48h
- Including mount Ø 19 - 32mm, helmet mount and multifunctional clip
- Integrated Lithium-ion Polymer battery
- Weight: only 14.5g
- Dimensions: 52.5 x 22 x 20mm

NEW!

52.5mm



250 02 30500 91995 black



HELMET & POWER LIGHTS



CL-F14 XLC Pro LED Helmet Light With 400 Lumen, White

- Material: aircraft aluminium, anodized
- 100% waterproof
- LED: CREE XPG R5, 400 Lumen, 50.000 operating hours
- Weight lights: 128g, battery pack: 223g
- Ø28mm visor
- Battery: 1 x 18650 3.7V/880mAH Lithium battery
- Charging period: 3.5 - 4h
- Illumination time: approx. 90 minutes at 100% luminosity, 180 minutes at 50% luminosity, 900 minutes at 10% luminosity (incl. flash mode 2.4Hz)
- Battery level indication
- Including charger, helmet mount, O-ring mounting Ø25.4 - 31.8mm



250 02 30100 98495 helmet light 400 Lumen

250 02 31100	91295	forehead mount (suitable for CL-F14/15/17)
250 02 31200	91395	extension cable (suitable for CL-F14/15/17)
250 02 31400	93995	repl. battery incl. bag (suitable for CL-F14)
250 02 31600	91795	repl. charger (suitable for CL-F14)

CL-F17 XLC Pro LED Helmet Light With 1000 Lumen, White

- Material: aircraft aluminium, anodized
- 100% waterproof
- Weight light: 128g, battery pack: 223g
- Ø 35mm visor
- LED: CREE T6, 1000 Lumen, 50.000 operating hours
- Battery: 4x 18650 3.7V/880mAH Lithium battery
- Charging time: 3.5 - 4h
- Illumination time: approx. 150 minutes at 100% luminosity, 300 minutes at 50% luminosity, 1,500 minutes at 10% luminosity (incl. flash mode 2.4Hz)
- Battery indication
- Including charger, helmet mount, O-ring mount Ø 25.4 - 31.8mm



250 02 30000 914900 helmet light 1000 Lumen

250 02 31100	91295	forehead mount (suitable for CL-F14/15/17)
250 02 31200	91395	extension cable (suitable for CL-F14/15/17)
250 02 31300	98495	repl. battery incl. bag (suitable for CL-F17)
250 02 31601	92495	repl. charger (suitable for CL-F17)

CL-F15 XLC Pro LED Helmet Light With 3000 Lumen, White

- Material: aircraft aluminium, anodized
- 100% waterproof
- Weight light: 128g, battery pack: 223g
- Ø 35mm visor
- LED: CREE 4xT6, 3000 Lumen, 50.000 operating hours
- Battery: 4x 806058 7.6V6AH Lithium battery
- Charging time: 4 -5h
- Illumination time: approx. 150 minutes at 100% luminosity, 300 minutes at 50% luminosity, 700 minutes at 20% luminosity
- Modes: 100%, 50%, 20%, Flashing (2.4HZ)
- Battery indication
- Including charger, helmet mount, O-ring mount Ø25.4 - 31.8mm



250 02 30200 921900 helmet light 3000 Lumen

250 02 31100	91295	forehead mount (suitable for CL-F14/15/17)
250 02 31200	91395	extension cable (suitable for CL-F14/15/17)
250 02 31500	99995	repl. battery incl. bag (suitable for CL-F15)
250 02 31602	92995	repl. charger (suitable for CL-F15)



BRAKES & ACCESSORY

BRAKES | FEATURES



/// 2- and 3-finger levers

2- and 3-finger levers are brake levers with lever lengths to either use the brake with 2 or 3 fingers. They are mostly used in sporty Mountain bikes.



/// 3.5- and 4-finger levers

3.5- and 4-finger levers are brake levers with lever lengths to either use the brake with 3 or 4 fingers.



/// Cantilever brakes

A Cantilever brake is a rim brake mounted on a special adapter socket on the frame or fork and is used via a centrally routed brake cable. Some of our brake levers are especially recommended for use in combination with Cantilever brakes.



/// V-brakes

A V-brake is a rim brake mounted on a special adapter socket on the frame or fork and is used via a laterally routed brake cable. Some of our brake levers are especially recommended for use in combination with V-brakes.



/// U-brakes

Special brake for BMX use. Some of our brake levers are especially recommended for use in combination with U-brakes.



/// Road brakes

Road brakes are rim brakes mounted on the fork crown and/or on the chainstay arch and are operated via laterally routed brake cables. Some of our brake levers are especially recommended for use in combination with Road brakes.



/// Hydraulic disc brakes

Disc brakes operate by means of a brake disc fastened on the hub and of brake pads within the caliper. Hydraulic disc brakes use brake fluid or mineral oil as brake medium and thus achieve excellent braking values.



/// Mechanic disc brakes

Disc brakes operate by means of a brake disc fastened on the hub and of brake pads within the caliper. Mechanic disc brakes are operated by a Bowden cable, just as in traditional brake systems. For braking it is necessary to apply slightly higher levels of force than in the case of a hydraulic system. Mechanic brakes are lower priced and the Bowden cable can be changed easily.



/// Cartridge brake shoes

The brake pads of these two-part brake shoes can be changed when worn out. The advantage over normal brake shoes is that only the worn out brake pads have to be exchanged and thus it is not necessary to adjust the brake shoes each time when replacement is made. Only the tension of the brake cable may need to be reduced in case the old pads had already become too thin.



/// With colour indicator

The colour indicator on the brake pads shows when the brake shoes have to be changed without fail. When the first colour on brake pad is rubbed off, the change should take place immediately.



/// CNC-milled

CNC is a precise, computerized milling process (Computerized Numerical Control) allowing the manufacturing of complex and intricate parts out of one block. Thus, the manufacturing tolerance will be reduced to a minimum.



/// Lightweight

Lightweight parts play an increasingly part in the bike technology. Following this trend, XLC parts and accessories marked with the XLC Lightweight icon were developed and produced as weight-optimised as possible. In this process, special attention was given to functionality and safety not being affected by the lightness of the construction. A lightweight bike has many advantages: it can be accelerated quickly, stopped safer and as a general rule better maneuvered.



/// For thumb switcher

Some of our XLC brake levers are particularly suitable for assembly with thumb switchers.



/// For twist switcher

Some of our XLC brake levers are particularly suitable for assembly with twist switcher.



/// Sintered brake pads

Sintered brake pads ensure optimal braking performance even at high temperatures and are thus suitable for sportive cyclists who demand a high braking performance.



/// Organic brake pads

Due to the material consistence, organic brake pads are particularly well in all weather conditions and are characterised by the balanced relation between their durability and braking performance. XLC organic brake pads have a metal content (aluminium and cooper) of only 15%. This softer compound results in significantly less vibration while braking.



/// IS 2000 & postmount

IS 2000 is a disc brake adapter system placed laterally (parallel to the axle) on the fork or frame.

Postmount is a disc brake adapter system which is fastened on the fork or frame (in riding direction).



RIM BRAKES



BR-V04 XLC Mini Alu V-Brake

- Material: alu forged
- With mounting material
- Without lever and brake cables
- Incl. cable routing
- 85mm leg length
- Adjustment range brake shoes: 20.5mm - 36.5mm
- 70mm brake shoes
- Weight: approx. 150g



250 03 01000 91295 black for either front or rear wheel

BR-V03 XLC Alu V-Brake

- Material: alu forged
- With mounting material
- Without lever and brake cables
- Incl. cable routing
- Adjustment range brake shoes: 19mm - 39mm
- Weight: approx. 190g
- 110mm leg length
- Brake shoes: 70mm



250 03 00500 91295 black for either front or rear wheel
 250 03 00700 91295 silver for either front or rear wheel

BR-V01 XLC Alu V-Brake

- Material: alu forged
- With mounting material
- Without lever and brake cables
- Incl. cable routing
- 110mm leg length
- Weight: approx. 161g
- Brake shoes: 70mm



250 03 00000 92195 black for either front or rear wheel

BR-C03 XLC Alu Cantilever Brake Cross

- Material: alu forged
- 21-35mm
- With cartridge brake pads
- Adjustable spring tension
- With mounting material
- Without lever and brake cables
- Weight approx. 121g



250 03 01700 92795 black for either front or rear wheel

BR-C01 XLC Alu Cantilever Brake

- Material: alu forged
- With mounting material
- Without lever and brake cables
- Brake shoes: 70mm



250 03 01500 91495 black for either front or rear wheel

BR-U01 XLC Alu BMX U-Brake

- Material: alu forged
- Without lever and brake cables
- With mounting material
- Brake pads for aluminium rims



250 03 06500 91095 front wheel, black, 68 - 91mm
 250 03 06600 91095 rear wheel, black, 68 - 91mm

BR-R01 XLC Comp Alu Road Brake Black

- Material: alu forged
- Without lever and brake cables
- With mounting material
- Adjustment range: 39 - 51mm
- Weight: approx. 161g
- Cartridge brake shoes



250 03 02000 93895 black, front wheel
 250 03 02200 93895 black, rear wheel

BR-R01 XLC Comp Alu Road Brake White

- Material: alu forged
- Without lever and brake cables
- With mounting material
- Adjustment range: 39 - 51mm
- Weight: approx. 161g
- Cartridge brake shoes



250 03 02003 93995 white, front wheel
 250 03 02203 93995 white, rear wheel

XLC. SIMPLY WELL DONE





BRAKE LEVERS



BL-V01 XLC Brake Lever Rapidfire / V-Brake

- Material: Alu
- Weight: approx. 180g
- 2-fingers
- For V-Brake



250 03 55000	91595	brake lever set black/silver for Rapidfire
250 03 55003	91795	brake lever set white/black for Rapidfire
250 03 55050	91095	brake lever left black/silver for Rapidfire
250 03 55060	91095	brake lever right black/silver for Rapidfire

BL-V02 XLC Brake Lever Set Twist Switcher / V-Brake

- Material: Alu
- For twist switcher
- 3-fingers
- For V-brake



250 03 55200	91595	brake lever set black/silver
--------------	-------	------------------------------

BL-V03 XLC Brake Lever Set Mini V-Brake / U-Brake / Canti

- Material: Alu
- For U-brake, cantilever and mini V-brake
- 2-fingers
- Weight: approx. 81g



250 03 55500	91695	brake lever set black/silver
--------------	-------	------------------------------

BL-V04 XLC Brake Lever Set Universal / V-Brake

- Material: Alu
- Suitable for Twist Switcher and Rapidfire
- 3-fingers
- For V-brake



250 03 55700	91595	brake lever set black/silver
--------------	-------	------------------------------

BL-C01 XLC Brake Lever Set Universal / Cantilever

- Material: Alu
- Suitable for Twist Switcher and Rapidfire
- 3 Finger
- For cantilever brake



250 03 55800	91595	brake lever set black/silver
--------------	-------	------------------------------

BL-V05 XLC Brake Lever Set Universal / V-Brake

- Material: Alu
- 4-fingers
- For V-brake
- Rubbered for better grip
- Suitable for Twist Switcher and Rapidfire



250 03 55900 91495 brake lever set black/silver

BL-V12 XLC Comp Brake Lever Set Rapidfire / V- / Disc Brake

- Material: Alu, cold forged, CNC-made
- 2-fingers
- Weight: approx. 103g
- Suitable for Rapidfire
- For mechanic disc brake and V-brake



250 03 55600 91495 brake lever set black/silver

BL-V11 XLC Brake Lever Set Kid Universal / V-Brake / Canti

- Material: Alu / Nylon Composite body
- Weight: approx. 176g
- 4-fingers
- For canti- and V-brake
- Short lever distance, especially for childrens' hands
- Suitable for twist switcher and thumb switcher



250 03 57200 91095 brake lever set black/silver

BL-R01 XLC Brake Lever Set Road

- Material: Alu
- Weight: approx. 260g
- Ergonomic design
- For Road handlebars



250 03 57000 92195 brake lever set black/silver

BL-R02 XLC Additional Brake Lever Set Cross

- Material: Alu
- For Road handlebars
- Adjustable grip range



250 03 56600 92195 black/silver, Ø26.0mm
250 03 56700 92195 black/silver, Ø31.8mm

BL-D01/BL-D03 Brake Lever For XLC Disc Brakes

- Material: Alu
- 2.5-fingers
- Suitable either left or right
- Suitable for XLC disc brakes
- Single delivery
- Colour: black



250 03 54900 93695 brake lever unit for XLC brake BR-D01 BL-D01
250 03 54901 93695 brake lever unit for XLC brake BR-D03 BL-D03



BRAKE SHOES

BS-V13 XLC Cartridge V-Brake Brake Shoes

- Extra light cartridge construction
- CNC-made, Triple Zone Mix
- Excellent all season characteristics
- Length: 72mm



250 03 85110 92495 set of 4, green/grey/black

BS-V08 XLC Cartridge V-Brake Brake Shoes

- For V-brake
- Length: 72mm
- Lightweight CNC design



250 03 85600 91995 set of 4, black/titanium

BS-V06 XLC Cartridge V-Brake Brake Shoes

- Excellent all season characteristics
- Triple Zone Mix
- For V-brake
- Length: 72mm
- Lightweight CNC design



250 03 85100 91995 set of 4, white/green/grey

BS-V10 XLC Cartridge V-Brake Brake Shoes

- Excellent all season characteristics
- Triple Zone Mix
- For V-brake
- Length: 72mm
- Carbon look



250 03 84500 91995 set of 4, carbon look

BS-V02 XLC Cartridge V-Brake Brake Shoes

- For V-brake
- Length: 72mm



250 03 83500 91695 set of 4, silver/black
203 96 00400 workshop box with 25 pieces

BS-V03 XLC Cartridge V-Brake Brake Shoes

- 2-component rubber mixture for improved brake performance under wet conditions
- For V-brake
- Length: 72mm



250 03 84800 91795 set of 4, black/red

BS-V09 XLC V-Brake Brake Shoes

- Asymmetrical design
- 2-component rubber mixture
- For V-brake
- Length: 70mm



250 03 83300 9995 set of 4, black/grey/orange

BS-V12 XLC V-Brake Brake Shoes

- For V-brake, length: 80mm
- Especially for heavy bikes and eBikes
- Reinforced by heat-resistant brake rubber and glass fiber, extremely high brake performance, evenly linear breaking



250 03 82600 9995 set of 4, black/red

BS-V11 XLC V-Brake Brake Shoes

- Length: 72mm, for V-brake
- Especially for heavy bikes and eBikes
- Reinforced by heat-resistant brake rubber and glass fibre
- Extremely high brake performance, evenly linear breaking



250 03 82500 91095 set of 4, black/green

BS-V01 XLC V-Brake Brake Shoes

- For V-brake
- Length: 70mm



Also available in workshop box with 25 pieces!



250 03 83000 9995 set of 4, 70mm, black
 250 03 83100 9495 set of 2, 70mm, black
 203 96 00200 workshop box with 25 pieces

BS-V01 XLC V-Brake Brake Shoes

- For V-brake, length: 70mm
- 2 colours to recognize wear limit immediately



250 03 83200 91095 set of 4, black/red

BS-C03 XLC Cantilever Brake Shoes

- For cantilever brakes
- Length: 70mm



250 03 81400 91095 set of 4, black

BS-C02 XLC Cantilever Brake Shoes

- For cantilever brakes
- Length: 55mm



250 03 81200 9795 set of 4, black

BS-C01 XLC Cantilever Brake Shoes

- For cantilever brakes
- Length: 53mm



Only available in workshop box with 25 pieces!



203 96 00000 black, workshop box with 25 pieces

BS-C04 XLC Universal Brake Shoes

- For rim brakes
- Length: 40mm



250 03 80900 9595 set of 4, black

BS-R06 XLC Cartridge Road Brake Shoes

- For Road brakes
- Length: 55mm
- Extra light



250 03 86100 92595 set of 4, red/black

BS-R05 XLC Cartridge Road Brake Shoes

- For Road brakes, length: 55mm
- Excellent all season characteristics
- Triple Zone Mix
- Colour pad: green/grey/black
- Colour cartridge: white



250 03 86300 92395 set of 4, white/triple zone



BS-R04 XLC Cartridge Road Brake Shoes

- For Road brakes, length: 55mm
- With Elastomer pads for better dosing and ABS function
- Flexible top for rim cleaning



250 03 86200 92395 set of 4, silver/black/red

BS-R02 XLC Cartridge Road Brake Shoes

- For Road brakes
- Length: 55mm



250 03 86000 92095 set of 4, silver/black

BS-R02 XLC Cartridge Road Brake Shoes

- For Road brakes
- Length: 55mm
- Especially for carbon rims



250 03 86050 92695 set of 4, silver/blue

BS-R07 XLC Cartridge Road Brake Shoes For Campagnolo

- For Campagnolo Road brakes only
- Length: 50mm



250 03 85700 91995 set of 4, silver/black

BS-R07 XLC Cartridge Road Brake Shoes For Campagnolo

- For Campagnolo Road brakes only
- Length: 50mm
- Especially for carbon rims



250 03 85710 92595 set of 4, silver/blue

BS-R01 XLC Road Brake Shoes

- For Road brakes
- Length: 50mm



250 03 85800 9795 set of 4, 50mm

BS-X06 XLC Brake Shoes For Magura HS Brakes

- For Magura HS hydraulic rim brakes
- Length: 50mm



Also available in workshop box with 25 pieces!



250 03 87000 91995 set of 4, black
203 96 00500 workshop box with 25 pieces

BS-X42 XLC Brake Shoes For Magura HS Brakes

- For Magura HS hydraulic rim brakes
- Special compound with increased brake performance
- Suitable for eBikes
- Length: 50mm



Also available in workshop box with 25 pieces!



250 03 87001 92295 set of 4, green
203 96 00600 workshop box with 25 pieces



BS-X07 XLC V-Brake Cartridge Spare Pads

- Suitable for all XLC V-brake cartridge brake shoes with a length of 72mm



250 03 83700 9695 set of 4, black

BS-X09 XLC V-Brake Cartridge Spare Pads

- Excellent all season characteristics
- Suitable for all XLC V-brake cartridge brake shoes with a length of 72mm



250 03 84700 9995 set of 4, black/red/green

BS-X02 XLC V-Brake Cartridge Spare Pads

- Excellent all season characteristics
- Slim design
- Suitable for all XLC V-brake cartridge brake shoes with a length of 72mm



250 03 86800 9995 set of 4, black/red

BS-X01 XLC Road Cartridge Spare Pads

- Suitable for all XLC V-brake cartridge brake shoes with a length of 55mm



250 03 86500 9995 set of 4, black

BS-X01 XLC Road Cartridge Spare Pads

- Excellent all season characteristics
- Suitable for all XLC V-brake cartridge brake shoes with a length of 55mm



250 03 86700 91095 set of 4, black/red/green

BS-X01 XLC Road Cartridge Spare Pads

- Suitable for all XLC V-brake cartridge brake shoes with a length of 55mm
- Special brake pad for carbon rims



250 03 86600 91695 set of 4, blue

BS-X04 XLC Road Cartridge Spare Pads

- Suitable for all XLC V-brake cartridge brake shoes with a length of 55mm
- With Elastomer pads for better dosing and ABS function
- Flexible top, for rim cleaning



250 03 86400 91295 set of 4, black/red

BS-X08 XLC Road Cartridge Spare Pads For Campagnolo

- Suitable for Campagnolo Road brakes and XLC cartridge Road brake shoes BS-R07
- Length: 50mm



250 03 85750 9795 set of 4, black



BS-X15 XLC Road Spare Pads

- Cartridge type
- 45% more brake performance in dry conditions
- 50% more brake performance in wet conditions
- Noise-reducing
- Rim gentle rubber compound
- 250% more durable than regular pads
- Only 3% abrasion at 3,000 braking processes



250 03 87100 91595 set of 4, for alu rims, black, Shimano type
 250 03 87200 91595 set of 4, for alu rims, black, Campagnolo type

BS-X16 XLC Road Spare Pads

- Cartridge type
- 45% more brake performance in dry conditions
- 50% more brake performance in wet conditions
- Noise-reducing
- Rim gentle rubber compound
- 250% more durable than regular pads
- Only 3% abrasion at 3,000 braking processes



250 03 87300 91795 set of 4, for carbon rims, blue, Shimano type
 250 03 87400 91795 set of 4, for carbon rims, blue, Campagnolo type

BRAKE WIRES & ACCESSORY



BR-X10 XLC End Caps For Brake Cables

- Material: alu
- Internal diameter: 5.0mm



250 03 60507 94995 red, 50 units in bottle
 250 03 60517 9995 red, 10 units on card

BR-X10 XLC End Cap For Brake Cables

- Material: alu
- Internal diameter 5.0mm



250 03 60500 91795 silver, bottle of 200 units

BR-X09 XLC End Cap For Brake Inner Lines

- Material: alu
- With a diameter of 1.5 to 1.8mm, for brake and shift cables



250 03 60600 91695 silver, bottle of 500 units

BR-X13 XLC S-Hooks

- The S-hook cleans up your handlebar cable routing. The casing of the two 2 brake or shift cables can be connected by simply clicking into the plastic duct. Due to the integrated ball joint the S-hook is twistable. The connection of the cables is still steady and in the desired position.



250 03 60900 9895 set of 4, black

BR-X30 XLC Outer Shell Clip

- The XLC outer shell clips are an elegant alternative to cable ties and can be put into welded sockets some frames have.



250 03 60200 91695 bag with 50 units, black

BR-X07 XLC Cable Guide

- Outer shell protection for frame eyelet guide
- Reduces the diameter of the frame eyelet and guarantees a perfect fitting Bowden cable outer shell insertion through the eyelet put on the frame.
- Protects the outer shell from fraying and snapping off



250 03 60300 91495 bag with 50 units, black

BR-X08 XLC Brake Line Mount

- This functional aluminium brake line mount is self-adhesive and suitable for 6mm cable cases and brake lines. The holder is compatible with XLC outer shell clip BR-X30.



250 03 60400 96395 bottle with 30 units, black

BR-X11 XLC Brake Line Mount


- Plastic
- Double-sided adhesive pads
- Including cable ties



250 03 60700 9995 set of 3, black

BR-X12 XLC Brake Line Mount

- Stainless steel, 2-pieces, adjustable
- For all frame guides/routing
- For all common hydraulic bicycle brake systems



250 03 60800 91395 set of 2, silver

BR-X14 XLC Brakepipe für V-Brakes

- Nirosta, protected against climatic influences
- Flexible and thus suitable for narrow cable guide



250 03 61000 9250 silver

BR-X05 XLC Brake Line Set

- Plastic, Kevlar-coated
- For hydraulic disc brakes
- Set consists of brake line 1,800mm length, adapter and 2 cable protection caps



250 03 21400 91495 set, black

BR-X03 XLC Service Kit For Hydraulic Disc Brakes

- For hydraulic disc brakes
- Incl. syringe with 25ml capacity
- Incl. tubes and adapter
- Incl. 50ml mineral oil-brake medium



250 03 21200 9995 service kit

BR-X04 Mineral Oil Brake Fluid

- For hydraulic disc brakes



250 03 21300 9395 spare bottle 50cm



BR-X62 XLC Centerlock Adapter

- CNC-made
- For 6-holes rotor
- Light construction



BR-X15 XLC Brake Inner Cables Road

- Nirosta for Road brake lever
- PTFE-coated, low maintenance, perfectly sealed, extremely low frictional resistance, effective brake performance
- Ø 1.5 x 1,700mm



BR-X18 XLC Brake Inner Cables MTB

- Nirosta for Road brake lever
- PTFE-coated, low maintenance, perfectly sealed, extremely low frictional resistance, effective brake performance
- Ø 1.5 x 2,750mm



250 03 71900 91995 black/silver

250 03 61800 9695 black, Road nipples

250 03 62150 91050 black, MTB nipples

BR-X63 XLC Brake Line

- Ø 2.5 x 5.0 mm
- Extremely flexible
- Low friction performance
- Solid structure prevents liquid expansion
- Optimized heat transfer
- Scratch-resistant Polymer surface
- PVDF-coated
- Sprial fibre casing, AISI 304 reinforced Nirosta external braid
- Kevlar-reinforced inner braid



BR-X64 XLC Brake Line

- Ø 2.5 x 5.0mm, extremely flexible
- Low friction performance
- Solid structure prevents liquid expansion
- Optimized heat transfer
- Sprial fibre casing, fibre reinforced external braid
- Kevlar-reinforced inner braid
- Scratch-resistant Polymer surface
- PVDF-coated



also available in 25-meter dispenser

250 03 76000 93995 2,500mm incl. universal kit Niro for 1 brake set (FW&RW)

250 03 76100 93495 2,500mm incl. universal kit for 1 brake set (FW&RW)
250 03 76110 dispenser, 25m, without connection kit

BR-X65 XLC Connection Kit For Disc Brake Line

- For either front or rear wheel brake
- 6 pieces
- Suitable for XLC disc brake line BR-X63 and BR-X64



BR-X66 XLC Bleeding Kit For Disc Brakes

- Consists of:
- Syringe with DOT or Mineral oil labeling
- Gloves
- Connection cable
- Appropriate adapter, etc.



250 03 78000 9695 for Shimano [a]
250 03 78001 9695 for Avid [b]
250 03 78002 9695 for Magura
250 03 78003 9695 for Formula
250 03 78004 9695 for Hayes
250 03 78005 9695 for Tektro/XLC
250 03 78006 9695 for Magura MT
250 03 78007 9695 for Promax **NEW!**

250 03 78100 91595 for Avid/Hope
250 03 78101 91695 for Magura
250 03 78102 91595 for Formula
250 03 78103 91595 for Hayes
250 03 78104 91595 for Shimano
250 03 78106 91595 for Tektro/XLC
250 03 78107 91595 for Promax **NEW!**



BP-X01 XLC Disc Brake Spare Parts Set

Consists of:

- 10 x Adjusting screw M4x22,5mm Magura/Marta/Gustav/Louise 2007 (HBP-49)
- 30 x Spring 35mm Shimano Deore, Avild Elixir 1/3 (HBP-50)
- 10 x Spring 45mm Hayes, Hope (HBP-51)
- 20 x Mounting bolt M4x22mm Avid Elixir 5/7/9/Guide/Code/Trial (HBP-52)
- 20 x Mounting bolt M4x27mm Shimano XT/XTR, Magura MT2/4/6/8, Tektro, Formula Oro (HBP-53)
- 10 x Mounting bolt M4x36mm Hayes Ryde/Dyno (HBP-54)
- 10 x Mounting bolt M5x25mm Formula Mega, Hope E4/V4/X2/V2 (HBP-55)
- 40 x Fixing Clips for mounting bolt M4/M5 (HBP-56)



NEW!

203 96 02000 95995 workshop box (RRP per set)

BP-X02 XLC Mounting Bolts

- Pair, M4 x 22.5mm
- For Magura Marta / Gustav / Louise 2007
- HBP-49

NEW!



250 03 74000 9295 M4x22mm (pair)
203 96 05000 special offer (10 units)

BP-X03 XLC Safety Splint

- Pair, 35mm
- For Shimano Deore, Avild Elixir 1/3
- HBP-50

NEW!



250 03 74001 9195 35mm (pair)
203 96 05001 special offer (30 units)

BP-X04 XLC Safety Splint

- Pair, 45mm
- For Hayes / Hope
- HBP-51

NEW!



250 03 74002 9195 45mm (pair)
203 96 05002 special offer (10 units)

BP-X05 XLC Mounting Bolts

- Pair, M4x22mm
- For Avild Elixir 5/7/9, Guide Code / Trail
- HBP-52

NEW!



250 03 74003 9295 M4x22mm (pair)
203 96 05003 special offer (20 units)

BP-X06 XLC Mounting Bolts

- Pair, M4x27
- For Shimano XT/XTR, Magura MT2/4/6/8, Tektro, Formula Oro
- HBP-53

NEW!



250 03 74004 9295 M4x27mm (pair)
203 96 05004 special offer (20 units)

BP-X07 XLC Mounting Bolts

- Pair, M4x36mm
- For Hayes Ryde / Dyno
- HBP-54

NEW!



250 03 74005 9295 M4x36mm (pair)
203 96 05005 special offer (10 units)

BP-X08 XLC Mounting Bolts

- Pair, M5x25mm
- For Formula Mega, Hope E4/V4/X2/V2
- HBP-55

NEW!



250 03 74006 9295 M5x25mm (pair)
203 96 05006 special offer (10 units)

BP-X09 XLC Safety Splint

- Pair, M4/M5
- HBP-56

NEW!



250 03 74007 9195 M4/M5 (pair)
203 96 05007 special offer (40 units)



BR-X18 XLC Inner Brake Cables Duo Nipples

- Nirosta for Road and MTB brake lever
- **PTFE-coated**, low maintenance, perfectly sealed, extremely low friction resistance, effective braking performance
- Ø1.5 x 1,700mm with 2 nipples



250 03 62100 9650 black, 2 nipples

BR-X20 XLC Brake Cable Kit Duo Nipples

- Casing: Ø5 x 2,500mm
- 2 inner cables: 1350 und 2350mm Niro
- Both cables with Road and MTB nipples
- Maintenance-free, self-greasing, waterproof
- Incl. 6 ferrules, 3 donuts and 2 inner cable end caps



250 03 62500 91995 kit, black housing

BR-X60 XLC Inner Brake Cables Road

- Workshop dispenser with 50 units
- Nirosta, **PTFE-coated**
- Sram/Shimano
- Low friction resistance, effective braking performance
- Ø1.5 x 1,700mm



250 03 61500 dispenser wit 50 units

BR-X16 XLC Inner Brake Cables Road

- Workshop dispenser with 100 units
- Nirosta, **PTFE-coated**
- Sram/Shimano
- Low friction resistance, effective braking performance
- Ø1.5 x 1,700mm



250 03 61900 dispenser with 100 units

BR-X61 XLC Inner Brake Cables MTB

- Workshop dispenser with 50 units
- Nirosta, **PTFE-coated**
- Sram/Shimano
- Low friction resistance, effective braking performance
- Ø1.5 x 2,500mm



250 03 61600 dispenser with 50 units

BR-X17 XLC Inner Brake Cables MTB

- Workshop dispenser with 100 units
- Nirosta, **PTFE-coated**
- Sram/Shimano
- Low friction resistance, effective braking performance
- Ø1.5 x 1,700mm and Ø1.5 x 2,500mm



250 03 62000 Ø1.5 x 1,700mm dispenser w.100 units
250 03 62050 Ø1.5 x 2,500mm dispenser w.100 units

BR-X19 XLC Outer Brake Cable

- Ø 5mm
- Robust housing
- Steel inner coil, polymere inner cable
- Low friction resistance



250 03 62300 black dispenser with 50 meters
250 03 62303 white dispenser with 50 meters

BR-X06 XLC Tube Tops

- Frame protecting tube tops for casing
- For brake and shifting cable casing with a diameter of 4, 4.5 and 5mm
- Protects frame paint from damage
- Reduces rattle noises caused by Bowden cables



250 03 60000 9795 set of 4, black
250 03 60100 9895 set of 4, white

SH-X09 XLC Cable Donuts

- Protects the paint in all the places where the cables run openly
- Prevents unpleasant rattling noises
- Suitable for brake and shifting cables



250 11 00200 black, bottle with 200 units

Promo XLC Box For Cables And Small Parts For Professional Bicycle Workshops

- For 7 cable boxes and 14 end cap bottles
- With functional work surface
- 420 x 340 x 500mm
- Possible wall mounting
- Outstanding, attractive design
- Material: metal, coated in blue
- Delivery without content



Possible wall mounting

Metal, coated in blue

Large XLC Logo

Storage tray for XLC end cap bottles

Functional work surface

Storage tray for shift cable dispenser

Storage tray for brake cable dispenser

Storage tray for outer casing dispenser

FOR A WELL-ARRANGED WORKSHOP

340 00 10200 for standing or hanging display, blue



BRAKE DISC PROTECTORS

BR-X80 XLC Brake Disc Protector RACE

- Minimizes the risk of injuries by the rotor, prevents burning
- Material: aluminium
- Weight: 45g (BR-X80 FW)

NEW!



BR-X81 XLC Brake Disc Protector MTB

- Minimizes the risk of injuries by the rotor, prevents burning
- Material: aluminium
- Weight: 45g (BR-X80 FW)

NEW!



250 03 23000 91495 FW, Ø140/160mm, flatmount type
 250 03 23001 91495 RW, Ø140/160mm, flatmount type

250 03 23005 91695 FW, Ø160/180mm, postmount type
 250 03 23006 91695 RW, Ø160/180mm, IS type

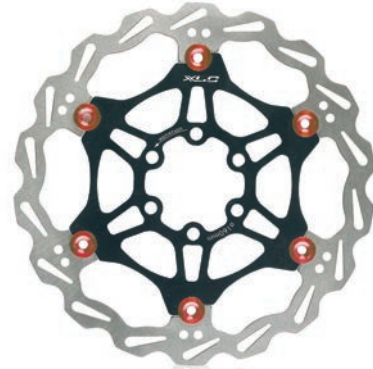


BRAKE DISCS



BR-X50 XLC Brake Disc


- Brake surface: Niro AISI 420; spider: aluminium 7075
- 2-piece construction for reduced disc deformation under high temperatures
- Low heat transfer to the hub protects the bearing
- Weight: Ø160mm approx. 106g, Ø180mm approx. 157g



250 03 21600	93595	Ø160mm, black/red
250 03 21700	94495	Ø180mm, black/red
250 03 21800	94695	Ø203mm, black/red

BR-X58 XLC Brake Disc

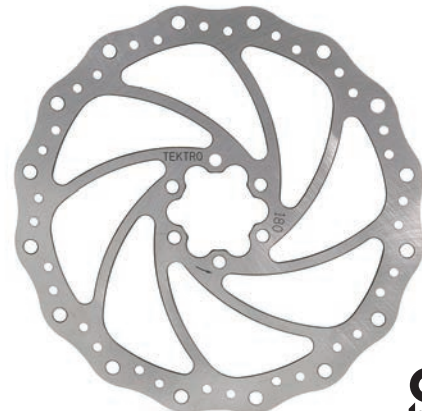
- Nirosta, 6 holes, incl. bolts
- With CNC friction ring
- Improved brake performance under wet conditions
- Reduces friction heat under dry conditions
- Reduces brake distance for brake pads



250 03 21900	92195	Ø160mm, silver/red
250 03 21910	92395	Ø180mm, silver/red
250 03 21920	92695	Ø203mm, silver/red

BR-X01 XLC Brake Disc

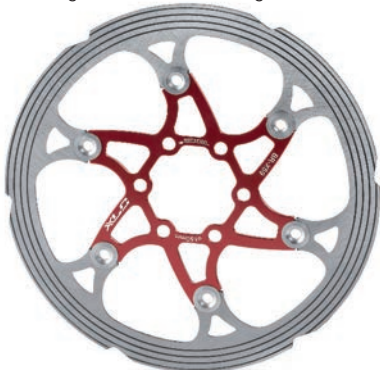
- Aluminium
- 6 holes
- Incl. mounting screws



250 03 21000	91895	Ø160mm, silver
250 03 21100	92095	Ø180mm, silver
250 03 21500	92295	Ø203mm, silver

BR-X59 XLC Brake Disc


- Brake surface: Niro AISI 420; spider: aluminium 7075
- 2-piece construction for reduced disc deformation under high temperatures, improved brake performance under wet conditions
- Low heat transfer to the hub protects the bearing
- Weight: Ø160mm 125g, with CNC friction ring



250 03 22500	93895	Ø160mm, red/silver
250 03 22510	94595	Ø180mm, red/silver
250 03 22520	94995	Ø203mm, red/silver

BR-X02 XLC Brake Disc

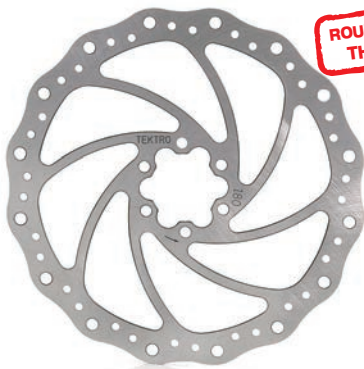
- Nirosta
- 6 holes
- Incl. mounting screws



250 03 21004	91995	Ø160mm, silver/red
250 03 21104	92195	Ø180mm, silver/red
250 03 21504	92395	Ø203mm, silver/red

BR-X79 XLC Brake Disc

- Material: Niro, 6 holes, incl. mounting screws
- Rounded design minimizes risk of injury, brake tape pressing ensures a precise, even brake performance



ROUNDED EDGES MINIMIZE THE RISK OF INJURY!



250 03 22800	91595	Ø140mm silver
250 03 22810	91695	Ø160mm silver
250 03 22820	91795	Ø180mm silver
250 03 22830	91995	Ø203mm silver

BR-X78 XLC Brake Disc

- Nirosta
- 6 holes
- Incl. bolts



250 03 22700	92195	Ø160mm silver/titanium
250 03 22710	92395	Ø180mm silver/titanium
250 03 22720	92695	Ø203mm silver/titanium

BR-X76 XLC Brake Disc „M-Line“**

- Material brake surface: aluminium 7075, M.A.O.-treated, 50% lighter than Niro, at the same duration
- Material: aluminium 7075
- 2-piece construction for reduced disc deformation under high temperatures

- Low heat transfer to the hub protects bearing
- Weight: only 58g (Ø140mm), 77g (Ø160mm)
- Improved break performance

Warning: Only use XLC brake disc pads from the BP-M Lines.**

Only for use in combination with XLC disc brake pads from the BP-M series!**



250 03 22600	94795	Ø140mm black/blue
250 03 22602	94795	Ø140mm black/titanium

250 03 22610	94995	Ø160mm black/blue
250 03 22612	94995	Ø160mm black/titanium

BR-X77 XLC Brake Disc „M-Line“**

- Material brake surface: aluminium 7075, M.A.O.-treated, material: carbon
- 2-piece construction, reduced heat transfer to the hub, improved brake performance
- Weight: only 68g (Ø160mm)

Warning: Only use XLC brake disc pads from the BP-M Lines.**

Only for use in combination with XLC disc brake pads from the BP-M series!**

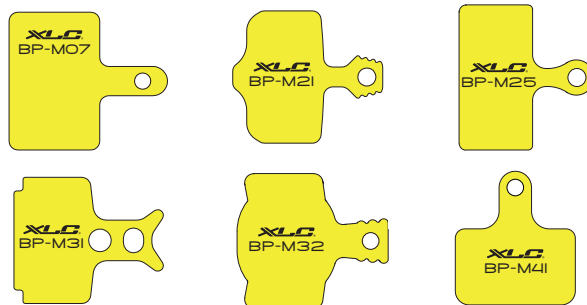


250 03 22620	94995	Ø140mm black
250 03 22630	94995	Ø160mm black

BP-M XLC Special Brake Pads „M**-Line“**

Caution: special pad for M.A.O. aluminium brake surfaces, only for XLC brake discs BR-X76/BRX-77 II

- per set (1 set = 2 pads), incl. exchangeable cooling ribs



250 03 93808	92295	pads BP-M07 , see page 80 f. for usage (BP-O07)
250 03 95008	92295	pads BP-M21 , see page 80 f. for usage (BP-O21)
250 03 95108	92295	pads BP-M25 , see page 80 f. for usage (BP-O25)
250 03 95708	92295	pads BP-M31 , see page 80 f. for usage (BP-O31)
250 03 95808	92295	pads BP-M32 , see page 80 f. for usage (BP-O32)
250 03 96708	92295	pads BP-M41 , see page 80 f. for usage (BP-O41)



DISC BRAKES



BR-D03 XLC Pro Disc Brake Hydraulic, Black

- Hydraulic disc brake with two pistons, easy mounting
- FW approx. 311g, RW approx. 327g (without adapter, mounting parts, rotor)
- Easy brake pads disassembly
- High-performance pads made of a metal/ceramic mixture
- Brake medium: mineral oil
- Postmount compatible, incl. IS 2,000 adapter
- Brake caliper with aluminium body
- Rotor FW Ø180mm, RW Ø160/180mm, 2 pieces, approx. 130g
- 2 pieces, forged aluminium lever & aluminium clamp, 2-finger design
- Tool-free adjustment



250 03 20800 98995 front wheel, black/titanium, Ø180mm, 1,000mm

250 03 20810 98995 rear wheel, black/titanium, Ø160mm, 1,800mm
 250 03 20820 98995 rear wheel, black/titanium, Ø180mm, 1,800mm

USE OF DISC BRAKE ADAPTERS

adapters see next page



/// IS 2,000 & postmount

IS 2,000 is a disc brake adapter system placed laterally (parallel to the axle) on the fork or frame.

Postmount is a disc brake adapter system placed frontally on the fork or frame (riding direction).

	Ø rotor	IS fork	IS chainstay	PM fork
PM brake caliper (postmount)	140 mm		BR-X21	
	160 mm	BR-X21	BR-X22	
	180 mm	BR-X23	BR-X24	BR-X27
	203 mm	BR-X25	BR-X26	BR-X56
IS brake caliper (internat. standard)	160 mm		BR-X28	
	180 mm	BR-X28	BR-X29	
	203 mm	BR-X29		



DISC BRAKE ADAPTERS



BR-X21 XLC Disc Brake Adapter

- Postmount (PM) brake caliper with international standard (IS) socket
- PM - IS - front 160mm / rear 140mm



250 03 71000 9995 black/silver

BR-X22 XLC Disc Brake Adapter

- Postmount (PM) brake caliper with international standard (IS) socket
- PM - IS - rear 160mm



250 03 71100 9995 black/silver

BR-X23 XLC Disc Brake Adapter

- Postmount (PM) brake caliper with international standard (IS) socket
- PM - IS - front 180mm



250 03 71200 9995 black/silver

BR-X24 XLC Disc Brake Adapter

- Postmount (PM) brake caliper with international standard (IS) socket
- PM - IS - rear 180mm



250 03 71300 9995 black/silver

BR-X25 XLC Disc Brake Adapter

- Postmount (PM) brake caliper with international standard (IS) socket
- PM - IS - front 203mm



250 03 71400 91495 black/silver

BR-X26 XLC Disc Brake Adapter

- Postmount (PM) brake caliper with international standard (IS) socket
- PM - IS - rear 203mm



250 03 71500 91495 black/silver

BR-X27 XLC Disc Brake Adapter

- Postmount (PM) brake caliper with Postmount (PM) socket
- PM - PM - front 180mm



250 03 71600 91495 black/silver

BR-X56 XLC Disc Brake Adapter

- Postmount (PM) brake caliper with Postmount (PM) socket
- PM - PM - front 203mm



250 03 71650 91495 black/silver

BR-X28 XLC Disc Brake Adapter

- International standard (IS) brake caliper with international standard (IS) socket
- IS - IS - front 180mm / Rear 160mm



250 03 71700 91595 black/silver

BR-X29 XLC Disc Brake Adapter

- International standard (IS) brake caliper with international standard (IS) socket
- IS - IS - front 203mm / rear 180mm



250 03 71800 91595 black/silver

BR-X62 XLC Centerlock Adapter

- CNC-made
- Light construction
- For 6-hole rotor



250 03 71900 91995 black/silver



FLAT MOUNT ADAPTER

BR-X67 XLC Flat Mount Adapter

- For flat mount brakes
- CNC-made, light construction
- Colour: black/silver
- FM - FM - front 140/160



250 03 72000 9995 black/silver

BR-X69 XLC Flat Mount Adapter

- For flat mount brakes
- CNC-made, light construction
- Colour: black/silver
- FM - FM - rear 160



250 03 72100 9995 black/silver

BR-X70 XLC Flat Mount Adapter

- For post mount brakes
- CNC-made, light construction
- Colour: black/silver
- PM - FM - front 140



250 03 72200 9995 black/silver

BR-X71 XLC Flat Mount Adapter

- For post mount brakes
- CNC-made, light construction
- Colour: black/silver
- PM - FM - front 160



250 03 72300 9995 black/silver

BR-X72 XLC Flat Mount Adapter

- For post mount brakes
- CNC-made, light construction
- Colour: black/silver
- PM - FM - front 140



250 03 72400 9995 black/silver

BR-X73 XLC Flat Mount Adapter

- For post mount brakes
- CNC-made, light construction
- Colour: black/silver
- PM - FM - front 160



250 03 72500 9995 black/silver

BR-X74+75 XLC Screw Bolts

- Set with 2 pieces each
- For flat mount adapter
- Colour: black



BR-X74 with conical head

BR-X75 with standard head

250 03 73000	9295	M5 x 8, conical	BR-X74
250 03 73002	9295	M5 x 15, standard	BR-X75
250 03 73004	9295	M5 x 19, standard	BR-X75
250 03 73006	9295	M5 x 24, standard	BR-X75
250 03 73007	9295	M5 x 29, standard	BR-X75
250 03 73008	9295	M5 x 34, standard	BR-X75
250 03 73010	9295	M5 x 39, standard	BR-X75
250 03 73012	9295	M5 x 44, standard	BR-X75

FLAT MOUNT ADAPTER USE

ADAPTER USE	FM brake caliper (flat mount)	PM brake caliper (post mount)
flat mount fork (front) + 140 mm brake disc	BR-X67	BR-X70
flat mount fork (front) + 160 mm brake disc	BR-X67	BR-X71
flat mount frame (rear) + 140 mm brake disc	UNNECESSARY	BR-X72
flat mount frame (rear) + 160 mm brake disc	BR-X69	BR-X73
BOLTS	with conical head BR-X74	with standard head BR-X75
use on fork (front)	M5 x 8	M5 x 15
use on fork (rear)	M5 x 8	M5 x 19/24/29/34/39/44

DISC BRAKE PADS



DISC BRAKE PAD USE

brake producer	item name of brake	XLC pad organic	XLC pad sintered	XLC pad carbon	XLC pad w.cool. ring	brake producer	item name of brake	XLC pad organic	XLC pad sintered	XLC pad carbon	XLC pad w.cool. ring
Alhonga						Hayes					
Alhonga	SNG mechanical	BP-O39				Hayes	HFX-mag	BP-O04			
Avid/Sram						Hayes	MX1	BP-O04			
Avid/Sram	BB7	BP-O24	BP-S24			Hayes	Prime Expert	BP-O26			
Avid/Sram	BB5	BP-O17				Hayes	Prime Pro	BP-O26			
Avid/Sram	Code (until 2010)	BP-O15	BP-S15			Hayes	Stroker Ace	BP-O22			
Avid/Sram	Code 5 (until 2010)	BP-O15	BP-S15			Hayes	Stroker Carbon/Gram/Trail	BP-O19			
Avid/Sram	Code (from 2011 on)	BP-O35	BP-S35			Hayes	Stroker Ryde	BP-O18			
Avid/Sram	Elixir (all)	BP-O21	BP-S21	BP-C21	BP-H21	Hope					
Avid/Sram	DB 1/3/5 hydraulic	BP-O41	BP-S41			Hope	DH4	BP-O30			
Avid/Sram	Juicy 3	BP-O24	BP-S24			Hope	E4	BP-O30			
Avid/Sram	Juicy 5	BP-O24	BP-S24			Hope	M4	BP-O30			
Avid/Sram	Juicy 7	BP-O24	BP-S24			Hope	Mini X2	BP-O28			
Avid/Sram	Juicy Carbon	BP-O24	BP-S24			Hope	Moto V2	BP-O29			
Avid/Sram	Juicy Ulitmate	BP-O24	BP-S24			Hope	Tech V2	BP-O28			
Avid/Sram	X0 (Sram)	BP-O21	BP-S21	BP-C21	BP-H21	Hope	Tech X2	BP-O28			
Avid/Sram	Road Use (Red)	BP-O44	BP-S44			Magura					
Avid/Sram	X0 Trail (Sram)	BP-O34	BP-S34			Magura	Clara (until 2000)	BP-O13			
Avid/Sram	XX (Sram)	BP-O21	BP-S21	BP-C21	BP-H21	Magura	Clara (2001-2006)	BP-O09	BP-S09		
Clarks						Magura	Gustav M	BP-O06			
Clarks	CMD-8	BP-O37				Magura	Julie (until 2008)	BP-O08	BP-S08		
Clarks	CMD-11 mechanical	BP-O37				Magura	Julie HP (from 2009 on)	BP-O14			
Clarks	CMD-16	BP-O37				Magura	Louise (until 2001)	BP-O13			
Formula						Magura	Louise (2002-2006)	BP-O09	BP-S09		
Formula	Bianco	BP-O16	BP-S16			Magura	Louise (from 2007 on)	BP-O14			
Formula	K18	BP-O16	BP-S16			Magura	Louise FR (until 2006)	BP-O09	BP-S09		
Formula	K24	BP-O16	BP-S16			Magura	Marta (until 2008)	BP-O05			
Formula	Mega	BP-O31	BP-S31	BP-C31	BP-H31	Magura	Marta (from 2009 on)	BP-O14			
Formula	Oro	BP-O16	BP-S16			Magura	Marta SL (until 2008)	BP-O05			
Formula	Puro	BP-O16	BP-S16			Magura	MT2/MT4/MT6/MT8	BP-O32	BP-S32		BP-H32
Formula	R0	BP-O31	BP-S31	BP-C31	BP-H31	Magura	MT5/MT7	BP-O38	BP-S38		
Formula	R1	BP-O31	BP-S31	BP-C31	BP-H31	Magura	MT5	BP-O42			
Formula	RX	BP-O31	BP-S31	BP-C31	BP-H31	Promax					
Formula	The One	BP-O31	BP-S31	BP-C31	BP-H31	Promax	DSK 600	BP-O04			
Hayes						Promax	DSK 400	BP-O01			
Hayes	Dyno	BP-O18				Promax	DSK 610	BP-O01			
Hayes	HFX-9-series	BP-O04				Promax	DSK 610J	BP-O01			



/// Sintered brake pads

Sintered brake pads ensure perfect braking performance even at high temperatures and are thus suited for sportive bikers who demand a high braking performance. You can identify XLC sintered brake pads at the golden colour at the back.



/// Including new fastening clips

In the marked brake pads new fastening clips are in the scope of delivery.



/// Organic brake pads

Due to their material consistence, organic brake pads are particularly well suited to all weather conditions and are characterised by the balanced relation between their durability and braking performance. XLC Organic brake pads have a metal content (aluminium and copper) of only approx. 15%. This smoother mixture results in less vibrations during braking process than with sintered pads. You can identify XLC organic brake pads at the orange colour at the back.



brake producer	item name of brake	XLC pad organic	XLC pad sintered	XLC pad carbon	XLC pad w.cool.ring
Promax					
Promax	Xnine	BP-O01			
Promax	DSK 310, 715, 720, 913	BP-O17			
RST					
RST	mechanical	BP-O03			
RST	D-Power mechanical	BP-O07	BP-S07	BP-C07	
Shimano					
Shimano	BR-C 901 (Nexave)	BP-O12			
Shimano	BR-M 415 (Altus)	BP-O07	BP-S07	BP-C07	
Shimano	BR-M 416	BP-O07	BP-S07	BP-C07	
Shimano	BR-M 465	BP-O07	BP-S07	BP-C07	
Shimano	BR-M 475	BP-O07	BP-S07	BP-C07	
Shimano	BR-M 485	BP-O07	BP-S07	BP-C07	
Shimano	BR-M 486	BP-O07	BP-S07	BP-C07	
Shimano	BR-M 495	BP-O07	BP-S07	BP-C07	
Shimano	BR-M 515 (Deore)	BP-O07	BP-S07	BP-C07	
Shimano	BR-M 525 (Deore)	BP-O07	BP-S07	BP-C07	
Shimano	BR-M 535 (Deore)	BP-O11	BP-S11	BP-C11	BP-H11
Shimano	BR-M 555 (Deore)	BP-O12			
Shimano	BR-M 575 (Deore)	BP-O07	BP-S07	BP-C07	
Shimano	BR-M 585 (Deore LX)	BP-O11	BP-S11	BP-C11	BP-H11
Shimano	BR-M 601 (Hone)	BP-O11	BP-S11	BP-C11	BP-H11
Shimano	BR-M 755 (Deore XT)	BP-O10	BP-S10		
Shimano	BR-M 615	BP-O25	BP-S25	BP-C25	BP-H25
Shimano	BR-M 665 (SLX)	BP-O11	BP-S11	BP-C11	BP-H11
Shimano	BR-M 666 (SLX from 2012)	BP-O25	BP-S25	BP-C25	BP-H25
Shimano	BR-M 675 (SLX from 2011)	BP-O25	BP-S25	BP-C25	BP-H25
Shimano	BR-M 765 (Deore XT)	BP-O11	BP-S11	BP-C11	BP-H11
Shimano	BR-M 775 (Deore XT)	BP-O11	BP-S11	BP-C11	BP-H11
Shimano	BR-M 785 (D.XT from 2011)	BP-O25	BP-S25	BP-C25	BP-H25
Shimano	BR-M 800 (Saint)	BP-O11	BP-S11	BP-C11	BP-H11
Shimano	BR-M 810 (Saint)	BP-O20			
Shimano	BR-M 965 (XTR)	BP-O11	BP-S11	BP-C11	BP-H11
Shimano	BR-M 966 (XTR)	BP-O11	BP-S11	BP-C11	BP-H11
Shimano	XTR (ab 2011)	BP-O25	BP-S25	BP-C25	BP-H25
Shimano	BR-M 975 (XTR)	BP-O11	BP-S11	BP-C11	BP-H11
Shimano	BR-M 985	BP-O25	BP-S25	BP-C25	BP-H25

brake producer	item name of brake	XLC pad organic	XLC pad sintered	XLC pad carbon	XLC pad w.cool.ring
Shimano					
Shimano	BR-RS 805/505 (Ultegra)	BP-O41	BP-S41		
Suntour					
Suntour	XCC	BP-O36			
Tektro					
Tektro	Auriga Comp	BP-O07	BP-S07	BP-C07	
Tektro	Auriga E-Comp	BP-O07	BP-S07	BP-C07	
Tektro	Auriga E-SUB	BP-O36			
Tektro	Auriga Pro	BP-O07	BP-S07	BP-C07	
Tektro	Auriga SUB / TWIN	BP-O36			
Tektro	Aquila	BP-O07	BP-S07	BP-C07	
Tektro	Dorado	BP-O40	BP-S40		
Tektro	Draco	BP-O07	BP-S07	BP-C07	
Tektro	Gemini	BP-O07	BP-S07	BP-C07	
Tektro	IO	BP-O02	BP-S02		
Tektro	IOX (unslotted pad)	BP-O23			
Tektro	IOX (slotted pad)	BP-O33			
Tektro	Lyra (unslotted pad)	BP-O23			
Tektro	Lyra (slotted pad)	BP-O33			
Tektro	Novela	BP-O02	BP-S02		
Tektro	Novela 2011	BP-O33			
Tektro	Orion	BP-O07	BP-S07	BP-C07	
Tektro	Volans	BP-O36			
XLC					
XLC	Modell 2 (until 2009)	BP-O09	BP-S09		
XLC	Modell 3 (from 2009)	BP-O07	BP-S07	BP-C07	
XLC	BR-D01	BP-O07	BP-S07	BP-C07	
XLC	BR-D02 mechanical	BP-O17			
XLC	BR-D02 hydraulic	BP-O07	BP-S07	BP-C07	
XLC	BR-D03	BP-O07	BP-S07	BP-C07	

DISC BRAKE PADS



BP-O01

XLC Brake Pads

- For Promax DSK 400, DSK 610, DSK 610J, Promax Xnine



BP-O02 / BP-S02

XLC Brake Pads

- For Tektro IO, Tektro Novela



BP-O03

XLC Brake Pads

- For RST mechanic



250 03 92200 91495 orange, organic

250 03 92600 91495 orange, organic
250 03 92605 91995 golden, sintered

250 03 92400 91495 orange, organic

BP-O04

XLC Brake Pads

- For Hayes HFX-9 series, Hayes HFX-mag, Hayes MX1, Promax DSK 600



BP-O05

XLC Brake Pads

- For Magura Marta (until 2008), Marta SL (until 2008)



BP-O06

XLC Brake Pads

- For Magura Gustav M (image 20% scaled down)



250 03 92000 91495 orange, organic


250 03 93000 91495 orange, organic

250 03 93200 91495 orange, organic

BP-O07 / BP-S07

XLC Brake Pads

- For Shimano, Tektro and XLC (see use table)



BP-O08 / BP-S08

XLC Brake Pads

- For Magura Julie (until 2008)



BP-O09 / BP-S09

XLC Brake Pads

- For Magura Clara, Louise, Louise FR (until 2006), XLC Mod. 2 (until 2009)



250 03 93800 91495 orange, organic
250 03 93805 91995 golden, sintered

250 03 93600 91495 orange, organic
250 03 93605 91995 golden, sintered

250 03 93400 91495 orange, organic
250 03 93405 91995 golden, sintered

BP-O10 / BP-S10

XLC Brake Pads

- For Shimano BR-M 755 (Deore XT)



BP-O11 / BP-S11

XLC Brake Pads

- For Shimano BR-M 535, 585, 601, 665, 765, 775, 800, 965, 966, 975



BP-O12

XLC Brake Pads

- For Shimano BR-C 901 (Nexave) and Shimano BR-M 555 (Deore)



250 03 94000 91495 orange, organic
250 03 94005 91995 golden, sintered

250 03 94400 91495 orange, organic
250 03 94405 91995 golden, sintered

250 03 94200 91495 orange, organic



DISC BRAKE PADS

BP-O13 XLC Brake Pads

- For Magura Clara (until 2000) and Magura Louise (until 2001)



250 03 92800 91495 orange, organic

BP-O14 XLC Brake Pads

- For Magura Julie HP and Marta (from 2009 on) and Magura Louise (from 2007 on)



250 03 92900 91495 orange, organic

BP-O15 / BP-S15 XLC Brake Pads

- For Avid Code & Avid Code 5 (until 2010)



250 03 92300 91495 orange, organic
250 03 92305 91995 golden, sintered

BP-O16 / BP-S16 XLC Brake Pads

- For Formula Bianco, K18, K24, Formula Oro, Puro



250 03 92500 91495 orange, organic
250 03 92505 91995 golden, sintered

BP-O17 XLC Brake Pads

- For Avid BB5, Promax DSK 720, DSK 310, DSK 715, DSK 913, XLC BR-D02 mechanic



250 03 94500 91495 orange, organic

BP-O18 XLC Brake Pads

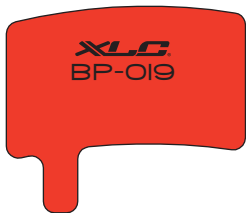
- For Hayes Dyno, Hayes Stroker Ryde



250 03 94600 91495 orange, organic

BP-O19 XLC Brake Pads

- For Hayes Stroker Carbon, Hayes Stroker Gram, Hayes Stroker Trail



250 03 94700 91495 orange, organic

BP-O20 XLC Brake Pads

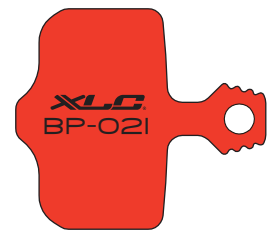
- For Shimano BR-M 810 (Saint)



250 03 93900 91495 orange, organic

BP-O21 / BP-S21 XLC Brake Pads

- For Avid Elixir (alle), Avid X0 (Sram), Avid XX (Sram)



250 03 95000 91495 orange, organic
250 03 95005 91995 golden, sintered

BP-O22 XLC Brake Pads

- For Hayes Stroke Ace



250 03 94800 91495 orange, organic

BP-O23 XLC Brake Pads

- For Tektro IOX, Tektro Lyra (unslotted pad)



250 03 94900 91495 orange, organic

BP-O24 / BP-S24 XLC Brake Pads

- For Avid BB7, Avid Juicy 3/5/7, Avid Juicy Carbon, Avid Ultimate




250 03 93700 91495 orange, organic
250 03 93705 91995 golden, sintered

DISC BRAKE PADS

BP-O25 / BP-S25 XLC Brake Pads

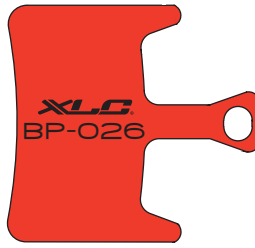
- For Shimano Alfine (from 2010 on), BR-M 675 (from 2011 on), BR-M 666, 785 (from 2012 on)



250 03 95100 91495 orange, organic
250 03 95105 91995 golden, sintered

BP-O26 XLC Brake Pads

- For Hayes Prime Expert, Hayes Prime Pro



250 03 95200 91495 orange, organic

BP-O28 XLC Brake Pads

- For Hope Mini X2, Hope Tech V2, Hope Tech X2



250 03 95400 91495 orange, organic

BP-O29 XLC Brake Pads

- For Hope Moto V2



250 03 95500 91495 orange, organic

BP-O30 XLC Brake Pads


- For Hope DH4, Hope E4, Hope M4



250 03 95600 91495 orange, organic

BP-O31 / BP-S31 XLC Brake Pads

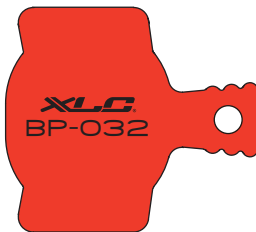
- For Formula Mega, Formula R0/R1/RX, Formula The One



250 03 95700 91495 orange, organic
250 03 95705 91995 golden, sintered

BP-O32 / BP-S32 XLC Brake Pads

- For Magura MT2, Magura MT4, Magura MT6, Magura MT8



250 03 95800 91495 orange, organic
250 03 95805 91995 golden, sintered

BP-O33 XLC Brake Pads

- For Tektro IOX, Lyra, Novela (2011) (slotted pad)



250 03 95900 91495 orange, organic

BP-O34 / BP-S34 XLC Brake Pads

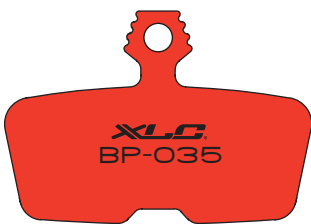
- For Avid X0 Trail (Sram)



250 03 96000 91495 orange, organic
250 03 96005 91995 golden, sintered

BP-O35 / BP-S35 XLC Brake Pads

- For Avid Code (from 2011 on)



250 03 96100 91495 orange, organic
250 03 96105 91995 golden, sintered

BP-O36 XLC Brake Pads

- For Tektro Volans, Auriga E-SUB, Auriga SUB, Auriga TWIN, SR Suntour XCC



250 03 96200 91495 orange, organic

BP-O37 XLC Brake Pads

- For Clarks CMD-8, CMD-11 mechanic, CMD-16



250 03 96300 91495 orange, organic



DISC BRAKE PADS

BP-O38 / BP-S38 XLC Brake Pads

- For Magura MT5,7



BP-O39 XLC Brake Pads

- For Alhonga SNG mechanical, Zoom

NEW!



BP-O40 / BP-S40 XLC Brake Pads

- For Tektro Dorado

NEW!



250 03 96400 91495 orange, organic
250 03 96405 91995 golden, sintered

250 03 96500 91495 orange, organic

250 03 96600 91495 orange, organic
250 03 96605 91995 golden, sintered

BP-O41 / BP-S41 XLC Brake Pads

- For Shimano Ultegra

NEW!



BP-O42 XLC Brake Pads

- For Magura MT5

NEW!



BP-O43 XLC Brake Pads

- For Sram DB

NEW!



250 03 96700 91495 orange, organic
250 03 96705 91995 golden, sintered

250 03 96800 91495 orange, organic

250 03 96900 91495 orange, organic

BP-O44 / BP-S44 XLC Brake Pads

- For Sram Red

NEW!



250 03 97000 91495 orange, organic
250 03 97005 91995 golden, sintered

IMPORTANT SAFETY WARNING

If possible, please always compare the brake pads before purchase with the pads installed in your brake. Always check both brake pads for wear and remember the exact mounting position of the old brake pads before you exchange them. Please always note the instructions of the disc brake manufacturer when installing your new brake pads and stick to the torque recommendations.

DISC BRAKE PADS



BP-O07 / BP-O32 / BP-O21
NEW: BP-O25 / BP-O31

XLC Brake Pads
In Workshop Box (25 Units)

- Per set (1 set = 2 pads)
- organic brake pads
 (orange brake pad rear side)



image: BP-O32

- 203 96 01000 **BP-O07**, workshop box with 25 units for Shimano, Tektro und XLC (see use tablet)
- 203 96 01300 **BP-O25**, workshop box with 25 units for Shimano Alfine, BR-M 675, BR-M 666, BR-M785
- 203 96 01400 **BP-O31**, workshop box with 25 units for Formula Mega, Formula R0/R1/RX, Formula The One
- 203 96 01100 **BP-O32**, workshop box with 25 units for Magura MT2, Magura MT4, Magura MT6, Magura MT8
- 203 96 01200 **BP-O21**, workshop box with 25 units for Avid Elixir (all), Avid X0 (Sram), Avid XX (Sram)

XLC Brake Pads With Carbon Base Plate

- Per set (1 set = 2 pads)
- Carbon base plate, vibration absorbing, noise reducing
- 60 % lighter than standard pads
- Organic pads for all weather conditions
- Balanced relation between braking performance and long durability

BP-C07 XLC Carbon Brake Pads

- For Shimano, Tektro and XLC (see use tablet)

BP-C11 XLC Carbon Brake Pads

- For Shimano BR-M 535, 585, 601, 665, 765, 775, 800, 965, 966, 975



250 03 93806 92295 carbon, organic

250 03 94406 92295 carbon, organic

BP-C21 XLC Carbon Brake Pads


- For Avid Elixir (all), Avid X0 (Sram), Avid XX (Sram)

BP-C25 XLC Carbon Brake Pads

- For Shimano Alfine (from 2010), BR-M 675 (from 2011), BR-M 666, 785 (from 2012)

BP-C31 XLC Carbon Brake Pads

- For Formula Mega, Formula R0/R1/RX, Formula The One



250 03 95006 92295 carbon, organic

250 03 95106 92295 carbon, organic

250 03 95706 92295 carbon, organic



DISC BRAKE PADS



XLC Brake Pads With Exchangeable Cooling Ribs

- Per set (1 set = 2 pads)
- Exchangeable cooling ribs
- Preventive heat protection
- Reduction of brake pad temperature by 50%
- Optimizes the braking performance
- 100% longer durability
- Reduces brake noise
- Brake pad rear side orange: organic pad for all weather conditions
- Balance between braking performance and long durability

Caution: Due to the different brake pad thicknesses a retrofit with conventional brake pads is not possible!

BP-H11 XLC Brake Pads With Exchangeable Cooling Ribs

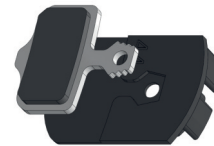
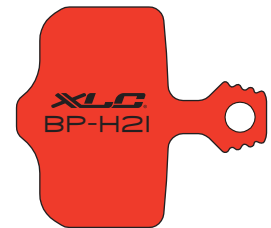
- For Shimano BR-M 535, 585, 601, 665, 765, 775, 800, 965, 966, 975



250 03 94407 92295 orange, organic, with exchangeable cooling ribs

BP-H21 XLC Brake Pads With Exchangeable Cooling Ribs

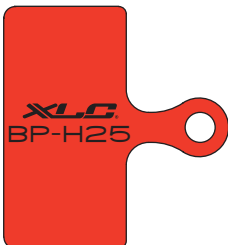
- For Avid Elixir (all), Avid X0 (Sram), Avid XX (Sram)



250 03 95007 92295 orange, organic, with exchangeable cooling ribs

BP-H25 XLC Brake Pads With Exchangeable Cooling Ribs


- For Shimano Alfine (from 2010), BR-M 675 (from 2011), BR-M 666, 785 (from 2012)



250 03 95107 92295 orange, organic, with exchangeable cooling ribs

BP-H31 XLC Brake Pads With Exchangeable Cooling Ribs


- For Formula Mega, Formula R0/R1/RX, Formula The One



250 03 95707 92295 orange, organic, with exchangeable cooling ribs

BP-H32 XLC Brake Pads With Exchangeable Cooling Ribs

- For Magura MT2, Magura MT4, Magura MT6, Magura MT8



250 03 95807 92295 orange, organic, with exchangeable cooling ribs

HEADSETS & ACCESSORY

HEADSET | FEATURES



/// 1 1/8 inches

1 1/8 inches headsets are compatible with 1 1/8 inches steering tubes (outer Ø of the tube: 28.6mm)



/// 1 inch

1 inch headsets are compatible with 1 inch steering tubes (outer Ø of the tube: 25.4mm)



/// A-headset

In A-headset systems, the stem is fastened externally to the steering tube. A thread on the steering tube is no longer necessary, thus the fork manufacturers have the possibility to produce steering tubes with thinner walls and to use other materials, e.g. carbon. Hence, the A-headset system offers a weight advantage and facilitates assembly.



/// Semi-integrated

In semi-integrated headsets, the bearing shells are grouted into the head tube of the frame, however, the bearing direction is within the head tube, which results in a lower weight and a lower height.



/// Integrated

In integrated headset systems, the bearing shells are integrated in advance into the frame and the shells are not grouted, which results in a lower weight and a lower height.



/// Cartridge bearing

Cartridge or cartridge bearings are today's most used bearing types in bicycles: All necessary rolling bearings are inserted, adjusted and pressed into a so-called cartridge by the manufacturer. Thus, the bearings are well protected against dust and dirt and do not have to be adjusted when mounting. They are therefore completely maintenance-free.

AP-S01 XLC A-Head Plugs

- With claw
- Aluminium



250 05 20000	9595	1", silver	250 05 20607	9795	1.1/8", red
250 05 20200	9595	1", black	250 05 20609	9795	1.1/8", blue
250 05 20400	9595	1.1/8", silver	250 05 20611	9795	1.1/8", titanium
250 05 20600	9595	1.1/8", black	250 05 20616	9795	1.1/8", orange
			250 05 20618	9795	1.1/8", lime green

AS-A02 XLC A-Head Spacer Set Aluminium

- Ø1" (25.4mm)
- Ø1 1/8" (28.6mm)
- Consists of:
 - 3 x 5mm,
 - 1 x 10mm,
 - 1 x 15mm



250 05 31000	9795	1", black matt	250 05 31509	9895	1 1/8", blue
250 05 31500	9795	1 1/8", black matt	250 05 31511	9895	1 1/8", titanium
250 05 31501	9995	1 1/8", black gloss	250 05 31516	9895	1 1/8", orange
250 05 31507	9895	1 1/8", red	250 05 31518	9895	1 1/8", lime green

AP-C01 XLC A-Head Plug

- For carbon fork
- Carbon cap
- Approx. 40g (25mm)



250 05 30000	91895	Ø22-23mm, 25mm
250 05 30100	91895	Ø23-24mm, 25mm
250 05 30200	91895	Ø24-25mm, 25mm

AS-A01 XLC A-Head Spacer


- For semi-integrated headset
- Conical shape
- Height: 18mm
- 1 1/8"



250 05 30500	9995	black
--------------	------	-------



HEADSETS & ACCESSORY



AS-C01 XLC A-Head Spacer-Set Carbon

- Material: Carbon
- Ø1 1/8" (28.6mm)
- Consists of:
3 x 5mm, 1 x 10mm, 1 x 15mm



250 05 31600 91295 Carbon

AS-A04 XLC A-Head Spacer Aluminium, Per Unit

- Aluminium
- Single packaging

NEW!



AS-C03 XLC A-Head Spacer Carbon, Per Unit

- Carbon
- Single packaging

NEW!



XLC code	item no.	code	diameter	height	colour	material
AS-A04	250 05 32000	9195	1"	5mm	black	aluminium
AS-A04	250 05 32010	9195	1"	10mm	black	aluminium
AS-C03	250 05 32100	9295	1"	10mm	black	carbon
AS-A04	250 05 32020	9195	1 1/8"	5mm	black	aluminium
AS-C03	250 05 32110	9295	1 1/8"	5mm	black	carbon
AS-A04	250 05 32030	9195	1 1/8"	10mm	black	aluminium
AS-C03	250 05 32120	9295	1 1/8"	10mm	black	carbon
AS-C03	250 05 32130	9295	1 1/8"	15mm	black	carbon
AS-A04	250 05 32040	9195	1 1/8"	20mm	black	aluminium
AS-C03	250 05 32140	9295	1 1/8"	20mm	black	carbon
AS-A04	250 05 32050	9295	1.5"	5mm	black	aluminium
AS-A04	250 05 32060	9295	1.5"	10mm	black	aluminium
AS-A04	250 05 32070	9395	1.5"	20mm	black	aluminium



HEADSETS & ACCESSORY



USE / TECHNICAL DATA HEADSETS

product identification		steerer tube versions			installation dim. Ø mm
XLC code	item no.	type	diameter	conus Ø mm	
HS-S01	250 05 00100	thread	1" (22.2 mm)	26.4mm	30.0mm
HS-S01	250 05 00000	thread	1" (22.2 mm)	26.4mm	34.0mm
HS-S03	250 05 01000	thread	1" (22.2 mm)	26.4mm	30.2mm
HS-S03	250 05 01200	thread	1" (22.2 mm)	26.4mm	30.2mm
HS-S03	250 05 01400	thread	1" (22.2 mm)	27.0mm	30.0mm
HS-S03	250 05 01600	thread	1" (22.2 mm)	27.0mm	30.0mm
HS-S01	250 05 00200	thread	1" (22.2 mm)	27.0mm	34.0mm
HS-S02	250 05 00500	thread	1 1/8" (25.4 mm)	30.0mm	34.0mm
HS-S02	250 05 00700	thread	1 1/8" (25.4 mm)	30.0mm	34.0mm
HS-I04	250 05 02000	thread	1 1/8" (25.4 mm)	30.0mm	44.0mm
HS-I04	250 05 02200	thread	1 1/8" (25.4 mm)	30.0mm	44.0mm
HS-A01	250 05 02500	A-head	1" (25.4 mm)	26.4mm	30.2mm
HS-A01	250 05 02600	A-head	1" (25.4 mm)	26.4mm	30.2mm
HS-A06	250 05 04800	A-head	1" (25.4 mm)	26.4mm	30.2mm
HS-A06	250 05 04900	A-head	1" (25.4 mm)	26.4mm	30.2mm
HS-A07	250 05 05000	A-head	1" (25.4 mm)	27.0mm	30.0mm
HS-A07	250 05 05100	A-head	1" (25.4 mm)	27.0mm	30.0mm
HS-I09	250 05 02300	A-head	1 1/8" (28.6 mm)	30.0mm	44.0mm
HS-A02	250 05 03000	A-head	1 1/8" (28.6 mm)	30.0mm	34.0mm
HS-A04	250 05 04000	A-head	1 1/8" (28.6 mm)	30.0mm	34.0mm
HS-A03	250 05 04400	A-head	1 1/8" (28.6 mm)	30.0mm	34.0mm
HS-A03	250 05 04500	A-head	1 1/8" (28.6 mm)	30.0mm	34.0mm
HS-A05	250 05 04600	A-head	1 1/8" (28.6 mm)	30.0mm	34.0mm
HS-A08	250 05 05300	A-head	1,1/8 (28.6 mm)	30.0mm	34.0mm
HS-A08	250 05 05400	A-head	1 1/8" (28.6 mm)	30.0mm	34.0mm
HS-I03	250 05 05700	A-head	1 1/8" (28.6 mm)	30.0mm	44.0mm
HS-I02	250 05 05800	A-head	1 1/8" (28.6 mm)	30.0mm	44.0mm
HS-I02	250 05 05900	A-head	1 1/8" (28.6 mm)	30.0mm	44.0mm
HS-I01	250 05 06500	A-head	1 1/8" (28.6 mm)	30.0mm	41.0mm
HS-A10	250 05 08800	A-head	1,1/8 (28.6 mm)	30.0mm	49.7mm
HS-A09	250 05 08700	A-head	1,5" (38.1 mm)	38.8mm	49.7mm
HS-I06	250 05 07500	A-head, tapered	1 1/8 - 1 1/4" (28.6 mm)	33.0mm	41.8-46.9mm
HS-I07	250 05 08000	A-head, tapered	1 1/8 - 1 1/4" (28.6 mm)	33.0mm	41.4-50.6mm
HS-I05	250 05 07000	A-head, tapered	1 1/8 - 1.5" (28.6 mm)	30.0/39.8mm	41.8-52.0mm
HS-I08	250 05 08500	A-head, tapered	1 1/8 - 1.5" (28.6 mm)	30.0/39.8mm	44.0-55.0mm
HS-I10	250 05 08600	A-head, tapered	1 1/8 - 1.5" (28.6 mm)	30.0/39.8mm	44.0-49.7mm
HS-I11	250 05 08900	A-head, tapered	1 1/8 - 1.5" (28.6 mm)	39.8mm	44-56mm
HS-I12	250 05 09000	A-head	1 1/8" (28.6 mm)	30.0mm	44mm



frame versions		headset design			
construction height mm (top/bottom/total)	design	material	colour	bearing	weight in grams
24.0 / 9.5 / 33.5mm	classic EC30/22.2 EC30/26.4	steel	silver	ball bearing	160g
24.0 / 9.5 / 33.5mm	classic EC30/22.2 EC30/26.4	steel	silver	ball bearing	160g
25.8 / 11.7 / 34.5mm	classic EC30.2/22.2 EC 30.2/26.4	aluminium	black	cartridge	110g
25.8 / 11.7 / 34.5mm	classic EC30.2/22.2 EC 30.2/26.4	aluminium	silver	cartridge	110g
25.8 / 11.7 / 34.5mm	classic EC30/22.2 EC 30/27	aluminium	black	cartridge	110g
25.8 / 11.7 / 34.5mm	classic EC30/22.2 EC 30/27	aluminium	silver	cartridge	110g
24.0 / 9.5 / 33.5mm	classic EC34/22.2 EC 34/27	steel	silver	ball bearing	160g
23.5 / 10.0 / 34.0mm	classic EC34/25.4 EC 34/30	steel	silver	ball bearing	160g
23.5 / 10.0 / 34.0mm	classic EC34/25,4 EC 34/30	steel	black	ball bearing	160g
15.2 / 3.0 / 18.2mm	semi-integrated ZS44/25.4 ZS44/30	steel	black	semi-cartridge	153g
15.2 / 3.0 / 18.2mm	semi-integrated ZS44/25.4 ZS44/30	steel	silver	semi-cartridge	153g
26.7 / 14.5 / 41.2mm	classic EC30.2/25.4 EC30.2/26.4	aluminium	black	semi-cartridge	102g
26.7 / 14.5 / 41.2mm	classic EC30.2/25.4 EC30.2/26.4	aluminium	silver	semi-cartridge	102g
11.45 / 11.05 / 22.5mm	classic EC30.2/25.4 EC30.2/26.4	steel	black	semi-cartridge	101g
11.45 / 11.05 / 22.5mm	classic EC30.2/25.4 EC30.2/26.4	steel	silver	semi-cartridge	101g
11.45 / 11.05 / 22.5mm	classic EC30/25.4 EC30,2/27	steel	black	semi-cartridge	101g
11.45 / 11.05 / 22.5mm	classic EC30/25,4 EC30,2/27	steel	silver	semi-cartridge	101g
10.1 / 5.5 / 15.6mm	semi-integrated ZS44/28,6 ZS44/30	CroMo	black	ball bearing	130g
17.0 / 13.5 / 30.5mm	classic EC34/28.6 EC34/30	steel	black	ball bearing	200g
12.0 / 11.0 / 23.0mm	classic EC34/28.6 EC34/30	steel	black	ball bearing	139g
15.2 / 12.4 / 27.6mm	classic EC34/28.6 EC34/30	aluminium	black	ball bearing	101g
15.2 / 12.4 / 27.6mm	classic EC34/28.6 EC34/30	aluminium	silver	ball bearing	101g
27.7 / 11.5 / 39.2mm	classic EC34/28.6 EC34/30	aluminium	black	cartridge	90g
15.4 / 11.8 / 27.2mm	classic EC34/28.6 EC34/30	aluminium	black	cartridge	112g
15.4 / 11.8 / 27.2mm	classic EC34/28.6 EC34/30	aluminium	silver	cartridge	112g
5.5 / 3.0 / 8.5mm	semi-integrated ZS44/28.6 ZS44/30	aluminium	black	ball bearing	117g
7.3 / 2.0 / 9.3mm	semi-integrated ZS44/28.6 ZS44/30	aluminium	black	cartridge	80g
7.3 / 2.0 / 9.3mm	semi-integrated ZS44/28.6 ZS44/30	aluminium	silver	cartridge	80g
11.05 / 0.65 / 11.7mm	fully-integr. IS41/28.6 IS41/30	aluminium	black	cartridge	50g
17.0 / 14.1 / 31.1mm	semi-integr. ZS49.7/28.6 ZS49.7/30	CroMo	black	cartridge	335g
17.0 / 14.1 / 31.1mm	semi-int. ZS49.7/38.1 ZS49.7/38.8	CroMo	black	cartridge	335g
7.8 / 0.8 / 8.6mm	fully-integr. IS41.8/28.6 IS46.9/33	aluminium	black	cartridge	74g
18.2 / 3.5 / 21.7mm	semi-integr. ZS41.4/28.6 ZS50.6/33	aluminium	black	cartridge	113g
8.8 / 0.7 / 9.5mm	fully-integr. IS41.8/28.6 IS52/39.8	aluminium	black	cartridge	75g
7.3 / 3.0 / 10.3mm	semi-integr. ZS 44/28.6 ZS55/39.8	aluminium	black	cartridge	95g
10.1 / 14.1 / 24.2mm	semi-integr. ZS 44/28.6 ZS49.7/39.8	alu/CroMo	black	cartridge	226g
17.9 / 3.3 / 21.2mm	semi-integr. ZS44/28.6 ZS56/39.8	aluminium	black	semi-cartridge	116g
17.9 / 2.5 / 20.4 mm	semi-integr. ZS44/28.6 ZS44/30.0	aluminium	black	semi-cartridge	98g

HS-S01 XLC Headset

- Material: steel, chromed
- Height: 24+9.5=33.5mm
- 8 pieces, approx. 160g



HS-S02 XLC Headset

- Material: steel
- Dimensions: Ø 25.4/34.0/30.0mm, sealed
- Height: 23.5+10.5=34mm
- 9 pieces, approx. 160g



HS-S03 XLC Comp Headset Black

- Material: aluminium
- Dim.: Ø 22.2/30.2/26.4mm (22.2/30.0/27.0mm)
- Cartridge, waterproof
- Height: 25.8+11.7=37.5mm
- 6 pieces, approx. 110g



250 05 00000 91095 Ø 22.2/34.0/cone 26.4mm
 250 05 00100 91095 Ø 22.2/30.0/cone 26.4mm
 250 05 00200 91095 Ø 22.2/34.0/cone 27.0mm

250 05 00500 91095 1 1/8", cone 30.0mm, chromed
 250 05 00700 91095 1 1/8", cone 30.0mm, black

250 05 01000 93195 1", cone 26.4mm, black
 250 05 01400 93195 1", cone 27.0mm, black

HS-S03 XLC Comp Headset Silver

- Material: aluminium
- Dim.: Ø 22.2/30.2/26.4mm (22.2/30.0/27.0mm)
- Cartridge, waterproof
- Height: 25.8+11.7=37.5mm
- 6 pieces, approx. 110g



HS-I04 XLC Headset Semi-Integrated

- Semi-cartridge, sealed mechanism
- Material: steel
- Dim.: Ø 25.4/44/30.0mm
- Height: 15.2+3.0=18.2mm
- 9 pieces, approx. 153g



250 05 01200 93195 1", cone 26.4mm, silver
 250 05 01600 93195 1", cone 27.0mm, silver

250 05 02000 91495 1 1/8", cone 30.0mm, black
 250 05 02200 91495 1 1/8", cone 30.0mm, silver

HS-A02 XLC Comp A-Head Headset

- For MTB, Freeride, material: steel/CroMo
- Lower cone Heavy Duty CroMo 4mm
- Dimensions: Ø 28.6/34.0/30.0mm
- Height: 17+13.5=30.5mm
- 10 pieces, approx. 200g



HS-A04 XLC A-Head Headset MTB

- Material: steel
- Dimensions: Ø 28.6/34.0/30.0 mm
- Height: 12+11=23mm
- 5 pieces, approx. 139g



HS-A03 XLC A-Head Headset MTB

- Material: aluminium
- Dimensions: Ø 28.6/34.0/30.0mm
- Height: 15.2+12.4=27.6mm
- 9 pieces, approx. 101g



250 05 03000 93795 1 1/8" cone Ø 30.0mm, black

250 05 04000 91695 1 1/8" cone Ø 30.0mm, black

250 05 04400 93795 1 1/8" cone Ø 30.0mm, black
 250 05 04500 93795 1 1/8" cone Ø 30.0mm, silver





HS-A05 XLC Comp A-Head Headset

- Cartridge bearing, waterproof
- Material: aluminium
- Dimensions: Ø28.6/34/30mm
- Height: 27.7 + 11.5 = 39.2mm
- 6 pieces, approx. 90g



250 05 04600 93795 1 1/8" cone Ø30.0mm, black

HS-A06 XLC A-Head Headset

- Semi cartridge
- Material: steel
- Dimensions: Ø25.4/30.2/26.4mm
- Height: 22.5mm
- 6 pieces, approx. 101g



250 05 04800 91995 1" cone Ø26.4mm, black
250 05 04900 91995 1" cone Ø26.4mm, silver

HS-A07 XLC A-Head Headset

- Semi cartridge
- Material: steel
- Dimensions: Ø25.4/30.0/27.0mm
- Height: 22.5mm
- 6 pieces, approx. 101g



250 05 05000 91995 1" cone Ø 27.0mm, black
250 05 05100 91995 1" cone Ø 27.0mm, silver

HS-A09 XLC Comp A-Head Headset

- Cartridge sealed
- Material: CroMo
- Dimensions: Ø38.1/49.7/39.8mm
- Height: 17 + 14.1 = 31.1mm
- 7 pieces, approx. 335g



250 05 08700 95995 1.5" cone Ø39.8mm, black

HS-A10 XLC Comp A-Head Headset

- Cartridge, sealed, for 1 1/8" fork
- Material: CroMo
- Dimensions: Ø28.6/49.7/30.0mm
- Height: 17 + 14.1 = 31.1mm
- 7 pieces, approx. 335g



250 05 08800 95995 1.5" cone Ø30.0mm, black

HS-A08 XLC Comp A-Head Headset

- Cartridge, sealed
- Material: aluminium
- Dimensions: Ø28.6/34.0/30.0mm
- Height: 15.4 + 11.8 = 27.2mm
- 7 pieces, approx. 112g



250 05 05300 93795 1 1/8" cone Ø30.0mm, black
250 05 05400 93795 1 1/8" cone Ø30.0mm, silver

HS-I09 XLC Comp A-Head Headset Semi-Integrated

- Semi-integrated for Freeride, Jumping
- Material: CroMo bearing shells, alu casing
- Dimensions: Ø28.6/44/30mm
- Height: 10.1 + 5.5 = 15.6mm
- 10 pieces, approx. 130g



250 05 02300 93895 1 1/8", cone, Ø30.0mm, black

HS-I03 XLC A-Head Headset Semi-Integrated

- Material: aluminium, semi-integrated
- Dimensions: Ø28.6/44.0/30.0mm
- Height: 5.5 + 3 = 8.5mm
- 5 pieces, approx. 117g



250 05 05700 91495 1 1/8" cone Ø30.0mm, black

HS-I08 XLC Comp A-Head Headset Semi-Integrated

- Tapered (1 1/8 - 1.5"), semi-integrated
- Cartridge, sealed, material: aluminium
- Dimensions: Ø28.6/44-55/39.8mm (plus fork cone 30.0mm)
- Height: 7.3 + 3.0 = 10.3mm
- 5 pieces, approx. 95g



250 05 08500 94995 1 1/8 - 1.5", black

HS-110 XLC Comp A-Head Headset Semi-Integrated

- Tapered (1 1/8 - 1.5"), semi-integrated
- Cartridge, sealed, CroMo bearing shells
- Dimensions: Ø28.6/44-49.7/39.8mm (plus fork cone 30.0mm)
- Height: 10.1 + 14.1= 24.2mm
- Aluminium casing, 9 pieces, approx. 226g



250 05 08600 95895 1 1/8 - 1.5", black

HS-102 XLC Comp A-Head Headset Semi-Integrated

- Cartridge, sealed, semi-integrated
- Material: aluminium
- Dimensions: Ø28.6/44.0/30.0mm
- Height: 7.3 + 2 = 9.3mm
- 8 pieces, approx. 80g



250 05 05800 93395 1 1/8" cone Ø30.0mm, black
250 05 05900 93395 1 1/8" cone Ø30.0mm, silver

HS-107 XLC Comp A-Head Headset Semi-Integrated

- Tapered (1 1/8 - 1 1/4")
- Cartridge, sealed, semi-integrated
- Material: aluminium
- Dimensions: Ø28.6/41.4-50.6/33.0mm
- Height: 18.2 + 3.5=21.7mm
- 7 pieces, 113g



250 05 08000 93995 1 1/8"- 1 1/4", black

HS-101 XLC Comp A-Head Headset Integrated

- Cartridge, sealed, integrated
- Material: aluminium
- Dimensions: Ø28.6/41.0/30.0mm
- Height: 11.05+0.65=11.7mm
- 5 pieces, approx. 50g



250 05 06500 93995 1 1/8" cone Ø30.0mm, black

HS-105 XLC Comp A-Head Headset Integrated

- Tapered (1 1/8 - 1.5")
- Cartridge, sealed, integrated, material:aluminium
- Dimensions: Ø28.6/41.8-52/39.8mm (plus fork cone 30.0mm)
- 45/45°
- Height: 8.8 + 0.7=9.5mm
- 5 pieces, approx. 75g



250 05 07000 94995 1 1/8 - 1.5", black

HS-106 XLC Comp A-Head Headset Integrated

- Tapered (1 1/8 - 1 1/4")
- Cartridge, sealed, integrated, material: aluminium
- Dimensions: Ø28.6/41.8-46.9/33.0mm
- 45/45°
- Height: 7.8 + 0.8=8.6mm
- 5 pieces, approx. 74g



250 05 07500 94795 1 1/8"- 1 1/4", black

HS-111 XLC Comp A-Head Headset Semi-Integriert

- Tapered (1 1/8 - 1.5") With handlebar turn radius (handlebar range to respectively 60° possible)
- Semi cartridge, aluminium
- Dimensions: Ø28.6/44-56/39.8mm
- Height: 17.9 + 3.3= 21.2mm
- 7 pieces, approx. 116g



250 05 08900 93495 1 1/8 - 1.5" tapered

HS-112 XLC Comp A-Head Headset Semi-Integriert

- With handlebar turn radius (handlebar range to respectively 60° possible)
- Semi cartridge, aluminium
- Dimensions: Ø28.6/44.0/30.0mm
- Height: 17.9 + 2.5= 20.4mm
- 7 pieces, approx. 98g



250 05 09000 92995 1 1/8, cone 30.0, black



FORKS

**BF-A01** XLC A-Head Fork 26"

- For frames with suspension fork geometry
- With cantilever socket and low rider eyelets
- Ø1 1/8" (28.6mm)
- Material aluminium 6061
- Material steerer tube: Hi Ten, subsequent thread-cutting possible
- Steerer tube length 275mm, cone Ø 30mm, wheel passage 363mm
- Cable routing for hub dynamo



250 05 40000 97995 Ø 28,6mm, 275mm steerer tube, black

BF-A02 XLC A-Head Fork 28"

- For frames with suspension fork geometry
- Ø1 1/8" (28.6mm)
- Material aluminium 6061
- Material steerer tube: Hi Ten, subsequent thread-cutting possible
- Steerer tube length 275mm, cone Ø30mm, wheel passage 390mm
- With cantilever socket and low rider eyelets
- Cable routing for hub dynamo



250 05 40500 97995 Ø28.6mm, 275mm steerer tube, black

BF-A02 XLC A-Head Fork 28"

- For frames with suspension fork geometry
- Ø1 1/8" (28.6mm)
- Material aluminium 6061
- Material steerer tube: Hi Ten, subsequent thread-cutting possible
- Steerer tube length 275mm, cone Ø30mm, wheel passage 390mm
- With cantilever socket and low rider eyelets
- Cable routing for hub dynamo



250 05 40600 97995 Ø28.6mm, 275mm steerer tube, white

BF-A02 XLC A-Head Fork 28"

- For frames with suspension fork geometry
- Ø1 1/8" (28.6mm)
- Material aluminium 6061
- Material steerer tube: Hi Ten, subsequent thread-cutting possible
- Steerer tube length 275mm, cone Ø30mm, wheel passage 390mm
- With cantilever socket and low rider eyelets
- Cable routing for hub dynamo



250 05 40700 97995 Ø28.6mm, 275mm steerer tube, silver

SPECIALS

**AS-A03** XLC A-Head Spacer With Integrated Cable Routing

- Ø1 1/8" (28.6 mm)
- 10 mm
- Aluminium
- Weight: 12g



250 05 31700 9495 10mm, 1 1/8" aluminium, incl cable guide

CARRIERS | FEATURES



/// Aluminium carrier

The aluminium used for the construction minimises the weight of the carrier and makes it resistant against corrosion. Moreover, aluminium carriers are considerably more stable than those made of steel wire, which tends to bend easily.



/// Lowrider carrier

The term Lowrider refers to carriers mounted on the front wheel fork. The luggage is placed left and right to the front wheel. Thus, the centre of gravity lies very low and the riding stability remains good even under full load. You can consult your XLC retailer as to the compatibility of the respective XLC Lowrider carrier with your bike.



/// With spring flap

The spring flap is a special flap which serves to fix luggage quickly and easily onto the carrier by a spring.



/// With pump hooks

It is often difficult to find the right space for a pump on your bike. However, it is extremely important, especially on tours, to carry an efficient pump. Therefore, some XLC carriers feature so-called pump hooks as standard. Pump hooks are dowel-shaped adapters on the carrier on which special clamp pumps can be mounted tool-free. Your pump is thus never far away.



/// System carrier & accessory

With the system carrier 'XLC by CarryMore' it is possible to fix different accessories such as bags, baskets and bike cases easily. The system consists of a base plate which can be mounted to the different bags, baskets or cases. Thus your luggage can be easily clicked onto and also removed quickly from your carrier.

Thanks to the switch button-locking, the luggage is fixed safely onto the carrier. XLC offers different bags, baskets and a bike case where the base plate is already pre-mounted. As an alternative the 'XLC by Carry More' adapter plate can be mounted on the bags, baskets or cases you already have.



SYSTEM CARRIER & ACCESSORY

RP-R10 XLC Alu System Carrier

- Incl. switch button for system accessory
- Precision welded
- Rear light mount
- Dimensions of carrier: 410 x 126mm
- With spring flap
- Maximum load: 25kg
- Incl. rear mounting parts



250 06 03000 93995 black, 26" - 28"

RP-R11 XLC Alu System Carrier

- Incl. switch button for system accessory
- Precision welded
- Rear light mount
- Dimensions of carrier: 410 x 126mm
- With spring flap
- With pump hook
- Maximum load: 25kg
- Incl. rear mounting parts



250 06 03100 93795 black, 26" -28" with bag bracket



RP-R12 XLC System Carrier For Seat Post Mounting

- Suitable for XLC Carry More system accessory, incl. switch button lock
- Precision welded, aluminium 6061T6
- With rear light mount and spring flap
- Tool-free mounting Ø 25.4 - 31.8mm
- Weight: 822g, carrier: 380x105mm, Ø10mm
- Maximum load: 10kg



carry more by XLC

250 06 03200 93995 black, for seat post mount

RP-R13 XLC Alu System Carrier

- Suitable for XLC Carry More system accessory, incl. switch button lock
- Precision welded, incl. rear mounting parts
- With rear light mount, spring flap and pump hook (240mm), (only for 24")
- Weight: 721g (20"), 741g (24"), Dimensions of carrier: 400x135mm, Ø10mm
- Maximum load: 25kg



carry more by XLC

250 06 03300 93595 black, 20"
250 06 03310 93595 black, 24"

RP-R14 XLC Alu System Carrier

- Suitable for XLC Carry More system accessory, incl. switch button lock
- Precision welded, incl. rear mounting parts
- With rear light mount, spring flap and pump hook (240mm)
- Weight: 900g, Dimensions of carrier: 400 x 125mm Ø 10mm
- Maximum load: 25kg



carry more by XLC

250 06 03320 93995 black, 26-29", with bag bracket

RP-R15 XLC Alu System Carrier FATBIKE

- Suitable for XLC Carry More system accessory, incl. switch button lock
- Precision welded, incl. rear mounting parts
- With rear light mount, spring flap and pump hook (240mm)
- Dimensions of carrier: 400x138mm, Ø10mm
- Maximum load: 25kg



carry more by XLC

250 06 03330 93995 black, Fatbike, with bag bracket

RP-R16 XLC Alu System Carrier RETRO

- Suitable for XLC Carry More system accessory, incl. switch button lock
- Precision welded, tube diameter Ø 16mm, incl. rear mounting parts
- With rear light mount, spring flap and pump hook (240mm)
- Dimensions of carrier: 370x147mm, Ø16mm
- Maximum load: 25kg



Caution:
When mounting the lateral bags, please use the XLC Carry More pannier set RP-X15 (250 06 04010).



carry more by XLC

250 06 03350 93795 black, retro, 26/28"
250 06 03352 93795 chrome, retro, 26/28"



BA-B04 XLC System Rear Wheel Basket

- Including system adapter plate
- Without switch button lock
- For XLC system carriers
- Suitable for Carry More systems
- 415 x 324 x 215mm



incl. adapter plate



250 21 20000 92995 black

BA-B05 XLC Aluminium System Rear Wheel Basket

- Including system adapter plate
- Without switch button lock
- For XLC system carriers
- Suitable for Carry More systems
- 400 (Basis350) x 315 (Basis255) x 200mm, weight: approx. 1220g



incl. adapter plate



250 21 20100 94495 silver

BA-B07 XLC Polyrattan Rear Wheel Basket Carry More

- Chamfered design, especially for XLC Carry More system carriers
- Incl. adapter plate, without switch button lock
- Dimensions: 440 (Basis 355) x 350 (Basis270) x 240/200 mm, Weight: 1340g
- Flexible basket cover BA-X02 with mount clips optionally available!



incl. adapter plate



250 21 20200 93495 polyrattan basket, anthracite
 250 21 20210 93495 polyrattan basket, brown
 250 21 20400 9495 Flexible basket cover (mountable along and across) BA-X02

BA-B08 XLC Plastic Rear Wheel Basket Carry More

- Chamfered design, especially for XLC Carry More system carriers
- Incl. adapter plate, without switch button lock
- Dimensions: 450 (Basis 380) x 340 (Basis260) x 250/200 mm, Weight: 1305g
- Flexible basket cover BA-X02 with mount clips optionally available!



incl. adapter plate



250 21 20300 93495 plastic basket, anthracite
 250 21 20400 9495 flexible basket cover (mountable along and across) BA-X02

BA-B03 XLC System Cargo Box

- For XLC system carriers
- Suitable for Carry More systems
- Incl. system adapter plate
- Without switch button lock
- Lockable
- With ergonomic handle
- Remove button
- Dimensions: 40 x 25 x 17cm
- Approx. 12l of cargo



incl. adapter plate



250 17 80100 94995 black

BA-B06 XLC Cargo Box Carry More

- Especially for XLC Carry More system carrier
- Incl. adapter plate, without switch button lock
- Material: EVA, foam compound, rubbered handle, reflective zipper
- Dimensions: 42 x 27 x 22cm, approx. 12 l of cargo (e.g. suitable for helmet)
- Weight: approx. 1200g (incl. adapter plate)



incl. adapter plate



250 17 80300 96495 black



BA-W21 XLC System Carrier Bag Carry More

- For XLC system carriers
- Suitable for Carry More systems
- Incl. system adapter plate
- **Without switch button lock**
- 100% waterproof
- Reflex zones
- Roll closure
- Handle
- Material: 500D PVC
- Dimensions: approx. 40 x 12 x 35cm
- Approx. 16l of cargo
- Weight: approx. 1100g



250 17 05700 94995 black/graphite, waterproof

BA-S63 XLC Double Bag Carry More

- **Especially for XLC Carry More system carriers**
- Incl. adapter plate, without switch button lock
- Material: 600D Polyester, with reflex zones and stamped logotype



250 17 16210 98995 black/anthracite
Dimensions: 29 x 14 x 34cm, approx. 30l of cargo

BA-S47 XLC System Carrier Bag Carry More

- For XLC system carriers
- Suitable for Carry More systems
- Incl. system adapter plate
- **Without switch button lock**
- Flattened shape, fits under the saddle
- Material: 600D Polyester
- Reflex zones
- 2 outer side zipper pockets
- 1 mesh inner pocket
- Stamped logotype
- Handle, shoulder strap
- Dimensions: 35x16x18cm, approx. 15.0l



250 17 16650 95995 black/anthracite

BA-S64 XLC System Carrier Bag Carry More

- **Especially for XLC Carry More system carriers**
- Incl. adapter plate, **without switch button lock**
- Double expo function: transformable in double bag
- Material: 600D Polyester



250 17 16660 96995 black/anthracite

BA-W30 XLC System Carrier Bag Carry More

- **Especially for XLC Carry More system carrier**
- Incl. adapter plate, **without switch button lock**
- Waterproof Polyester material IPX3, flap for safety lights
- Flattened shape, fits under the saddle
- Dim.: approx. 30 x 14 x 18cm
- Approx. 7l of cargo



250 17 16500 96995 black/brown, 30 x 14 x 18cm, approx. 7l

RP-X15 XLC Carry More Pannier Set

- Suitable for XLC Carry More adapter plate
- Suitable for lateral bag mounting if carrier does not allow lateral assembly
- Precision welded, Dimensions: Ø10mm, 310 x 180mm
- **Adapter plate 250 06 04000 is not scope of delivery**



250 06 04010 9695 black

BA-X14 XLC Switch Button Lock

- Adapter plate lock for XLC system carriers-adapter
- Suitable for Carry More systems



250 06 04100 9595 silver

BA-X13 XLC System Adapter Plate

- For XLC system carriers
- **Without switch button lock**
- Suitable for Carry More systems
- For baskets, bags, etc.
- 260 x 130mm



250 06 04000 91295 black

CARRIERS & ACCESSORY



RP-R06 XLC Alu Seat Post Carrier

- Material: Aluminium
- Precision welded
- Suitable for Ø 25,4 - Ø 32,0mm
- With quick release
- With lateral mount for ideal bag fixing
- Max. load: 10kg



250 06 00500 93495 black/matt

RP-R07 XLC Alu Seat Post Carrier

- Material: Aluminium
- Suitable for Ø 25,4 - Ø 31,8mm
- With quick release and spring flap
- With lateral mount for ideal bag mounting
- Maximum load: 10kg



250 06 00600 92995 black



RP-R01 XLC Alu Rear Wheel Carrier Black Matt

- Material: Alu
- Incl. mount for eyelets
- Precision welded
- With spring flap, pump hook and rear light mount
- Weight: approx. 964g (incl. accessory)
- Maximum load: 25kg



250 06 00000 93495 26 - 28", black matt

RP-R01 XLC Alu Rear Wheel Carrier Silver Matt

- Material: Alu
- Incl. mount for eyelets
- Precision welded
- With spring flap, pump hook and rear light mount
- Weight: approx. 964g (incl. accessory)
- Maximum load: 25kg



250 06 00200 93495 26 - 28", silver matt

RP-R02 XLC Alu Rear Wheel Carrier Black Matt

- Material: Alu
- Incl. mount for eyelets
- Squared profile, adjustable stays
- Quick adjusting system
- With spring flap and pump mount



250 06 02000 92895 26 - 28", black matt

RP-R02 XLC Alu Rear Wheel Carrier Silver

- Material: Alu
- Incl. mount for eyelets
- Squared profile, adjustable stays
- Quick adjusting system
- With spring flap and pump mount



250 06 02200 92895 26 - 28", silver

RP-R03 XLC Alu Rear Wheel Carrier

- Material: Alu, precision welded
- Incl. mounting material
- Incl. mount for eyelets
- Weight: approx. 670g
- Incl. tension strap with 2 hooks, 580mm
- Maximum load: 25kg
- With rear light mount and pump hooks



250 06 00700 92895 28", black/matt
206 62 40200 9350 spare tension strap, black



RP-R04 XLC Alu Rear Wheel Carrier Black

- Material: alu, precision welded
- Incl. mount for eyelets
- 3 stays
- With rear light mount and spring flap
- Maximum load: 25kg



250 06 02300 92595 black, 26 - 28"

RP-R04 XLC Alu Rear Wheel Carrier Silver

- Material: alu, precision welded
- Incl. mount for eyelets
- 3 stays
- With rear light mount and spring flap
- Maximum load: 25kg



250 06 02400 92595 silver, 26 - 28"

RP-R05 XLC Alu Rear Wheel Seat Post Carrier

- Material: alu 6061-T6, precision welded
- Incl. rear mounting stay
- With spring flap, pump hooks (230mm) and rear light mount
- Dimensions of carrier: W 13cm, L 39.5cm
- Weight: approx. 760g (26")
- Maximum load: 25kg



250 06 02500 93395 26", black
250 06 02600 93395 28", black

RP-R08 XLC Alu Rear Wheel Seat Post Carrier

- Rear light mount
- With spring flap
- Maximum load: 25kg
- Incl. mount for eyelets



250 06 01500 93395 24-28", black

LR-F02 XLC Alu Lowrider Carrier

- Material: alu, precision welded
- Incl. mounting material
- Maximum load: 10kg



250 06 01200 92795 black matt

LR-F01 XLC Alu Lowrider Carrier

- For suspensions forks
- Material: alu, precision welded
- Incl. mounting material
- Mounting only possible on forks with canti socket
- Max. 40mm fork rod
- Maximum load: 10kg



250 06 01300 92795 black matt

BELLS



DD-M03 XLC Brass Mini Bell Retro

- Nice sound
- Brass



250 07 01500 91695 brass

DD-M04 XLC Alu Mini Bell Retro

- Nice sound
- Aluminium



250 07 01600 9995 Aluminium



DD-M11 XLC Mini Bell

- Ø22mm, weight: only 19g
- Copper with aluminium clamping
- Clip assembly: fixation and clamp distance adjustment by turning the sound body



250 07 03200 91095 dark silver



DD-M02 XLC Mini Bell Brass

- Small size, Ø23mm
- Brass



250 07 01000 9895 brass



DD-M10 XLC Mini Bell Brass

- Loop mount suitable for all handlebar shapes, Weight only approx. 19g
- Brass, Ø23mm



250 07 01100 9695 brass



DD-M05 XLC Mini Bell Oversize

- Flexible mount
- Suitable for handlebar diameters of Ø31.8 mm



250 07 02000 9695 Alu, black



DD-M06 XLC Mini Bell

- Aluminium, Ø22.2mm



250 07 02500 9495 black
 250 07 02600 9495 silver
 250 07 02700 9495 red
 250 07 02800 9495 blue



DD-M07 XLC Alu Mini Bell

- Aluminium, sportive and elegant shape
- Flexible loop mount
- Suitable for Ø22.2 - 31.8mm



250 07 03000 9495 black
 250 07 03003 9695 white
 250 07 03100 9695 silver
 250 07 03120 9595 Display 10 x bl., 10 x silv.



DD-M01 XLC Mini Bell

- Aluminium
- Extra loud, bright sound



250 07 00000 9695 silver
 250 07 00200 9695 black



DD-M23 XLC Mini Bell

- Aluminium body with integrated compass
- Suitable for Ø22.2/25.4mm
- Ø41mm

NEW!



250 07 00500 9595 alu, black

DD-M18 XLC Mini Bell

- Aluminium body, Ø21mm, Weight: only 29g
- Especially for Road race handlebars, stems, etc.
- Loop mount, Ø22-34.9mm

NEW!



250 07 03300 9595 alu, black

DD-M21 XLC Mini Bell

- Brass body
- With plastic clamp Ø22.2/25.4mm
- Ø47mm

NEW!



250 07 01120 9695 brass

DD-M22 XLC Bicycle Bell

- For Ø22,2mm handlebar socket
- Ø45mm

NEW!



250 07 04700 9595 hearts

DD-M17 XLC Rotating Ring Bell

- For Ø22.2mm handlebar socket
- Rings by sound body rotation
- Ø53 mm

NEW!



250 07 04600 9695 black

A-HEAD BELLS



DD-M16 XLC Mini Bell A-Head

- Spacer mount for 1 1/8" Ahead stem
- Ø22mm

NEW!



250 07 02100 9695 black

DD-M19 XLC Mini Bell A-Head

- Spacer mount for 1 1/8" Ahead stem
- Incl. 4mm aluminium spacer
- Ø45mm

NEW!



250 07 02110 9695 brass


DD-M20 XLC Mini Bell A-Head

- Spacer mount for 1 1/8" Ahead stem
- Incl. 4mm aluminium spacer
- Ø47mm

NEW!



250 07 02120 9695 brass



DD-M12 XLC Bicycle Bell

- Transparent sound body Ø36mm
- Clamp Ø22.2mm
- Brass mechanic
- Rings by sound body rotation



250 07 04500	9695	silver transparent	250 07 04503	9695	yellow transparent
250 07 04501	9695	blue transparent	250 07 04504	9695	green transparent
250 07 04502	9695	orange transparent			

DD-M09 Bicycle Bell Mingun "Chrom"

- Extra loud ding-dong sound
- Chrome



DD-M09 Bicycle Bell Mingun "Birds"

- Extra loud ding-dong sound
- Decor Birds



DD-M09 Bicycle Bell Mingun "Ballons"

- Extra loud ding-dong sound
- Decor Birds



250 07 04000	9995	Ø83mm
250 07 04100	9995	Ø66mm

250 07 04001	91595	Ø83mm
250 07 04101	91395	Ø66mm

250 07 04002	91595	Ø83mm
250 07 04102	91395	Ø66mm

DD-M09 Bicycle Bell Mingun "Bubbles"

- Extra loud ding-dong sound
- Decor Bubbles



DD-M09 Bicycle Bell Mingun "Hearts"

- Extra loud ding-dong sound
- Decor Hearts



DD-M09 Bicycle Bell Mingun "Tattoo"

- Extra loud ding-dong sound
- Decor Tattoo



250 07 04003	91595	Ø83mm
250 07 04103	91395	Ø66mm

250 07 04004	91595	Ø83mm
250 07 04104	91395	Ø66mm

250 07 04005	91595	Ø83mm
250 07 04105	91395	Ø66mm

KIDS' BELLS

DD-H03 XLC Kids' Bell

- Handlebar mount

NEW!



250 07 20000	9595	tiger	250 07 20005	9595	sheep	250 07 20010	9595	sumo
250 07 20001	9595	camel	250 07 20006	9595	octopus	250 07 20011	9595	cow
250 07 20002	9595	turtle	250 07 20007	9595	crocodile	250 07 20012	9595	pig
250 07 20003	9595	hippo	250 07 20008	9595	giraffe	250 07 20013	9595	seal
250 07 20004	9595	rhinoceros	250 07 20009	9595	koala	250 07 20014	9595	wale

DD-H01 XLC Horn

- With metal clamp
- Chromed metal casing

NEW!



250 07 10000 9495 chromed/black

DD-H02 XLC Horn

- With metal clamp
- Chromed metal casing

NEW!



250 07 10100 9795 chromed/black



CHAIN GUARD PROTECTION



CP-N01 XLC Chain Guard Protection Neopren

- Neoprene
- With hook and loop fastener




CP-N02 XLC Chain Guard Protection Neopren

- Neoprene, carbonlook
- With hook and loop fastener



CP-C01 XLC Chain Guard Protection Set

- For frame and chainguard
- 8 different pads
- Self-adhesive



250 08 00000 9595 black

250 08 00300 9995 carbon look black

250 08 00500 91195 carbon look black

CP-N04 XLC Chain Guard Protection Neoprene

- With hook and loop fastener
- Reinforced version



260 x 80 x 100mm

260 x 90 x 110mm

250 x 130 x 130mm

200 x 160 x 160mm



250 08 01000 9595 black, 260 x 80 x 100mm
 250 08 01100 9595 black, 260 x 90 x 110mm
 250 08 01200 9595 black, 250 x 130 x 130mm
 250 08 01300 9595 black, 200 x 160 x 160mm

CP-N03 XLC Chain Guard Protection Neoprene

- With hook and loop fastener
- Reinforced version
- Stamped logotype



260 x 80 x 100mm

260 x 90 x 110mm


250 x 130 x 130mm

200 x 160 x 160mm



250 08 01500 9995 black, 260 x 80 x 100mm
 250 08 01600 9995 black, 260 x 90 x 110mm
 250 08 01700 9995 black, 250 x 130 x 130mm
 250 08 01800 9995 black, 200 x 160 x 160mm

CHAINS



CC-H01 XLC Chain 1/2 x 1/8"

- 1/2 x 1/8, 112 links
- Bolt length: 9.2mm
- Weight: approx. 410g
- Including spring flap



250 10 00000 91095 1/2 x 1/8, 112 links

CC-C01 XLC Chain For 6-, 7-, 8-Speed

- Chemically nickel-plated outer flap
- 1/2 x 3/32, 114 links
- Bolt length: 7.2mm, Weight: approx. 319g
- Incl. quick lock
- For 6/7/8-speed gears



250 10 00400 91895 1/2 x 3/32, 114 links

CC-C02 XLC Chain For 9-speed

- Chemically nickel-plated outer flap
- 1/2 x 11/128, 114 links
- Bolt length: 6.6mm, weight: approx. 298g
- Incl. quick lock
- For 9-speed gears



250 10 00600 92995 1/2 x 11/128, 114 links

CC-C03 XLC Chain For 10-speed

- Chemically nickel-plated outer flap
- 1/2 x 11/128, 114 links
- Bolt length: 5.9mm, weight: approx. 285g
- Incl. quick lock
- For 10-speed gears



250 10 00800 93595 1/2 x 11/128, 114 links

CC-C04 XLC Chain for 11-speed

- For 11-speed gears, 1/2 x 11/128, 118 links
- Bolt length: 5.6mm, inner width: 2.20mm
- Bolt removing force: > 2000N, bolt hardening: XHB
- Weight: approx. 270g
- Incl. quick lock



250 10 00900 93995 118 links, silver

CC-C05 XLC Chain For 11-speed

- Ultra-Black Coating for perfect corrosion protection and gold-coloured power pins for high-end optic
- For 11-speed gears, 1/2 x 11/128, 118 links
- Bolt length: 5.6mm, inner width: 2.20mm
- Bolt removing force: > 2000N, bolt hardening: XHB
- Weight: approx 285g
- Incl. quick lock



250 10 00910 95495 118 links, black/golden

CC-C06 XLC eBike Chain F. 11-speed

- **Special eBike chain**
- For 11-speed gears, 1/2 x 11/128
- Bolt length: 5.6mm, inner width: 2.20mm
- Bolt removing force: > 2000N, bolt hardening: XHB
- Incl. quick lock



250 10 00950 95995 124 links, silver
 250 10 00960 95995 132 links, silver
 250 10 00965 95995 136 links, silver



CC-C07 XLC eBike Chain For Hub Gear

- Special eBike chain for hub gears transmits the torque from eBike drives almost lossless, Chainglide compatible
- Bolt length: 8.80mm, inner width: 240mm
- Bolt removing force: > 2000N, bolt hardening: case-hardened, weight: approx. 485/513/532g
- Incl. quick lock



250 10 00970 92495 124 links, silver
 250 10 00971 92595 132 links, silver
 250 10 00972 92695 136 links, silver





CC-C08 XLC Chain For 10-Speed

- Ultra black coating for perfect corrosion protection and golden coloured power pins for high-end look
- For 10-speed gears, 1/2 x 11/128, 114 links
- Bolt length: 5,90mm, inner width: 2,20mm
- Bolt removing force:> 2000N, bolt hardening: XHB
- Weight: approx. 264g
- Incl. quick lock



CC-X01 XLC Spring Closure

- For hub gear chains 1/2 x 1/8"



250 10 02100 9195 for 1/2 x 1/8"

CC-X26 XLC Spring Closure

- For hub gear chains of eBikes



250 10 02200 9195 silver



CC-X05-07 XLC Link Spring Closure

- für Schaltungsketten
6/7/8-fach, 9-fach und 10-fach



250 10 02500 9395 for 6/7/8-speed **CC-X05**
 250 10 02600 9395 for 9-speed **CC-X05**
 250 10 02700 9795 for 10-speed **CC-X05**

CC-X25 XLC Link Spring Closure

- For gear chains 11-speed



250 10 02800 91995 golden
 250 10 02810 91795 silver

250 10 00810 95195 114 links, black/golden

XLC. SIMPLY WELL DONE



GEAR ACCESSORY



CR-A06 XLC Chain Tensioner

- Material: aluminium 6061-T6 CNC
- Single speed compatible
- 12-13 teeth
- C/C 34mm
- Mount: gear hanger



250 11 06300 93695 black

CR-A02 XLC Chain Guard Roll

- Suitable for most chain stays
- Material: aluminium 6061-T6
- Suitable also for 3-speed chain rings
- Clamp Ø14 -18mm



250 11 05000 92195 black

CR-A03 XLC Chain Tensioner

- For single speed hubs
- 16-20 teeth, C-C 68mm, mount: gear hanger
- Not suitable for coaster hubs
- Material: aluminium 6061-T6 CNC



250 11 06000 92295 black

CR-A04 XLC Chain Tensioner

- For single speed hubs, increased tension capacity
- 16-20 teeth, C-C 68mm, mount: gear hanger
- Not suitable for coaster hubs
- Material: aluminium 6061-T6 CNC



250 11 06100 92795 black

CR-A11 XLC Chain Guard

- Suitable for the most chainstays
- Material: aluminium 6061-T6, CNC-made, Nylon 6, TPU guiding
- Suitable also for 3-speed chain rings
- Weight: 18g



250 11 04900 94495 black

CR-A12 XLC Chainstay

- Suitable for the most chainstays
- Material: Nylon 6/fibre glass, TPU guiding
- Suitable also for 3-speed chain rings
- Weight: 18g



250 11 04910 91995 black

CR-A18 XLC Chain Guard

- Suitable for 1x9, 1x10, 1x11 systems
- Material: alu 6061T6
- Weight: 44g



250 11 05400 91995 Ø31.8mm, black
250 11 05410 91995 Ø34.9mm, black

NEW!

CR-A19 XLC Chain Guard

- Suitable for 1x9, 1x10, 1x11 systems
- Material: alu 6061T6
- Weight: 59g



NEW!



250 11 05420 92295 Ø31.8mm, black
250 11 05430 92295 Ø34.9mm, black



CR-A20 XLC Chain Guard

- Suitable for 1x9, 1x10, 1x11 systems
- Suitable for 30-38 teeth, direct mount
- Material: alu 6061T6, CNC-made

NEW!



250 11 05440 93995 black

CR-A13 XLC Chain Guard

- Suitable for chain rings 30-40 teeth
- ISCG8000 compatible, suitable for Shimano E 8000 (BC 74mm)
- Material: Alu 6061T6, weight: 49g

NEW!



250 28 15400 91995 black

CR-A14 XLC Chain Guard

- Suitable for chain rings 30-38 teeth
- ISCG05 compatible (bolt circle 73mm)
- Suitable for simple crank
- Material: Alu 6061T6, weight: 36g
- Without E-type adapter

NEW!



250 28 15410 92795 black

CR-A15 XLC Chain Guide

- Suitable for chain rings 32-38 teeth
- ISCG05 compatible (bolt circle Ø73mm)
- Material: alu 6061T6, weight: 240g
- Incl. E-type adapter

NEW!



250 28 15420 96295 black

CR-A16 XLC Chain Guide

- Suitable for chain rings 32-38 teeth
- For 9x1, 10x1, 11x1 systems
- ISCG05 compatible (bolt circle Ø73mm)
- Material: alu 6061T6/Nylon, incl. E-type adapter
- Weight: 116g (without adapter)

NEW!



250 28 15430 94395 black

CR-A17 XLC Chain Guide

- Suitable for chain rings 32-38 teeth
- ISCG05 compatible (bolt circle Ø73mm)
- Material: alu 6061T6
- Incl. E-type adapter

NEW!



250 28 15440 94995 black

CR-A07 XLC Chain Guide

- Suitable for chain rings 32-38 teeth
- ISCG-compatible, incl. adapter (bolt circle Ø59.2mm)
- Ball bearing chain guard roll



250 28 15000 94295 black

CR-A08 XLC Chain Guide

- Suitable for chain rings 32-38 teeth
- ISCG-compatible, incl. adapter (bolt circle Ø60mm)
- Fixed chain guiding



250 28 15100 94295 black

CR-A09 XLC Chain Guide

- Suitable for chain rings 32-44 teeth
- Material: alu 6061T6
- Ball bearing chain guard roll



250 28 15300 92295 black/red

CR-A05 XLC Chain Tensioner

- Material: aluminium 6061-T6 CNC
- Also suitable for 2-speed chain rings



CR-A10 XLC Chain Catcher

- Prevents the chain from coming off and thus protects the frame
- Material: aluminium 6061T6
- Weight: approx. 12g (without bolts)
- Suitable for front derailleur with clamp mount
- Incl. accessory



PU-A01 XLC Rear Derailleur Pulley

- Shimano compatible, sealed
- Per pair
- Including corresponding calibration sockets
- A: 8-, 9-, 10-speed Shimano
- B: 7-speed Shimano & 8-speed Campagnolo
- C: Campagnolo 9-, 10-speed
- D: Sram 9.0 ('97/'98), 9.0 SL ('98), 7.0 ('97/'98/'99)



250 11 06200 92295 black

250 11 05200 91295 39-53 teeth
250 11 05300 91295 36-46 teeth

250 11 06500 91595 silver

PU-A02 XLC Rear Derailleur Pulley Coloured Edition

- Material: aluminium 7075
- Shimano compatible 8/9/10-speed, Campagnolo 9/10-speed
- Sealed, per pair



250 11 06701 93595 titanium
250 11 06707 93595 red
250 11 06709 93595 blue

250 11 06716 93595 orange
250 11 06718 93595 lime green

SH-X10 XLC Shifting Cable Adjuster Mini-Inline

- Incl. 2 x Ø 4mm end cap
- Aluminium rubber-coated
- For shifting cable mounting
- For an exact adjustment of the shifting cables
- **Caution: Not suitable for braking systems!**



250 11 52300 91395 black, set of 2

SH-X06 XLC Shifting Cable Adjuster Inline

- Incl. 2 x Ø4mm end cap
- Aluminium
- For shifting cable mounting
- For an exact adjustment of the shifting cables
- **Caution: Not suitable for braking systems!**



250 11 52200 91395 black, set of 2

SH-X05 XLC Shifting Cable Adjuster

- For M 5 threads
- Aluminium rubber-coated
- For shifting cable mounting
- For an indexed adjustment of the shifting cables



250 11 52000 9695 black, set of 2

SH-X09 XLC Cable Donuts

- Protects the paint in all the places where the cables run openly
- Prevents unpleasant rattle noises
- Suitable for braking and shifting cables



250 11 00200 black, 200 units in a bottle



SH-X08 XLC End Cap For Shift Casing

- Material: plastic
- Inner diameter 4mm
- Ultralight and steady construction



250 11 00000 black, 100 pieces in a bottle

SH-X07 XLC End Cap For Shift Casing

- Material: alu
- Inner diameter 4mm



250 11 00007 red, 50 pieces in a bottle

SH-X04 XLC Shifting Cable Kit

- Casing: Ø 4 x 1800mm
- Inner cable: 1500/2000mm Niro
- No maintenance, self-lubricating, waterproof
- Incl. 9 stop collars, 6 donuts, 2 inner cable-end caps, 1 mud flap



250 11 50500 92495 kit incl. accessory

SHIFTING CABLES



SH-X02 XLC Inner Shifting Cables

- Ø 1,1 x 2000mm, Nirosta
- Lower maintenance, **PTFE-coated**
- Extremely low friction resistance
- Precise shifting performance



250 11 50100 9695 black, per piece

SH-X01 XLC Inner Shifting Cables

- In workshop dispenser with 100 pieces
- Ø 1.1 x 2,000mm, Nirosta
- Low friction resistance
- Precise shifting performance



250 11 50000 dispenser with 100 pieces

SH-X11 XLC Inner Shifting Cables

- In workshop dispenser with 50 pieces
- Ø 1.1 x 2,000mm, Nirosta, **PTFE-coated**
- Low friction resistance
- Precise shifting performance



250 11 50050 dispenser with 50 pieces


SH-X03 XLC Shift Casing

- In workshop dispenser with 50 meters
- Ø 4mm, double-walled
- Linear inner lining, robust casing
- Low friction resistance



250 11 50300 dispenser with 50 meters, black
250 11 50303 dispenser with 50 meters, white

DROPOUTS



DO-A01 XLC Dropout **DO-A02** XLC Dropout **DO-A03** XLC Dropout **DO-A04** XLC Dropout



250 11 70000 91495 Aluminium 250 11 70001 91495 Aluminium 250 11 70002 91495 Aluminium 250 11 70003 91495 Aluminium

DO-A05 XLC Dropout **DO-A06** XLC Dropout **DO-A07** XLC Dropout **DO-A08** XLC Dropout



250 11 70004 91495 Aluminium 250 11 70005 91495 Aluminium 250 11 70006 91495 Aluminium 250 11 70007 91495 Aluminium

DO-A09 XLC Dropout **DO-A10** XLC Dropout **DO-A11** XLC Dropout **DO-A12** XLC Dropout



250 11 70058 91495 Aluminium 250 11 70009 91495 Aluminium 250 11 70010 91495 Aluminium 250 11 70011 91495 Aluminium

DO-A13 XLC Dropout **DO-A14** XLC Dropout **DO-A15** XLC Dropout **DO-A16** XLC Dropout



250 11 70012 91495 Aluminium 250 11 70013 91495 Aluminium 250 11 70014 91495 Aluminium 250 11 70015 91495 Aluminium



DO-A17 XLC Dropout



250 11 70016 91495 Aluminium

DO-A18 XLC Dropout



250 11 70017 91495 Aluminium

DO-A19 XLC Dropout



250 11 70018 92995 set of 2, Alu

DO-A20 XLC Dropout



250 11 70019 91495 Aluminium

DO-A21 XLC Dropout



250 11 70020 91495 Aluminium

DO-A22 XLC Dropout



250 11 70021 91495 Aluminium

DO-A23 XLC Dropout



250 11 70022 91495 Aluminium

DO-A24 XLC Dropout



250 11 70023 91495 Aluminium

DO-A25 XLC Dropout



250 11 70024 91495 Aluminium

DO-A26 XLC Dropout



250 11 70025 91495 Aluminium

DO-A27 XLC Dropout



250 11 70026 91495 Aluminium

DO-A28 XLC Dropout



250 11 70027 91495 Aluminium

DO-A29 XLC Dropout



250 11 70028 91495 Aluminium

DO-A30 XLC Dropout



250 11 70029 91495 Aluminium

DO-A31 XLC Dropout



250 11 70030 91495 Aluminium

DO-A32 XLC Dropout



250 11 70031 91495 Aluminium

DO-A33 XLC Dropout



250 11 70032 91495 Aluminium

DO-A34 XLC Dropout



250 11 70033 91495 Aluminium

DO-A35 XLC Dropout



250 11 70034 91495 Aluminium

DO-A36 XLC Dropout



250 11 70035 91495 Aluminium

DO-A37 XLC Dropout **DO-A38** XLC Dropout **DO-A39** XLC Dropout **DO-A40** XLC Dropout



250 11 70036 91495 Aluminium 250 11 70037 91495 Aluminium 250 11 70038 91495 Aluminium 250 11 70039 91495 Aluminium

DO-A41 XLC Dropout **DO-A42** XLC Dropout **DO-A43** XLC Dropout **DO-A44** XLC Dropout



250 11 70040 91495 Aluminium 250 11 70041 91495 Aluminium 250 11 70042 91495 Aluminium 250 11 70043 91495 Aluminium

DO-A45 XLC Dropout **DO-A46** XLC Dropout **DO-A47** XLC Dropout **DO-A48** XLC Dropout



250 11 70044 91495 Aluminium 250 11 70045 91495 Aluminium 250 11 70046 91495 Aluminium 250 11 70047 91495 Aluminium

DO-A49 XLC Dropout **DO-A50** XLC Dropout **DO-A51** XLC Dropout **DO-A52** XLC Dropout



250 11 70048 91495 Aluminium 250 11 70049 91495 Aluminium 250 11 70050 91495 Aluminium 250 11 70051 91495 Aluminium

DO-A53 XLC Dropout **DO-A54** XLC Dropout **DO-A55** XLC Dropout **DO-A56** XLC Dropout



250 11 70052 91495 Aluminium 250 11 70053 91495 Aluminium 250 11 70054 91495 Aluminium 250 11 70055 91495 Aluminium



DO-A57 XLC Dropout



250 11 70056 91495 Aluminium

DO-A58 XLC Dropout



250 11 70057 91495 Aluminium

DO-A59 XLC Dropout



250 11 70058 91495 Aluminium

DO-A60 XLC Dropout



250 11 70059 91495 Aluminium

DO-A61 XLC Dropout



250 11 70060 91495 Aluminium

DO-A62 XLC Dropout



250 11 70061 91495 Aluminium

DO-A63 XLC Dropout



250 11 70062 91495 Aluminium

DO-A64 XLC Dropout



250 11 70063 91495 Aluminium

DO-A65 XLC Dropout



250 11 70064 91495 Aluminium

DO-A66 XLC Dropout



250 11 70065 92995 Aluminium

DO-A67 XLC Dropout



250 11 70066 92995 Aluminium

DO-A68 XLC Dropout



250 11 70067 91495 Aluminium

DO-A69 XLC Dropout



250 11 70068 91495 Aluminium

DO-A70 XLC Dropout



250 11 70069 91495 Aluminium

DO-A71 XLC Dropout



250 11 70070 92995 Aluminium

DO-A72 XLC Dropout



250 11 70071 92995 Aluminium

DO-A73 XLC Dropout



250 11 70072 91495 Aluminium

DO-A74 XLC Dropout



250 11 70073 92995 Aluminium

DO-A75 XLC Dropout



250 11 70074 92995 Aluminium

DO-A76 XLC Dropout



250 11 70075 92995 Aluminium

DO-A77 XLC Dropout **DO-A78** XLC Dropout **DO-A79** XLC Dropout **DO-A80** XLC Dropout



250 11 70076 92995 Aluminium 250 11 70077 91495 Aluminium 250 11 70078 91495 Aluminium 250 11 70079 91495 Aluminium

DO-A81 XLC Dropout **DO-A82** XLC Dropout **DO-A83** XLC Dropout **DO-A85** XLC Dropout



250 11 70080 91495 Aluminium 250 11 70081 91495 Aluminium 250 11 70082 91495 Aluminium 250 11 70084 91495 Aluminium

DO-A86 XLC Dropout **DO-A87** XLC Dropout **DO-A88** XLC Dropout **DO-A89** XLC Dropout




250 11 70085 91495 Aluminium 250 11 70086 92995 Aluminium 250 11 70087 91495 Aluminium 250 11 70088 92995 Aluminium

DO-A90 XLC Dropout **DO-A91** XLC Dropout **DO-A92** XLC Dropout **DO-A93** XLC Dropout



250 11 70089 92995 Aluminium 250 11 70090 91495 Aluminium 250 11 70091 91495 Aluminium 250 11 70092 93495 Aluminium

DO-A94 XLC Dropout **DO-A95** XLC Dropout **DO-A96** XLC Dropout **DO-A97** XLC Dropout



250 11 70093 91495 Aluminium 250 11 70094 97995 Aluminium 250 11 70095 91495 Aluminium 250 11 70096 94395 Aluminium



DO-A98 XLC Dropout



250 11 70097 91495 Aluminium

DO-A99 XLC Dropout



250 11 70098 91495 Aluminium

DO-A100 XLC Dropout



250 11 70099 91495 Aluminium

DO-A101 XLC Dropout



250 11 70100 92995 Aluminium

Fastening Screw

- For dropouts Ø I.D 8 x 7 mm



211 85 74000 9220 silver

INFORMATION:

All XLC dropouts in our catalogue are displayed in 55% of the original size.
 Images in original size can be found in our separate booklet WORKSHOP HELP 2.2

XLC. SIMPLY WELL DONE




WHEEL SETS



WS-R02 XLC Pro Racing Wheel Set

- Hubs: forged aluminium, CNC-made. High-precision industry bearing (FW 2-speed, RW 4-speed) with long-term grease lubrication for permanent protection and sliding ability
- Hub bearing adjustment can be made on assembled wheel
- Rims: aluminium with braking indicators, height: 25mm, for wired tyres
- Inox spokes: progressive blade spoke is only processed in that way by Miche
- FW with 20 spokes, radial and RW with 28 spokes
- Weight: FW approx. 880g; RW: approx. 1085g; quick release: approx. 105g, without weight limit
- Compatibility: Shimano 9, 10 and 11-speed, free wheel: ERGAL 7075





WS-R03 XLC Comp Racing Wheel Set

- Hubs: forged aluminium, CNC-made, hub body: silver
- High-precision industry bearing
- FW 2-speed, RW 4-speed, with long-term lubrication for permanent protection and sliding ability
- Hub bearing adjustment can be made on assembled wheel
- Rims: 28" aluminium with braking indicators, height: 23mm, for wired tyres
- Inox spokes: progressive blade spoke is only processed in that way by Miche, radial, FW 24 X spokes, RW 28 X spokes
- Weight: FW approx. 945g, RW approx. 1175g; quick release: approx. 100g, without weight limit
- Compatibility: Shimano 9 and 10-speed, free wheel: ERGAL 7075



250 14 02900 916900 wheel set FW+RW, 622-15C with blade spokes, silver

WS-M02 XLC Pro MTB Wheel Set

- Hubs: body made of forged aluminium ERGA 7075 with 6-hole mount for discs, CNC-made
- FW hub for 15mm thru axle and QR
- High-precision industrial bearing (FW 2-speed, RW 4-speed) with long-term lubrication for permanent protection and sliding ability, hub bearing adjustment can be made on assembled wheel
- 26" rims: made of extremely resistant aluminium with low profile and drop-shaped cross section, with reinforcement bushes
- Height: 23mm for wired tyres. Inox blade spokes 26" FW/RW: 24/24 spokes, 29" FW/RW: 28/28 spokes
- Weight: (26") FW: approx. 925g, RW: approx. 1165g, quick release: approx. 105g
- Weight: (29") FW: approx. 955g, RW: approx. 1195g; quick release: approx. 105g
- Without weight limit
- Compatibility: Shimano 9 and 10-speed, free wheel: ERGAL 7075, fitting dim.: 100/135mm



250 14 03400 928900 29" wheel set FW+RW, 622-19C, black, FW/RW: 28/28 spokes

WHEEL SETS | FEATURES



/// Cartridge bearings

Cartridge bearings are the type of bearings most frequently used in bikes. The manufacturers set thereby all necessary ball bearings in a so-called cartridge, adjust and grout them, so that the bearings are protected from dust and dirt and shall not be adjusted when mounted. Thus they are absolutely maintenance-free.



/// CNC

CNC is a precise, computerized milling process (Computerized Numerical Control) which allows the manufacturing of complex and intricate items out of one block. The production tolerances are reduced to a minimum.



/// Lightweight

Lightweight parts play an increasingly important part in the bike technology. Following this trend, XLC parts and accessory marked with the XLC lightweight icon were made as weight-optimised as possible. During their development though special attention was given to functionality and safety not being affected by the lightness of the construction. A light bike has many advantages. It can be accelerated quickly, stopped safely and as a general rule it is much easier to manoeuvre. Furthermore, less weight facilitates transport by bus and train.



/// Bladed spokes

The profiles of flat spokes generate less air turbulences and thus reduce air resistance and better aerodynamics. Therefore, bladed spokes are mainly used in cycling competitions.



/// Wear indicator

The rims of some of our XLC wheel sets have a rill in their braking surface which serves as wear indicator. When this groove in the lateral surface becomes invisible, the wear level of the braking flank is very high so that the necessary material thickness is no longer given and the rim has to be changed immediately. The rim wear can be controlled by using brake pads especially provided for alu rims. Old brake pads or those having been stored for too long and are therefore hardened may also damage the rim.

WHEEL SETS



WS-M04 XLC All MTN MTB Wheel Set 27.5" PLUS

- Hubs: body made of forged aluminium 6061-T6, CNC-made
- With 6-hole mount for discs
- Titanium pawl holder
- FW hub for TX-15mm thru axle and QR
- RW hub QR and TX12 compatible (conversion kit optionally)
- High-precision SKF industrial bearings (FW 2-speed, RW 5-speed)
- With long-term lubrication for permanent protection and sliding ability
- Hub bearing adjustment can be made on assembled wheel
- Rim, height: 19mm, width: 30mm
- Asymmetrical rim design of extremely resistant aluminium with low profile and drop-shaped cross section, with reinforcement bushes
- Spokes: sapim, black, 32/32
- Weight: 1889g
- Tubeless ready
- Recommended rim width max. 3.5"
- Compatibility: Shimano MTB 10-11, Sram 10, Sram XD
- Free wheel made of ERGAL 7075
- Fitting dimensions: 100/135 mm
- Incl. tubeless ready rim tape (premounted incl. valves)

NEW!


**RIM WIDTH
30 MM**



250 14 03700 949900 584-30C, black, tubeless ready

WS-M04 XLC Pro SL MTB Wheel Set 650B (27.5")

- Hubs: body made of forged aluminium 6061-T6, CNC-made with 6-hole mount for discs
- Titanium pawl holder
- FW hub for TX-15mm thru axle and QR
- RW hub QR and TX12 compatible (conversion kit 250 14 03501 optionally)
- High-precision SKF industrial bearings (FW 2-speed, RW 5-speed) with long-term lubrication for permanent protection and sliding ability. Hub bearing adjustment can be made on assembled wheel
- Rim, height: 19mm, width: 25mm
- Asymmetrical rim design of extremely resistant aluminium with low profile and drop-shaped cross section, with reinforcement bushes
- Spokes: sapim, black, Niro, 28/28
- Weight: 1552g (tubeless ready)
- Compatibility: Shimano 10-11, Sram 10, Sram XD compatible
- Free wheel made of ERGAL 7075, fitting dim.: 100/135mm, incl. tubeless ready mounting kit

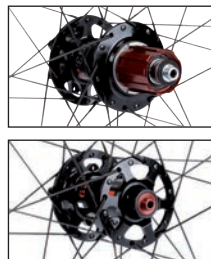


250 14 03601 949900 **650B (27.5")** wheel set FW+RW, 584-21C, black, tubeless ready

216 95 00000 96250 XLC conversion kit for WS-M04: QR axle 135mm to TX12 142mm

WS-M04 XLC Pro SL MTB Wheel Set 29"

- Hubs: body made of forged aluminium 6061-T6, CNC-made with 6-hole mount for discs
- Titanium pawl holder
- FW hub for TX-15mm thru axle and QR
- RW hub QR and TX12 compatible (conversion kit 250 14 03501 optionally)
- High-precision SKF industrial bearings (FW 2-speed, RW 5-speed) with long-term lubrication for permanent protection and sliding ability. Hub bearing adjustment can be made on assembled wheel
- Rim, height: 19mm, width: 25mm
- Asymmetrical rim design of extremely resistant aluminium with low profile and drop-shaped cross section
- With reinforcement bushes
- Spokes: sapim, black, Niro, 32/32
- Weight: 1632g (tubeless ready)
- Compatibility: Shimano 10-11, Sram 10, Sram XD compatible
- Free wheel made of ERGAL 7075, fitting dim.: 100/135mm, incl. Tubeless ready mounting kit




250 14 03501 949900 **29"** wheel set FW+RW, 622-21C, black, tubeless ready

216 95 00000 96250 XLC conversion kit for WS-M04: QR axle 135mm to TX12 142mm

WS-X02 XLC Free Wheel Body


- Shimano compatible
- For Road 28", 10/11-speed, QR type



216 95 00400 98995 for Shimano

WS-X02 XLC Free Wheel Body

- Campagnolo compatible
- For Road 28", 9/10/11-speed, QR type



216 95 00500 98995 for Campagnolo, silver

WS-X02 XLC Free Wheel Body

- Sram XD compatible
- For MTB 650B/29", 9/10/11-speed



216 95 00600 912995 for Sram XD

WS-X02 XLC Free Wheel Body

- Shimano compatible
- For MTB 650B/29", 9/10/11-speed



216 95 00200 912995 for Shimano


WS-X02 XLC Free Wheel Body

- Shimano compatible
- For MTB 26", 9/10/11-speed, QR type




216 95 00300 94995 for Shimano

WHEEL SETS



item no.	code	FW/RW	size	hub	axle	rim	spokes
214 68 10000	95795	FW	26 x 1.9	XLC disc, 6-hole, black, FW 100mm	QR	Rodi Black Rock Disc, 32-hole, VH 8.5	Nirosta, black
214 68 10200	96695	FW	26 x 1.9	XLC disc, 6-hole, black, FW 100mm	TA 15mm	Rodi Black Rock Disc, 32-hole, VH 8.5	Nirosta, black
214 68 10400	96295	RW	26 x 1.9	XLC disc, 6-hole, black, FW 135mm	QR	Rodi Black Rock Disc, 32-hole, VH 8.5	Nirosta, black
214 68 10600	910495	RW	26 x 1.9	XLC disc, 6-hole, black, FW 142mm	TA 12mm	Rodi Black Rock Disc, 32-hole, VH 8.5	Nirosta, black
214 68 10800	97295	FW	26 x 1.9	XLC disc, 6-hole, black, FW 100mm	QR	DT Swiss 466D Disc, 32-hole, VH 6.5	Nirosta, black
214 68 11000	98195	FW	26 x 1.9	XLC disc, 6-hole, black, FW 100mm	TA 15mm	DT Swiss 466D Disc, 32-hole, VH 6.5	Nirosta, black
214 68 11200	97595	RW	26 x 1.9	XLC disc, 6-hole, black, FW 135mm	QR	DT Swiss 466D Disc, 32-hole, VH 6.5	Nirosta, black
214 68 11400	911995	RW	26 x 1.9	XLC disc, 6-hole, black, FW 142mm	TA 12mm	DT Swiss 466D Disc, 32-hole, VH 6.5	Nirosta, black
214 68 30000	95795	FW	27.5"	XLC disc, 6-hole, black, FW 100mm	QR	Rodi Black Rock Disc, 32-hole, VH 8.5	Nirosta, black
214 68 30200	96695	FW	27.5"	XLC disc, 6-hole, black, FW 100mm	TA 15mm	Rodi Black Rock Disc, 32-hole, VH 8.5	Nirosta, black
214 68 30400	96295	RW	27.5"	XLC disc, 6-hole, black, FW 135mm	QR	Rodi Black Rock Disc, 32-hole, VH 8.5	Nirosta, black
214 68 30600	910495	RW	27.5"	XLC disc, 6-hole, black, FW 142mm	TA 12mm	Rodi Black Rock Disc, 32-hole, VH 8.5	Nirosta, black
214 68 30800	97295	FW	27.5"	XLC disc, 6-hole, black, FW 100mm	QR	DT Swiss 466D Disc, 32-hole, VH 6.5	Nirosta, black
214 68 31000	98195	FW	27.5"	XLC disc, 6-hole, black, FW 100mm	TA 15mm	DT Swiss 466D Disc, 32-hole, VH 6.5	Nirosta, black
214 68 31200	97795	RW	27.5"	XLC disc, 6-hole, black, FW 135mm	QR	DT Swiss 466D Disc, 32-hole, VH 6.5	Nirosta, black
214 68 31400	911995	RW	27.5"	XLC disc, 6-hole, black, FW 142mm	TA 12mm	DT Swiss 466D Disc, 32-hole, VH 6.5	Nirosta, black
214 68 32100	98095	FW	27.5"	XLC disc, 6-hole, black, FW 100mm	TA 15mm	Rodi Ready 25 Disc, 32-hole, VH 8.5	Nirosta, black
214 68 32200	911895	RW	27.5"	XLC disc, 6-hole, black, FW 142mm	TA 12mm	Rodi Ready 25 Disc, 32-hole, VH 8.5	Nirosta, black
214 68 33300	99495	FW	27.5"	XLC disc, 6-hole, black, FW 110mm	TA 15mm	Rodi Ready 40 Disc, 32-hole, VH 8.5	Nirosta, black
214 68 33400	912995	RW	27.5"	XLC disc, 6-hole, black, FW 148mm	TA 12mm	Rodi Ready 40 Disc, 32-hole, VH 8.5	Nirosta, black
214 68 50000	95795	FW	29"	XLC disc, 6-hole, black, FW 100mm	QR	Rodi Black Rock Disc, 32-hole, VH 8.5	Nirosta, black
214 68 50200	96695	FW	29"	XLC disc, 6-hole, black, FW 100mm	TA 15mm	Rodi Black Rock Disc, 32-hole, VH 8.5	Nirosta, black
214 68 50400	96295	RW	29"	XLC disc, 6-hole, black, FW 135mm	QR	Rodi Black Rock Disc, 32-hole, VH 8.5	Nirosta, black
214 68 50600	910495	RW	29"	XLC disc, 6-hole, black, FW 142mm	TA 12mm	Rodi Black Rock Disc, 32-hole, VH 8.5	Nirosta, black
214 68 50800	97295	FW	29"	XLC disc, 6-hole, black, FW 100mm	QR	DT Swiss 466D Disc, 32-hole, VH 6.5	Nirosta, black
214 68 51000	98195	FW	29"	XLC disc, 6-hole, black, FW 100mm	TA 15mm	DT Swiss 466D Disc, 32-hole, VH 6.5	Nirosta, black
214 68 51200	97795	RW	29"	XLC disc, 6-hole, black, FW 135mm	QR	DT Swiss 466D Disc, 32-hole, VH 6.5	Nirosta, black
214 68 51400	911995	RW	29"	XLC disc, 6-hole, black, FW 142mm	TA 12mm	DT Swiss 466D Disc, 32-hole, VH 6.5	Nirosta, black
214 68 52500	98095	FW	29"	XLC disc, 6-hole, black, FW 100mm	SA 15mm	Rodi Ready 25 Disc, 32-hole, VH 8.5	Nirosta, black
214 68 52600	911895	RW	29"	XLC disc, 6-hole, black, FW 142mm	TA 12mm	Rodi Ready 25 Disc, 32-hole, VH 8.5	Nirosta, black

QR = quick release axle
 TA = thru axle
 FW = fork width
 VH = valve hole



WS-X10 XLC Repair Kit For FW Hub (Quick Release Axle)

- For XLC front wheel hub with 100mm fork width and quick release axle
- Suitable for 214 68 10000, 214 68 10800, 214 68 30000, 214 68 30800, 214 68 50000, 214 68 50800

NEW!



216 95 01000 9895 repair kit with axle, bearing rings, end caps

WS-X11 XLC Repair Kit For FW Hub (Thru Axle)

- For XLC front wheel hub with 100mm fork and 15mm thru axle
- Suitable for 214 68 10200, 214 68 30200, 214 68 50200, 214 68 11000, 214 68 31000, 214 68 51000, 214 68 32100, 214 68 52500

NEW!



216 95 01100 9895 repair kit with axle, bearing rings, end caps

WS-X12 XLC Repair Kit For FW Hub (Thru Axle)

- For XLC front wheel hub with 110mm fork width and 15mm thru axle
- Suitable for 214 68 33300

NEW!



216 95 01200 91995 repair kit with axle, bearings, end caps

WS-X13/14 XLC Repair Kits For RW Hub (Quick Release Axle)

- For XLC rear wheel hub with 135mm fork width and quick release axle
- Suitable for 214 68 10400, 214 68 30400, 214 68 50400, 214 68 11200, 214 68 31200, 214 68 51200

NEW!



216 95 01300 91995 repair kit with axle, bearing rings, end caps **WS-X13**
 216 95 01400 92395 free wheel body kit for Shimano, 10-speed **WS-X14**

WS-X15-17 XLC Repair Kits For RW Hub (Thru Axle)

- For XLC rear wheel hub with 142mm fork width and 12mm thru axle
- Suitable for 214 68 10600, 214 68 30600, 214 68 50600, 214 68 11400, 214 68 31400, 214 68 51400, 214 68 32200, 214 68 52600

NEW!



216 95 01500 92995 repair kit with axle, bearings, end caps **WS-X15**
 216 95 01600 93195 free wheel body kit for Shimano, 10-speed **WS-X16**
 216 95 01700 97995 free wheel body kit for Sram XD, 10-speed **WS-X17**

WS-X18-20 XLC Repair Kits For RW Hub (Thru Axle)

- For XLC rear wheel hub with 148mm fork width and 12mm thru axle
- Suitable for 214 68 33400

NEW!



216 95 01800 91995 repair kit with axle, bearings, end caps **WS-X18**
 216 95 01600 93195 free wheel body kit for Shimano, 10-speed **WS-X16**
 216 95 02000 93195 free wheel body kit for Sram XD, 10-speed **WS-X20**

HANDLEBARS & STEMS



HANDLEBARS & STEMS | FEATURES



/// 25.4 mm

XLC handlebars with this icon have a clamp area of Ø25.4 mm. This dimension must absolutely be taken into consideration when purchasing a handlebar stem.



/// 31.8 mm

XLC handlebars with this icon have a clamping area of Ø31.8 mm. This dimension must absolutely be taken into consideration when purchasing a handlebar stem.



/// Aluminium

Aluminium bike components are characterised by high tensile strength and low weight. In alloys with magnesium, silicon and other metals, aluminium reaches a resistance slightly inferior than steel.



/// Aluminium 2014

Aluminium 2014 contains a high amount of copper and thanks to its high tensile strength and temperature range it is also used in aerospace technology.



/// Aluminium 7075 / 7050

Aluminium 7075 / 7050 contains a high amount of zinc and thanks to its maximum tensile strength and temperature range it is also used in aerospace technology.



/// Double Butted / Triple Butted

Double/Triple Butted is a manufacturing process destined to conify aluminium tubes in order to reduce the weight maintaining the same rigidity values. Conified tubes are shaped at a constant outer diameter in order to create thicker walls inside the tube ends, which results in more durable and resistant tube ends - those parts where the strongest forces are generated. This saves weight in the middle of the tube which is thinner because of less forces generated.



/// Lightweight

Lightweight parts play an increasingly important part in the bike technology. Following this trend, XLC parts and accessory marked with the XLC lightweight icon were made as weight-optimised as possible. During their development though special attention was given to functionality and safety not being affected by the lightness of the construction. A light bike has many advantages. It can be accelerated quickly, stopped safely and as a general rule it is much easier to manoeuvre. Furthermore, less weight facilitates transport by bus and train.



/// A-Head Set

In case of A-head set systems, the stem is fastened onto the steering tube. The steering tube does no longer need a thread, which gives the fork manufacturer the possibility to produce steering tubes with thinner walls and use other materials, e.g. carbon. Hence, A-head set systems offer a weight advantage and facilitate assembly.



/// 3D forged

3D forging is a forging technique which guarantees a particularly high strength of the material. Therefore it is possible to produce very exact high quality pieces with tight tolerances.



/// Reach and Drop

Regarding Road handlebars the term 'reach' describes the dimension of the grip width, the term 'drop' describes the dimension of the grip depth.



/// Tool-free adjustment

This item indicates the possibility to individually adapt the inclination of the adjustable stem to the desired riding position without the use of a tool. Angle adjustable stems allow the variable adaption of the handlebar height and thus adapt it to the seat height. The sitting position can be adjusted to every rider and to the different riding styles (athletic, relaxed).



/// Angle adjustable

This item indicates the possibility to individually adapt the inclination to the desired riding position. Angle adjustable stems allow a variable adaption of the handlebar height and thus adapt it to the seat height. The sitting position can be adjusted to every rider and to the different riding styles (athletic, relaxed).

HB-C12 XLC City/Trekking Handlebar

- Material: Alu 6061 DB
- Rise: 25mm
- Bending: 30°
- Weight: 262g
- Width: 630mm



250 15 00004 92195 630mm, Ø31.8mm, black matt
 250 15 00005 92195 630mm, Ø25.4mm, black matt

HB-C02 XLC City/Trekking Handlebar

- Material: Alu 6061
- Width: 600mm
- Bending: 27°
- Weight: approx. 285g



250 15 00200 91495 600mm, Ø25.4mm, black/matt
 250 15 00202 91495 600mm, Ø25.4mm, silver matt

HB-C03 XLC Trekking Handlebar

- Material: Alu 6061 PG
- Width: 600mm
- Bending: 40°
- Weight: approx. 273g



250 15 00800 91595 600mm, Ø25.4mm, black matt
 250 15 00802 91595 600mm, Ø25.4mm, silver matt

HB-C13 XLC City/Comfort Handlebar

- Material: Alu 6061 DB
- Height: 85mm width: 585mm
- Bending: 56°
- Weight: 271g (610mm)



250 15 00006 92195 585mm, Ø25.4mm, black matt

HB-C05 XLC Trekking Multifunctional Handlebar

- Material: Alu 6061 PG
- Width: 585mm
- Weight: approx. 505g



250 15 00400 91995 585mm, Ø25.4mm, black matt
 250 15 00402 91995 585mm, Ø25.4mm, silver matt

HB-C08 XLC Comp Ergo Bar

- Material: Aluminium 6061, butted
- Width: 600mm
- Bending: 27°
- Weight: approx. 198g



250 15 13000 92195 600mm, Ø25.4mm, black
 250 15 13100 92195 600mm, Ø31.8mm, black

HB-C09 XLC Comp Ergo Riser Bar

- Material: Aluminium 6061, butted
- Bending: 23°
- Width: 600mm
- Height: 30mm
- Weight: approx. 198g



250 15 13200 91495 600mm, Ø25.4mm, black
 250 15 13300 91495 600mm, Ø31.8mm, black

HB-C10 XLC Comp Ergo Riser Bar

- Material: Aluminium 6061 / 7050 butted
- Rise: 5°
- Bending: 30°
- Width: 630mm
- Weight: approx. 279g



250 15 13500 92795 630mm, Ø31.8mm, black

HB-M13 XLC Flat Riser Bar

- Material: Aluminium 6061, double butted
- Bending: 6°
- Width: 600mm
- Weight: approx. 260g



250 15 10300 92495 600mm, Ø25.4mm, black
 250 15 10400 92495 600mm, Ø31.8mm, black

HB-M14 XLC Pro Flat Bar

- Material: Alu 6061, double butted
- Bending: 9°
- Width: 580mm
- Weight: approx. 232g



250 15 14300 92695 580mm, Ø25.4mm, black matt
 250 15 14400 92695 580mm, Ø31.8mm, black matt
 250 15 14402 92495 580mm, Ø31.8mm, silver gloss

HB-M17 XLC Pro Ride Flat Bar

- Material: Alu 7050, double butted
- Bending: 9°
- Width: 780mm
- Weight: approx. 330g



250 15 03600 94995 780mm, Ø31.8mm, black

HB-M04 XLC Riser Bar With 30mm Height

- Material: Alu 6061 PG
- Width: 630mm
- Bending: 6°
- Height: 30mm
- Weight: approx. 345g



250 15 01200 91695 630mm, Ø25.4mm, 30mm, black matt
 250 15 01202 91695 630mm, Ø25.4mm, 30mm, silver matt
 250 15 01400 91695 630mm, Ø31.8mm, 30mm, black matt

HB-M04 XLC Riser Bar With 50mm Height

- Material: Alu 6061 PG
- Width: 630mm
- Bending: 9°
- Height: 50mm
- Weight: approx. 345g



250 15 01600	91695	630mm, Ø25.4mm, 50mm, black matt
250 15 01602	91695	630mm, Ø25.4mm, 50mm, silver matt
250 15 01800	91695	630mm, Ø31.8mm, 50mm, black matt

HB-M10 XLC Comp Riser Bar

- Material: Alu 6061, double butted
- Bending: 8°
- Width: 640mm
- Weight: approx. 324g (Ø25.4mm)



250 15 02100	92695	640mm, Ø25.4mm, 18mm, black
250 15 02300	93295	640mm, Ø31.8mm, 25mm, black
250 15 02500	93495	640mm, Ø31.8mm, 50mm, black

HB-M11 XLC Pro Riser Bar

- Material: Alu 6061, double butted
- Bending: 9° (Ø25.4mm 8°)
- Height: 15mm (Ø25.4mm 25mm)
- Weight: approx. 263g (Ø31.8 x 680mm)



250 15 02700	92895	660mm, Ø25.4mm, 15mm, black matt
250 15 02900	93195	680mm, Ø31.8mm, 15mm, black matt

HB-M12 XLC Pro SL Riser Bar

- Material: Alu 7050, double butted
- Bending: 9°
- Height: 15mm
- Weight: approx. 300g (black)



250 15 03100	94195	680mm, Ø31.8mm, 15mm, black
--------------	-------	-----------------------------

HB-M16 XLC Pro Ride Riser Bar

- Material: Alu 7050, triple butted
- Bending: 9°
- Height: 25mm
- Weight: approx. 372g



250 15 03500	94995	780mm, Ø31.8mm, 25mm, black
250 15 03501	94995	780mm, Ø31.8mm, 25mm, titanium
250 15 03503	94995	780mm, Ø31.8mm, 25mm, white
250 15 03507	94995	780mm, Ø31.8mm, 25mm, red

250 15 03509	94995	780mm, Ø31.8mm, 25mm, blue
250 15 03516	94995	780mm, Ø31.8mm, 25mm, orange
250 15 03518	94995	780mm, Ø31.8mm, 25mm, limegreen

HB-M18 XLC All MTB Topflat Bar

- Material: Alu 2014-T6, double butted
- Back sweep: 12°
- Width: 760mm
- Rise: 10mm
- Weight: approx. 310g



250 15 00300	93995	760mm, Ø31.8mm 10mm black/matt, 12°
250 15 00301	93995	760mm, Ø31.8mm 10mm black/gloss, 12°

HB-M19 XLC All MTB Riser Bar

- Material: Alu 2014-T6, double butted
- Back sweep: 9°
- Width: 780mm
- Rise: 15mm/30mm
- Weight: approx. 310g/330g



250 15 00305	93995	780mm, Ø31.8mm 15mm black/matt, 9°
250 15 00306	93995	780mm, Ø31.8mm 15mm black/gloss, 9°
250 15 00307	93995	780mm, Ø31.8mm 30mm black/matt, 9°
250 15 00308	93995	780mm, Ø31.8mm 30mm black/gloss, 9°

HB-M20 XLC All MTN Riser Bar

- Material: Alu 6061-T6, double butted
- Back sweep: 9°, Up Sweep: 5°
- Handlebar clamping: Ø35mm, (clamping width 80/90mm)
- Width: 780mm, Rise: 20mm/30mm
- Weight: 329g



250 15 00320	93995	780mm, Ø35/90mm, 20mm, black/matt, 9°
250 15 00322	93995	780mm, Ø35/80mm, 30mm, black/matt, 9°



HB-R05 XLC Road Bar

- Material: Alu 6061-T6, double butted
- Back sweep: 6°, flare angle: 2°
- Width: 400/420/440mm
- Reach: 69mm, Drop: 130mm
- Handlebar clamping: Ø 31.8mm/60mm
- Weight: approx. 320g



250 15 00650	92495	400mm, Ø31.8mm, black
250 15 00651	92495	420mm, Ø31.8mm, black
250 15 00652	92495	440mm, Ø31.8mm, black

HB-R05 XLC Road Bar

- Material: Aluminium, butted
- Width: 420mm
- Reach: 100mm
- Handlebar clamping: Ø25.4mm



250 15 00655	91995	420mm, Ø25.4mm, silver
--------------	-------	------------------------



TRI BARS



HB-X03 XLC Tribar Bridge

- Material: Nylon/Glass fiber
- Width: 80mm (c/c)
- Adjustment: 30°
- Ø22.2mm



250 15 20160 9895 for tri bar race handlebars HB-T03 and HB-T05

HB-T04 XLC Pro Tri Bar Extension

- Material: Aluminium 6061-T6
- Incl. softgrip cover
- Weight: approx. 477g

Information for specialist dealers: ISO/EN-Road certification



250 15 20900 93995 Ø25.4mm - 31.8mm, 280/95mm, black

HB-T05 XLC Pro Tri Bar Extension

- Material: Aluminium 6061-T6
- Weight: approx. 475g
- Compatible with tri bar bridge HB-X03 (not included in scope of delivery)

Information for specialist dealers: ISO/EN-Road certification



250 15 20910 94995 Ø25.4mm - 31.8mm, 300/95mm, black

HB-T01 XLC Tri Bar Extension

- Aluminium
- For race handlebars 25.4-26.0mm



250 15 20000 93995 25.4-26.0mm, black matt
 250 15 20100 91295 replacement arm pad for tri bar extension HB-T01

HB-T03 XLC Pro Tri Bar Extension

- Material: Aluminium 6061-T6
- With cable spacing
- Weight: approx. 475g



250 15 20800 94995 Ø31.8mm, black
 250 15 20150 92895 replacement arm pad for tri bar extension HB-T03

STEMS



ST-T01 XLC Angle Adjustable Stem

- Material: Alu forged
- Angle adjustable: 90° - 155°
- Handlebar socket: Ø25.4mm
- Steerer length: 180mm
- Weight: approx. 456g (Ø25.4 x 180mm)



250 15 28000	91995	Ø22.2mm (for 1" fork), 100mm, black
250 15 28100	91995	Ø25.4mm (for 1 1/8" fork), 100mm, black
250 15 28001	91995	Ø22.2mm (for 1" fork), 100mm, silver
250 15 28101	91995	Ø25.4mm (for 1 1/8" fork), 100mm, silver

ST-T02 XLC Angle Adjustable Stem Black

- Material: Alu 2D
- Angle adjustable: 0° to 60°
- Handlebar socket: Ø 25.4mm
- Steerer length: 180mm
- Weight: approx. 320g



250 15 24000	92595	Ø22.2mm (for 1" fork), 80mm, black
250 15 24200	92595	Ø22.2mm (for 1" fork), 100mm, black
250 15 24400	92595	Ø22.2mm (for 1" fork), 120mm, black
250 15 24600	92595	Ø25.4mm (for 1 1/8" fork), 80mm, black
250 15 24800	92595	Ø25.4mm (for 1 1/8" fork), 100mm, black
250 15 25000	92595	Ø25.4mm (for 1 1/8" fork), 120mm, black

ST-T02 XLC Angle Adjustable Stem Silver

- Material: Alu 2D
- Angle adjustable 0° bis 60°
- Handlebar socket: Ø 25.4mm
- Steerer length: 180mm
- Weight: approx. 320g



250 15 24002	92595	Ø22.2mm (for 1" fork), 80mm, silver
250 15 24202	92595	Ø22.2mm (for 1" fork), 100mm, silver
250 15 24402	92595	Ø22.2mm (for 1" fork), 120mm, silver
250 15 24602	92595	Ø25.4mm (for 1 1/8" fork), 80mm, silver
250 15 24802	92595	Ø25.4mm (for 1 1/8" fork), 100mm, silver
250 15 25002	92595	Ø25.4mm (for 1 1/8" fork), 120mm, silver

ST-T10 XLC Comp Angle Adjustable Stem

- Material: Aluminium
- Angle adjustable: -10° to +60°
- Tool-free stem mounting
- Handlebar socket: Ø25.4mm
- Steerer length: 180mm
- Weight: approx. 650g



250 15 26700	93995	Ø25.4mm (for 1 1/8" fork), 110mm, black
--------------	-------	---

ST-T11 XLC Comp Angle Adjustable A-Head Stem

- Material: Aluminium
- Angle adjustable -10° bis +60°
- Tool-free stem mounting
- Handlebar socket: Ø25.4mm
- Height: 82mm (40mm steerer socket)
- Weight: approx. 531g



250 15 26800	93995	Ø25.4mm (for 1 1/8" fork), 110mm, black
--------------	-------	---

ST-T18 XLC Comp Stem

- Material: Aluminium 6061T6, forged
- Angle adjustable: -10° to +60°
- Steerer length: 180/230mm
- Handlebar clamping: Ø 25.4/31.8mm
- Weight: approx. 445g (at Ø1 1/8", 105 x 180mm)



250 15 28700	93395	Ø22.2mm (f. 1" fork) 75mm, black, 180mm, handlebar Ø25.4mm
250 15 28701	93395	Ø22.2mm (f. 1" fork) 95mm, black, 180mm, handlebar Ø25.4mm
250 15 28702	93395	Ø22.2mm (f. 1" fork) 105mm, black, 180mm, handlebar Ø25.4mm
250 15 28705	93395	Ø22.2mm (f. 1" fork) 105mm, black, 230mm, handlebar Ø25.4mm
250 15 28706	93395	Ø25.4mm (1 1/8" fork) 75mm, black, 180mm, handlebar Ø25.4mm
250 15 28707	93395	Ø25.4mm (1 1/8" fork) 95mm, black, 180mm, handlebar Ø25.4mm
250 15 28708	93395	Ø25.4mm (1 1/8" fork) 105mm, black, 180mm, handlebar Ø25.4mm
250 15 28709	93395	Ø25.4mm (1 1/8" fork) 105mm, black, 230mm, handlebar Ø25.4mm
250 15 28710	93395	Ø25.4mm (1 1/8" fork) 75mm, black, 180mm, handlebar Ø31.8mm
250 15 28711	93395	Ø25.4mm (1 1/8" fork) 95mm, black, 180mm, handlebar Ø31.8mm
250 15 28712	93395	Ø25.4mm (1 1/8" fork) 105mm, black, 180mm, handlebar Ø31.8mm

ST-T13 XLC Comp Angle Adjustable A-Head Stem

- Material: Aluminium 3D forged
- Weight: approx. 268g (at 110mm)
- Angle adjustable: 0° - 90°



250 15 51500	93295	1 1/8", Ø25.4mm, 90mm, black
250 15 51600	93295	1 1/8", Ø25.4mm, 110mm, black
250 15 51700	93295	1 1/8", Ø31.8mm, 90mm, black
250 15 51800	93295	1 1/8", Ø31.8mm, 110mm, black
215 80 27100	9195	XLC stem cover cap, black for ST-T13

ST-T17 XLC Comp Angle Adjustable A-Head Stem

- Material: Aluminium 6061-T6 cold forged
- Angle adjustable: -10° - + 60°
- Steerer length: 55mm (40mm steerer socket)
- Weight: approx. 297g (110mm)



250 15 52600	92995	1 1/8", Ø25.4mm, 80mm, black
250 15 52700	92995	1 1/8", Ø25.4mm, 110mm, black
250 15 52800	92995	1 1/8", Ø31.8mm, 80mm, black
250 15 52900	92995	1 1/8", Ø31.8mm, 110mm, black

ST-T14 XLC Comp Angle Adjustable A-Head Stem

- Material: Aluminium 2D forged
- Weight: approx. 252g (Ø25.4 x 90mm)
- Angle adjustable: 0° - 60°



250 15 52200	92495	1 1/8", Ø25.4mm, 90mm, black
250 15 52300	92495	1 1/8", Ø25.4mm, 110mm, black
250 15 52400	92495	1 1/8", Ø31.8mm, 95mm, black
250 15 52500	92495	1 1/8", Ø31.8mm, 110mm, black

ST-T15 XLC Comp A-Head Stem Double Adjust

- Material: Aluminium 3D forged
- Weight: approx. 272g
- Double angle adjustable 0° to 90° / -80° to +80°



250 15 56100	93995	1 1/8", Ø31.8mm, 100mm, black
--------------	-------	-------------------------------

STEMS



ST-M02 XLC Angle Adjustable A-Head Stem

- Material: Alu
- Angle adjustable: -40° to +40°
- Clamping height: 40mm
- Weight: approx. 315g (at 110mm)



250 15 50000	91995	1 1/8", Ø25.4mm, 108mm, black/matt
250 15 50002	91995	1 1/8", Ø25.4mm, 108mm, silver/matt
250 15 50200	91995	1 1/8", Ø25.4mm, 128mm, black/matt
250 15 50202	91995	1 1/8", Ø25.4mm, 128mm, silver/matt

ST-M30 XLC Comp A-Head Stem

- Material: Alu 6061T6 3D forged
- Angle adjustable: -30° to +40°
- Weight: approx. 259g (100mm)

Information for specialist dealers: EN-MTB und EN Trekking certification



250 15 52950	93295	1 1/8", Ø31.8mm, 90mm, black, adjustable
250 15 52951	93295	1 1/8", Ø31.8mm, 110mm, black, adjustable

ST-F02 XLC Pro Ride A-Head Stem

- Material: forged Alu 6061T6
- CNC-made
- Angle: 15°
- Weight: approx. 250g



250 15 30700	93995	1 1/8", Ø31.8mm, 40mm, black/white
250 15 30703	93995	1 1/8", Ø31.8mm, 40mm, white/black

ST-F05 XLC Pro Ride A-Head Stem

- Material: Aluminium 6061T6
- CNC-made
- Angle: 0°
- Clamping: 38mm
- Weight: approx. 198g



250 15 30650	94995	1 1/8", Ø31.8mm, 40mm, black
--------------	-------	------------------------------

ST-F04 XLC Pro Ride Stem Direct Mount

- Material: Aluminium 6061T6
- CNC-made
- Angle: 15°
- Clamping: 38mm
- Weight: approx. 150g
- Suitable for e.g. Boxser type



250 15 30660	94995	Ø31.8mm, 50mm, black
--------------	-------	----------------------

ST-M25 XLC All MTB A-Head Stem

- Material: Alu 6061, 3D forged
- Clamping: 35mm
- Weight: approx.145g (at Ø31.8 x 35mm)



250 15 22500	93995	1 1/8", Ø31.8mm, 35mm, 0° black/matt
250 15 22501	93995	1 1/8", Ø31.8mm, 45mm, 0° black/matt
250 15 22502	93995	1 1/8", Ø31.8mm, 55mm, 0° black/matt
250 15 22503	93995	1 1/8", Ø31.8mm, 65mm, 0° black/matt

250 15 22510	93995	1 1/8", Ø31.8mm, 35mm, 0° black/gloss
250 15 22511	93995	1 1/8", Ø31.8mm, 45mm, 0° black/gloss
250 15 22512	93995	1 1/8", Ø31.8mm, 55mm, 0° black/gloss
250 15 22513	93995	1 1/8", Ø31.8mm, 65mm, 0° black/gloss

ST-M27 XLC All MTN A-Head Stem

- Material: Alu 6061, 3D forged
- Clamping: 39mm
- For Ø 35mm handlebar clamping
- Weight: approx.146g (at Ø 35mm x 5mm)

Ø 35 MM



250 15 22551	93995	1 1/8", Ø35mm, 50mm, 0°, black/matt
250 15 22552	93995	1 1/8", Ø35mm, 60mm, 0°, black/matt
250 15 22553	93995	1 1/8", Ø35mm, 70mm, 0°, black/matt

ST-M20 XLC Pro SL A-Head Stem

- Material: Aluminium 6061T6
- CNC-made
- Angle: +/-5°
- Clamping: 40mm
- Weight: approx. 121g (70mm)



250 15 62000	95495	1 1/8", Ø31.8mm, 60mm, 5°, black
250 15 62100	95495	1 1/8", Ø31.8mm, 70mm, 5°, black
250 15 62200	95495	1 1/8", Ø31.8mm, 80mm, 5°, black
250 15 62300	95495	1 1/8", Ø31.8mm, 90mm, 5°, black

XLC. SIMPLY WELL DONE



ST-F01 XLC Comp A-Head Stem Freeride

- Material: Alu
- Weight: approx. 195g
- Angle: 25°



250 15 30900 91995 1 1/8", Ø31.8mm, 60mm, black/matt

ST-M21 XLC A-Head Stem Antishock

- New, patented construction
- Eliminates tiring of and pain in your arms, shoulders, wrists and neck, absorbs vibration and optimizes pressure distribution evenly
- Allows a horizontal damping angle of up to 2°
- Material: Alu 2014, 3D forged
- Angle: 6°, weight: approx. 198g (100mm)



250 15 40500 94995 stem 1 1/8", Ø31.8mm, 80mm, black, - 6°
 250 15 40501 94995 stem 1 1/8", Ø31.8mm, 90mm, black, - 6°
 250 15 40502 94995 stem 1 1/8", Ø31.8mm, 100mm, black, - 6°

ST-M15 XLC Comp A-Head Stem

- Material: Alu 6061, 3D forged
- Weight: approx. 155g (at Ø31.8 x 110mm)



250 15 35900 92195 1 1/8", Ø25.4mm, 60mm, 35°, black
 250 15 36050 92195 1 1/8", Ø25.4mm, 90mm, 6°, black
 250 15 36150 92195 1 1/8", Ø25.4mm, 90mm, 35°, black
 250 15 36250 92195 1 1/8", Ø25.4mm, 110mm, 6°, black
 250 15 36350 92195 1 1/8", Ø25.4mm, 110mm, 35°, black
 250 15 36800 92195 1 1/8", Ø31.8mm, 60mm, 35°, black
 250 15 36450 92195 1 1/8", Ø31.8mm, 90mm, 6°, black
 250 15 36550 92195 1 1/8", Ø31.8mm, 90mm, 35°, black
 250 15 36650 92195 1 1/8", Ø31.8mm, 110mm, 6°, black
 250 15 36750 92195 1 1/8", Ø31.8mm, 110mm, 35°, black
 250 15 36850 92195 1 1/8", Ø31.8mm, 120mm, 35°, black
 250 15 36950 92195 1 1/8", Ø31.8mm, 130mm, 35°, black

ST-M26 XLC Pro All Ride A-Head Stem

- Material: Alu 7050, 3D forged
- Angle: +/- 7°
- Clamping: 38mm
- Weight: approx. 105g (Ø31.8 x 100mm)



250 15 50900 93495 black +/- 7° 1 1/8" Ø31.8mm 70mm
 250 15 50901 93495 black +/- 7° 1 1/8" Ø31.8mm 80mm
 250 15 50902 93495 black +/- 7° 1 1/8" Ø31.8mm 90mm
 250 15 50903 93495 black +/- 7° 1 1/8" Ø31.8mm 100mm
 250 15 50904 93495 black +/- 7° 1 1/8" Ø31.8mm 110mm
 250 15 50905 93495 black +/- 7° 1 1/8" Ø31.8mm 120mm
 250 15 50910 93495 black +/- 7° 1 1/4" Ø31.8mm 70mm
 250 15 50911 93495 black +/- 7° 1 1/4" Ø31.8mm 80mm
 250 15 50912 93495 black +/- 7° 1 1/4" Ø31.8mm 90mm
 250 15 50913 93495 black +/- 7° 1 1/4" Ø31.8mm 100mm
 250 15 50914 93495 black +/- 7° 1 1/4" Ø31.8mm 110mm
 250 15 50915 93495 black +/- 7° 1 1/4" Ø31.8mm 120mm



ST-L01 XLC A-Head Stem Riser UP 99

- Material: Alu 6061, cold-forged
- Height: 99mm
- Adjustment options: 8mm (1 spacer)
- Weight: approx. 174g



250 15 68000 93295 1 1/8", black

ST-L01 XLC A-Head Stem Riser UP 117

- Material: Alu 6061, cold-forged
- Height: 117mm
- Adjustment options: 8mm (1 spacer), 5mm (4 spacers)
- Weight: 214g



250 15 68200 93295 1 1/8", black

ST-L02 XLC A-Head Adapter Easy Up&Down

- Material: Aluminium, forged
- Tool-less height adjustment with quick release
- Suitable for steel steerers
- Minimum steerer length: 150mm
- Height: 110-180mm
- Hub height: 70mm
- Weight: approx. 377g



250 15 68500 94795 1 1/8", black

ST-L03 XLC A-Head Converter

- Material: Aluminium
- Enables usage of A-head stems in combination with a 1 1/8" thread fork steerer



250 15 68800 91895 for 1 1/8" fork steerer, 1 1/8" clamping

BAR ENDS



BE-A14 XLC Pro Bar Ends

- Material: Aluminium
- Ergonomic design for right and left hand
- Length approx. 83mm, weight: approx. 122g



250 15 73803 92395 white

BE-A13 XLC Pro Bar Ends

- Material: Aluminium 6061-T6, 3D forged
- Length: approx. 80mm, weight: only approx. 75g
- Ergonomic grip shape



250 15 73700 92695 black

BE-A10 XLC Comp Bar Ends Bo

- Material: Aluminium forged
- Ergonomic shape
- Weight: approx. 180g, length: approx. 110mm



250 15 71200 91995 black

BE-A12 XLC Comp Bar Ends Black Matt

- Material: Alu 6061-T6 3D forged
- With ergonomic thumb rest
- Weight: only approx. 108g



250 15 73200 91895 black/matt

BE-A08 XLC Comp Bar Ends

- Material: Alu core with Kraton casing
- Ergonomic shape, very grippy
- Length approx. 125mm, weight: approx. 142g



250 15 71600 91595 black

BE-A01 XLC Bar Ends Black Matt

- Material: Alu 6061T6
- Length: approx. 140mm, weight: approx. 127g



250 15 70000 91595 black matt

BE-A01 XLC Bar Ends Silver Matt

- Material: Alu 6061T6
- Length: approx. 140mm, weight: approx. 127g



250 15 70002 91595 silver matt

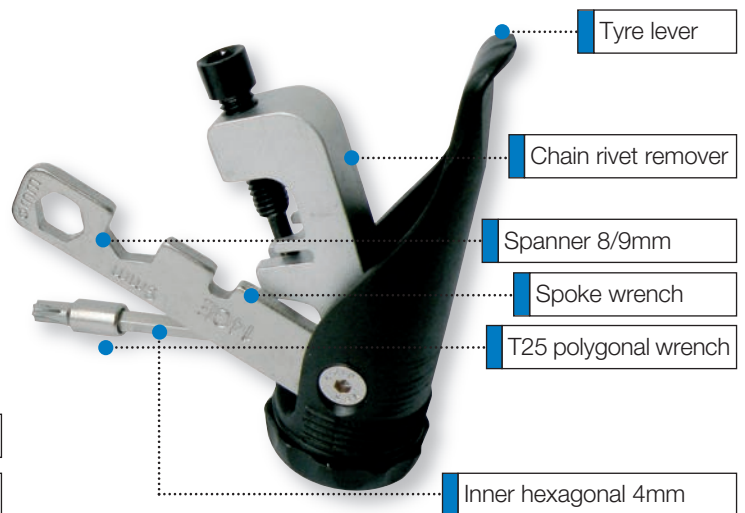
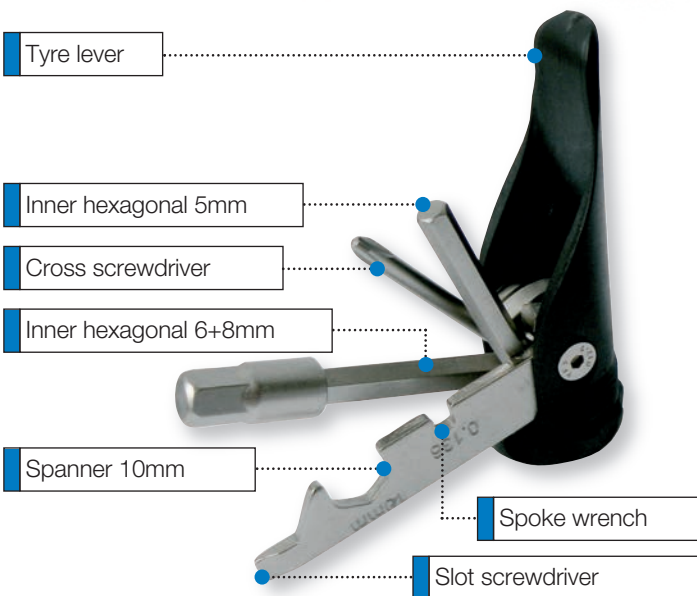
BE-A11 XLC Comp Bar Ends

- Material: Alu 6061-T6 3D forged
 - Length: 110mm
 - Weight: only approx. 284g light
 - With integrated multi-tool
- **Tool functions:**
 - 4/5/6/8mm inner hexagonal
 - T25
 - Spoke wrench
 - Screwdriver cross/slot
 - 8/9/10mm spanner
 - Chain rivet remover
 - Tyre lever



... with integrated multi-tool set with 13 functions

With our XLC Comp Bar Ends BE-A11, you always have the most important bike tools with you. The bar ends are forged of 6061-T6er Aluminium and have a length of 110mm and thus offer an additional optimized grip position. Mini-tools with 13 functions in total are integrated in the bar ends. Thus, you can fix your bike yourself when you are on a journey, even a chain rivet remover is included. There is no more effective way to carry your tools.



250 15 71400 92995 black

GRIPS



GRIPS | FEATURES



/// 2- and 3-component material

2 and/or 3 materials with different characteristics are used in these grips in order to reach optimised performance and high comfort.



/// Gel padding

Gel padding is a comfortable version for bike grips. It absorbs vibrations and shocks, thus relieving hands, arms and shoulders. Due to its inert reaction, the gel pad absorbs occurring shocks and prevents them from being transmitted to the rider. Due to the material flexibility and the natural anatomic shape, the weight of the rider is equally balanced on the pressure areas.



/// Screw lock

Modern grips with screw locks offer many advantages. They are easily plugged on the handlebar ends. You only have to tighten the clamping screws. Properly clamped screws ensure an ideally secured screw. On demand, the grips can be removed and used again.



/// Silicone grips

Our silicone grips are 100% free of PVC and 100% recyclable. Also, they are UV-resistant and also rain, salt and sandproof. They offer an ideal grip and are non-slip even without additional screws. XLC silicone grips are washable.

GR-S22 XLC Grips Ergonomic Black/Grey

- 3-component material
- Shock absorbing gel pad, big Kraton hand rest
- Ergonomic shape
- Screw lock for simple mounting and firm fit
- Weight: approx. 238g



250 15 83800 91795 black/grey, 135mm
 250 15 83850 91795 black/grey, 135/92mm

GR-S22 XLC Grip Ergonomic White/Grey

- 3-component material
- Shock absorbing gel pad, big Kraton hand rest
- Ergonomic shape
- Screw lock for simple mounting and firm fit
- Weight: approx. 238g



250 15 83803 91795 white/grey, 135mm

GR-G16 XLC Grips Hitch

- 2-component material with Kraton gel hand rest
- Ergonomic design with integrated bar ends for different riding positions
- Screw lock for easy mounting and firm fit, weight: approx. 280g



250 15 88100 91995 black/grey

GR-S28 XLC Grips Bo1

- Inner construction consisting of a fibre-reinforced slit 3D sleeve
- Outer construction: 2-component material
- Dual-compound Kraton surface guarantees ideal damping characteristics, prevents tiring sensation and relieves the wrists
- Robust screw clamping for easy mounting and firm fit
- Extremely light construction, weighs only 120g/pair
- Integrated handlebar caps
- Ergonomically shaped grip ends
- Integrated, ergonomic slip protector



250 15 85900 91495 black/grey, 136mm

GR-S07 XLC Grips Ergonomic White/Black

- 3-component material, shock-absorbing
- Ergonomic shape
- Screw lock for easy mounting and firm fit



250 15 85103 91695 white/black, 140mm

GR-S07 XLC Grips Ergonomic Black/Grey

- 3-component material, shock-absorbing
- Ergonomic shape
- Screw lock for easy mounting and firm fit



250 15 85100 91495 black/grey, 140mm

GR-S19 XLC Grips

- 2-component material
- Neoprene surface
- Screw lock for easy mounting and firm fit



250 15 80000 91495 black, 129mm

GR-S06 XLC Grips Durchblick Black/Transparent

- 2-component material, gel padding
- Transparent surface
- With 2 screw locks for easy mounting and extra firm grip, weight: approx. 89g



250 15 83600 91695 black/transparent, 125mm

GR-S23 XLC Grips Bo2

- 2-component material, shock-absorbing
- Gel grip surface, ergonomic shape
- Body optimized

- Screw lock for easy mounting and firm fit



250 15 85750 91795 black/grey
250 15 85753 91795 white/grey

250 15 85756 91795 red/grey

GR-S05 XLC Grips Ringo

- 3-component material
- Outer material: Kraton
- With 2 screw locks
- Simple mounting and removing



250 15 85400 91495 black/grey/black, 130mm
250 15 85500 91495 grey/anthracite/red, 130mm

GR-S20 XLC Grips

- Material: Kraton, gel padding
- Ergonomic design
- With screw lock for simple mounting and firm fit weight: approx. 98g



250 15 80200 91495 black, 135mm

GR-S04 XLC Grips Ergonomic

- 3-component material, shock-absorbing
- Ergonomic shape
- Screw lock for easy mounting and firm fit



250 15 85200 9995 black/grey, 135mm
250 15 85300 9995 black/grey, 135/92mm

GR-S03 XLC Grips Sportive

- 2-component material, outer material: Kraton
- With 1 screw lock
- Easy mounting and removing



250 15 85800 9995 black/grey, 130mm

GR-S30 XLC Grips Ergonomic

- Ergonomically shaped grip for comfortable biking. Your wrist is protected and thus a sensation of numbness is prevented.

- Material: TPR, hard plastic, Aluminium
- Plastic inner body, Alu screw lock
- 2 colours, length: 130mm, weight: 146g / per pair



250 15 83860 91695 130mm, black/black
250 15 83861 91695 130mm, black/blue
250 15 83862 91695 130mm, black/red
250 15 83863 91695 130mm, black/white
250 15 83864 91695 130mm, black/grey

GR-S32 XLC Grips Corc Compound

- Material: Cork compound
- Ergonomic design, gel padding
- Screw lock for easy mounting and firm fit



250 15 89400 91795 135mm, brown/black
250 15 89410 91795 135/92mm, brown/black

GR-G03 XLC Grips Ergonomic

- 2-component material
- Gel grip surface, shock-absorbing
- Ergonomic shape



250 15 86600 9995 black/grey, 125mm

GR-G06 XLC Grips Ergonomic

- 3-component material
- Shock-absorbing
- Ergonomic shape



250 15 85000 9995 black/grey, 130mm

GR-S17 XLC
Grips Comfort Bo2

- 2-component material
- Shock-absorbing
- Gel grip surface
- 'Body optimized', ergonomic shape



GR-G07 XLC
Grip Dual Colour

- 2-component material
- Gel padding
- Kraton surface
- Weight: approx. 85g



250 15 86900	9995	black/grey, 135mm
250 15 86950	9995	black/grey, 135/92mm

250 15 83500	9895	black/blue, 125mm	250 15 83503	9895	black/white, 125mm
250 15 83501	9895	black/pink, 125mm	250 15 83504	9895	black/red, 125mm
250 15 83502	9895	black/green, 125mm			

GR-G04 XLC
Grips Ergonomic

- 2-component material
- Gel grip surface, shock-absorbing
- Ergonomic shape



GR-S18 XLC
Grips Sport Bo

- 2-component material
- Shock-absorbing
- Gel grip surface
- 'Body optimized', ergonomic shape



250 15 87000	9895	black/grey, 135mm
250 15 87200	9895	black/grey, 135/92mm

250 15 85700	9895	black/grey	250 15 85706	9895	red/grey
250 15 85703	9895	white/grey			

GR-G05 XLC
Grips Sportive

- 2-component material
- Gel grip surface, shock-absorbing



GR-G13 XLC
Grips Soft

- Material: foam rubber



250 15 88700	9595	black, 130mm
--------------	------	--------------

GR-G12 XLC
Grips Corc

- Material: Cork



250 15 88600	9795	black, 125mm
--------------	------	--------------

250 15 87400	9895	black/grey, 130mm
--------------	------	-------------------

GR-G01 XLC Grips Sportive

- 2-component material
- Gel grip surface, shock-absorbing



250 15 86200 9895 black/grey, 130mm

GR-G11 XLC Grips Retro

- Material: PVC
- Leather look



250 15 88800 91595 brown, 135mm
250 15 88900 91595 brown, 135/92mm

GR-G11 XLC Grips Retro

- Material: PVC
- Leather look



250 15 88810 91595 black, 135mm
250 15 88910 91595 black, 135/92mm

GR-F01 XLC Grips Foam

- Material: foam rubber
- For multifunctional handlebars
- Size: 400mm x Ø 19-22mm



250 15 89900 9495 black, 400mm

GR-G17 XLC Grips Retro

- Material: leather
- Handmade



250 15 89200 91995 128mm, black
250 15 89220 91995 128/92mm, black

GR-G17 XLC Grips Retro

- Material: leather
- Handmade



250 15 89210 91995 128mm, brown
250 15 89230 91995 128/92mm, brown

GR-S29 XLC Grips

- Material: leather
- Ergonomic design
- Gel padding
- Handmade
- Screw lock for easy mounting and firm fit



250 15 89300 91995 135mm, black
250 15 89310 91995 135/92mm, black

GR-S29 XLC Grips

- Material: leather
- Ergonomic design
- Gel padding
- Handmade
- Screw lock for easy mounting and firm fit



250 15 89320 91995 135mm, brown
250 15 89330 91995 135/92mm, brown



GR-S31 XLC Grips Silicone

- Material: 100% Silicone, absorbs shocks perfectly and provides the necessary comfort for your wrists
- Length: 130mm, weight: 62g / per pair
- Extremely high grip, the material perfectly adapts to the shape of your palm



250 15 81010	91695	130mm, black	250 15 81014	91695	130mm, red	250 15 81018	91695	130mm, yellow
250 15 81011	91695	130mm, grey	250 15 81015	91695	130mm, ruby red	250 15 81021	91695	130mm, lime
250 15 81012	91695	130mm, dark blue	250 15 81016	91695	130mm, pink			
250 15 81013	91695	130mm, cyan	250 15 81017	91695	130mm, orange			

GR-G18 XLC Kids' Grips With Lamella Structure

- Material: Kraton
- With impact protection
- Anti-slip and shock-absorbing lamella structure
- Weight: approx. 180g

NEW!



250 15 80310	9495	black, 82mm NEW!	250 15 80312	9495	pink, 82mm NEW!	250 15 80314	9495	blue, 82mm NEW!
250 15 80300	9495	black, 100mm	250 15 80302	9495	pink, 100mm	250 15 80304	9495	blue, 100mm
250 15 80311	9495	white, 82mm NEW!	250 15 80313	9495	red, 82mm NEW!			
250 15 80301	9495	white, 100mm	250 15 80303	9495	red, 100mm			

GR-G19 XLC Kids' Grips With Knob Structure

- Material: Kraton
- With impact protection
- Anti-slip and shock-absorbing knob structure
- Weight: approx. 180g

NEW!



250 15 80330	9495	black, 82mm	250 15 80332	9495	pink, 82mm	250 15 80334	9495	blue, 82mm
250 15 80320	9495	black, 100mm	250 15 80322	9495	pink, 100mm	250 15 80324	9495	blue, 100mm
250 15 80331	9495	white, 82mm	250 15 80333	9495	red, 82mm			
250 15 80321	9495	white, 100mm	250 15 80323	9495	red, 100mm			

GRIPS



GR-G22 XLC Grips Sport

- High density single compound
- Brilliant anti-slip characteristics
- With 1 screw lock, simple mounting
- Closed grip ends

NEW!



250 15 85810 91395 black, 135mm

GR-G23 XLC Grips Ergosport

- High density single compound
- Brilliant anti-slip characteristics
- Ergonomic design
- With 1 screw lock, simple mounting
- Closed grip ends

NEW!



250 15 85820 91495 black, 138mm

GR-G20 XLC BMX Grips

- Material: Kraton
- Anti-slip and shock-absorbing lamella structure
- 'Open-end' design

NEW!



250 15 80400 9695 130mm black
 250 15 80401 9695 130mm black/grey
 250 15 80410 9695 140mm black
 250 15 80411 9695 140mm black/grey

GR-G21 XLC BMX Grips Extra Soft

- Material: Kraton, extra soft
- Anti-slip and shock-absorbing lamella structure
- 'Open-end' design

NEW!



250 15 80420 9795 130mm black, extra soft
 250 15 80421 9795 130mm black/grey, extra soft
 250 15 80430 9795 147mm black, extra soft
 250 15 80431 9795 147mm black/grey, extra soft

HANDLEBAR END CAPS



GR-X02 XLC Handlebar End Caps

- Material: ABS
- Screw lock
- Diameter cap: Ø 25.5mm
- Diameter body: Ø 18.2mm

NEW!



250 15 99000 9495 per pair, black
 250 15 99007 9495 per pair, red
 250 15 99009 9495 per pair, blue
 250 15 99001 9495 per pair, celeste **NEW!**



HANDLEBAR TAPES



GR-T06 XLC Handlebar Tape

- Handlebar tape made of microfibre with special gel inlay and leather optics
- Not self-adhesive, still ideal adhesive and anti-slip characteristics
- No disturbing adhesive remainings on the handlebar when re-wrapping
- Shock-absorbing and wrist-relieving, pleasant surface
- Weight optimized



250 15 92000 92595 black



GR-T08 XLC Handlebar Tape

- EVA with special gel inlay, pleasant surface, shock-absorbing
- Not self-adhesive, still ideal adhesive and anti-slip characteristics
- No disturbing adhesive remainings on the handlebar when re-wrapping
- UV-ray- and temperature-resistant



250 15 91500	91795	black	250 15 91503	91795	white
250 15 91501	91795	yellow	250 15 91507	91795	red
250 15 91502	91795	blue			

GR-T01 XLC Handlebar Tape

- Gel, Cork style
- Without adhesive stripes, pressure fixation



250 15 90000	9995	black	250 15 90300	9995	blue
250 15 90100	9995	white	250 15 90400	9995	yellow
250 15 90200	9995	red	250 15 90301	9995	celeste NEW!

GR-T07 XLC Handlebar Tape

- Handlebar tape made of microfiber and additional anti-shock padding
- With perforated surface for additional grip
- Shock-absorbing and wrist-relieving, pleasant surface, self-adhesive



250 15 92400	91895	black/red
250 15 92500	91895	white/red

GR-T04 XLC Handlebar Tape

- 2-component structure (PU/microfibre)
- With perforated surface for additional grip
- Self-adhesive



250 15 91200	91695	white/black
250 15 91300	91695	white/red

GR-T05 XLC Handlebar Tape Gel Pads

- Gel padding for race handlebars
- Consisting of 2 lower and 2 upper race handlebar inlays



250 15 91000	9995	transparent
--------------	------	-------------



QUICK RELEASES



QR-L06 XLC Pro SL MTB Quick Release Set

- For MTB wheels
- Titanium axle, Carbon lever
- Ultra light, weighs only about 46g
- Lengths: 110/135mm



250 16 02100 95295 black

QR-L04 XLC Pro SL Road Quick Release Set

- For Road tyres
- Titanium axle, Carbon lever
- Ultra light, weighs only about 42.5g
- Lengths: 110/130mm



250 16 02000 95295 black

QR-H01 XLC Pro Fixed Axle

- Aluminium 7075
- Incl. Carbon lever
- Weight: approx. 71g (150mm)



250 16 02400 93295 black, Ø12mm 135/168mm
 250 16 02500 93295 black, Ø12mm 150/183mm
 250 16 02600 93295 black, Ø12mm 142/171mm

QR-A01 XLC Inner Hexagonal Quick Release Set

- FW + RW + saddle quick release
- For 5mm inner hexagonal



250 16 01520 9895 black

QR-L05 XLC Pro Quick Release Set Colour Edition

- Weight: approx. 150g



250 16 02101	92195	titanium
250 16 02107	92195	red
250 16 02109	92195	blue

250 16 02116	92195	orange
250 16 02118	92195	lime

QR-L02 XLC Quick Release Set

- Alu/CroMo
- With quick release lock
- Weight: approx. 110g (pair)



250 16 01550	91195	black
250 16 01553	91195	red

QR-L03 XLC Pro Quick Release Set

- Alu/steel
- With quick release lock



250 16 01570	91695	red
--------------	-------	-----



QR-L01 XLC FW Quick Release

- CroMo axle
- New safety system
- No post-mounting necessary
- One hand mounting



250 16 01560	91295	black
--------------	-------	-------

AX-C01 XLC Axle Pegs

- CroMo
- Anti-slip surface



250 16 90000	91895	FW/RW Ø10mm axle
250 16 90100	91895	FW/RW Ø14mm axle

BAGS



BA-S44 XLC Saddle Bags

- Material: 600D Polyester
- Incl. T-mount for saddle rail
- Reflective areas
- Flap for safety lighting
- Inner mesh pocket
- Hook and loop fastener for seat post mounting
- Embossed logo
- Expo function (250 17 16900)
- Delivery without content



NEW SIZES

250 17 16790	91895	black/anthracite, 0.45l
250 17 16792	91895	black/anthracite, 0.60l
250 17 16794	91895	black/anthracite, 0.80l
250 17 16800	91895	black/anthracite, 1.6l
250 17 16900	91895	black/anthracite, 1.6-1.8l with Expo function

BA-S59 XLC Satteltasche

- Material: 600D Polyester
- Hook and loop fastener mount
- Reflective areas
- Flap for safety lighting
- Mesh inner pocket
- Eyelet for keys, etc.
- Size: 15 x 7 x 9cm /17.5 x 8.5 x 11cm
- Weight: 76g/89g



NEW SIZES

250 17 17006	91695	black/anthracite, 0.3l
250 17 17010	91695	black/anthracite, 0.45l
250 17 17011	91895	black/anthracite, 0.6l
250 17 17012	91895	black/anthracite, 0.8l

BA-S43/47 XLC System Carrier Bag

- Material: 600D Polyester
- Incl. hook and loop fastener mount
- Reflective areas, additional flap for safety lighting
- 2 extra outer rubber zipper pockets
- 1 inner mesh pocket
- Flat shape, fits under the saddle
- Embossed logo
- Handle, shoulder strap
- Size: 35 x 16 x 18cm
- Volume: approx. 15l



carry more by XLC

BA-S64 XLC System Carrier Bag Carry more

- Especially for XLC Carry more System Carrier
- Incl. adapter plate, without switch button lock
- Becomes double bag due to double expo function
- Material: 600D Polyester



carry more by XLC

250 17 16600	94995	black/anthracite, universal mounting
250 17 16650	95995	black/anthracite for XLC System Carry More

250 17 16660	96995	black/anthracite
--------------	-------	------------------



BA-W30 | XLC System Carrier Bag Carry More

- Especially for XLC Carry More System carriers
- Incl. adapter plate, without switch button lock
- Waterproof Polyester material IPX3 with reflective areas
- Flap for safety lighting
- Flat shape, fits under saddle
- Padded main compartment
- Removable shoulder strap, handle
- Rubber cord for additional bags



carry more by XLC

250 17 16500 96995 black/brown, 30 x 14 x 18cm, approx. 7l

BA-W31 | XLC Single Bag With Backpack Function

- Waterproof Polyester material IPX3 with reflective areas
- Covered carrier mount, hook horizontally adjustable, Ømax. 15mm
- With additional roll closure, zipper outer pocket, flap for safety lighting
- Padded main compartment, inner mesh pocket, removable shoulder strap, handle
- Removable shoulder straps for backpack function



250 17 16510 96995 black/brown, 40 x 30 x 14cm, 16l, (per piece)

BAGS | FEATURES



/// Polyester 210D | 450D | 500D | 600D | 650D
 The respective D number indicates the size of Nylon threads used for this material: e.g. for 450D this means that the material has a thread size of 450 and has reinforcing threads every 4mm (650D every 6.5mm, 210D every 2.1mm, etc.).



/// Map compartment
 The map compartment is a practical feature in handlebar bags. It is located on the top side of the bag. Its transparent protection cover enables easy map usage while riding your bike. The map is still protected against rain water.



/// KlickFix mount
 The KlickFix mount is a handlebar adaption which is compatible with packing bags equipped with a KlickFix basic plate. After mounting the KlickFix mount, the packing bags can be removed tool-free at any time.

/// Rixen & Kaul mounting rail
 The Rixen & Kaul KlickFix mounting rail is a practical packing bag mount for rear wheel carriers and Lowrider. Removable adapter sleeves provide the possibility to mount it on carriers with different diameters.



/// MTS mounting
 The MTS mount is suitable for mounting MTS bags on handlebars with Ø 25.4mm. The integrated quick closure enables tool-free removing. (Attention: Only possible when handlebar bag features the corresponding MTS basic plate).



/// Rain cover
 A rain cover, which is included in the scope of delivery, protects against rain or dust.



/// Reflective stripes
 Reflective stripes mirror light of other road users or street lights and provide more safety mainly during dawn/dusk or night time. Often, reflective fabric consists of thousands of microscopically mirrored glass balls with a special Polymer layer.

BA-W21 XLC System Carrier Bag Carry More

- For XLC System carriers
- Suitable for CarryMore systems
- Incl. System adapter plate
- **Without switch button lock**
- 100% waterproof
- Reflective areas
- Roll closure
- Handle
- Material: 500D PVC
- Size: approx. 40 x 12 x 35cm
- Volume: approx. 16l
- Weight: approx. 1,100g



250 17 05700 94995 black/graphite, waterproof

BA-S63 XLC Double Bag Carry More

- **Especially for XLC Carry More System carriers**
- Incl. adapter plate, without switch button lock
- Material: 600D Polyester, with reflective areas and embossed logo



250 17 16210 98995 black/anthracite
size: 29 x 14 x 34cm, volume: approx. 30l

BA-S42 XLC Handlebar Bag

- Material: 600D Polyester
- Incl. MTS handlebar mount (suitable also for Ø31.8mm)
- Reflective areas
- Separate outer rubber zipper pocket
- 2 inner mesh pockets
- Embossed logo
- Handle, shoulder strap
- Size: 25 x 12 x 22cm
- Volume: approx. 7l



250 17 16400 96995 black/anthracite
250 17 50600 91895 repl. handleb. mount MTS, black

BA-S46 XLC Seat Post Bag

- For KLICKfix adapter
- Material: 600D Polyester
- Reflective areas
- 2 separate lateral rubber zipper pockets
- Inner mesh pocket
- Tension strap for additional storing
- Embossed logo
- Size: 26 x 16 x 17cm
- Volume: approx. 7.4l



250 17 17400 94995 black/anthracite, **without Klickfix adapter**

BA-S45 XLC Frame Bag

- Material: 600D Polyester
- 4 hook and loop fastener flaps
- 1 lateral rubber zipper pocket
- Hook and loop fastener for seat post mounting
- Reflective areas
- Embossed logo
- Size: 20 x 5 x 22cm
- Volume: approx. 1.7l
- Weight: approx. 150g



250 17 17200 91595 black/anthracite

BA-S60/BA-S61 XLC Frame Bag

- Material: 600D Polyester
- Hook and loop fastener flaps
- Inner mesh pocket
- Additional eyelet for keys, etc.
- Magnetic closure (BA-S60)
- Rubber zippers (BA-S61)
- Size: 15 x 4.5 x 7.5cm, 64g (BA-S60)
- Size: 16 x 6 x 9cm, 71g (BA-S61)
- Volume: 0.4l (BA-S60)
- Volume: 0.55l (BA-S61)



250 17 17300 91595 black/anthracite, 0.4l **BA-S60**
250 17 17310 91595 black/anthracite, 0.55l **BA-S61**



BA-S40 XLC Single Bag Set

- Material: 600D Polyester
- Incl. Rixen & Kaul hook mounting
- Reflex zones
- Additional clip for carrier strut, horizontally adjustable
- Rubberized handle
- 2 integrated outer pockets with rubber zipper
- Mesh inner pockets, drawstring fastener
- Embossed logo
- Dim.: 29 x 14 x 36cm, approx. 30l



250 17 16000 97295 set right+left, black/anthracite

BA-S41 XLC Double Bag

- Material: 600D Polyester
- Additional clip for carrier strut, horizontally adjustable
- 3 integrated outer pockets with rubber zipper
- Reflex zones
- Mesh inner pockets, drawstring fastener
- Embossed logo
- Dimensions: 29 x 14 x 34cm
- Approx. 30l of cargo



250 17 16200 96995 black/anthracite

BA-S65 XLC Handlebar Bag Traveller

- 600D Polyester fabric
- With KLICKfix mounting plate
- 2 lateral pockets with rubber zipper, padded main compartment with zipper inner pocket
- With large hinged map pocket
- Incl. shoulder strap
- Lateral reflective sticker, 3D logo
- Weight: 465g, approx. 7l of cargo
- Dimensions: 29 x 14 x 28cm



250 17 12000 94295 black/anthracite

BA-S66 XLC Handlebar Bag Traveller

- 600D Polyester fabric
- With KLICKfix mounting plate
- Incl. shoulder strap and handle
- 2 lateral pockets with rubber zipper
- With removable large map pocket
- Main compartment with zipper
- 3D logo
- Weight: 440g, approx. 6l of cargo
- Dimensions: 26 x 15 x 17cm



250 17 12010 93295 black/anthracite

BA-S69 XLC Handlebar Bag Traveller

- 600D Polyester fabric
- With universal hook and loop fastener mount
- Incl. map compartment
- Lateral reflective stickers
- 3D logo
- Weight: 210g, approx. 3l of cargo
- Dimensions: 15 x 11 x 19cm



250 17 12012 91295 black/anthracite

BA-S67 XLC Single Bag Traveller

- 600D Polyester fabric
- Universal hook mount, also suitable for carriers with big tube diameter
- Form-stable inner frame
- Incl. handle
- Lateral bags with rubber zipper
- Reflective stickers, 3D logo
- Weight: 890g, approx. 13l of cargo
- Dimensions: 34 x 30 x 13cm



250 17 12020 93695 black/anthracite

BA-S74 XLC Double Bag Traveller

- 600D Polyester fabric
- With loop for carrier flap
- Form-stable inner frame
- Incl. rubbered handle
- Reflex stickers, 3D logo
- Weight: 1,486g, approx. 30l of cargo
- Dimensions: 30 x 30 x 17cm



250 17 12030 94495 black/anthracite

BA-S68 XLC Triple Bag Traveller

- Consisting of top compartment:**
- 50 x 35 x 17cm, approx. 28l, weight: 1,450g
 - Eyelets for additional luggage
 - Form-stable inner frame
 - Hook and loop + click closure
- and double bag BA-S74:**
- 30 x 30 x 17cm, approx. 30l, weight: 1,486g
 - 600D Polyester fabric



250 17 12040 97995 black/anthracite, approx. 58l

BA-S70 XLC Frame Bag Traveller

- Rubber zipper closure
- Incl. mesh outer pocket
- Reflective stickers
- Hook and loop fastener mount
- Weight: approx. 85g
- Dimensions: 24 x 18 x 18cm



250 17 12050 91295 black/anthracite

BA-S71 XLC Wheel Bag Traveller

- Rubber zipper closure
- Incl. zip inner pocket for accessory
- Incl. handle and shoulder strap
- Reflective logo
- Suitable for two 29 wheels incl. tyres (Ø approx. 80cm)
- Padded, with reinforced axle area



250 17 12060 93495 black/anthracite

BA-S72 XLC Saddle Bag Traveller

- Rubber zipper closure
- Expo function
- Universal hook and loop mount
- Reflective stickers, 3D logo
- Mesh inner pocket
- Additional loop for safety lights, etc.
- Dimensions: 21 x 11.5 x 8cm
- Approx. 1.5l of cargo



250 17 12070 91495 black/anthracite

BA-S73 XLC Saddle Bag Traveller

- Rubber zipper closure
- Mesh inner pocket
- Universal quick release mount
- Reflex stickers, 3D logo
- Dimensions: 20 x 18 x 13cm
- Approx. 2.54l of cargo



250 17 12080 91695 black/anthracite



BA-S36 XLC Transportation Bag For Folding Bikes

- Suitable for many common folding bikes
- Backpack size-foldable
- Incl. handlebar mount
- Dimensions: 24 x 20 x 12 (folded) or 80 x 45 x 35cm



250 17 79500 96995 black

BA-B02 XLC Cargo Box

- Lockable
- Dimensions: 40 x 25 x 25cm
- Approx. 13.5l of cargo (e.g. suitable for helmets)
- Weight: approx. 1,600g (incl. accessory) (delivery without content)



250 17 80200 93495 black

BA-B03 XLC System Cargo Box

- For XLC System carriers
- Suitable for Carry More systems
- Incl. system adapter plate
- **Without switch button lock**
- Lockable
- With ergonomic handle
- Removable at the touch of a button
- Dim.: 40 x 25 x 17cm
- Approx. 12l of cargo



250 17 80100 94995 black
217 98 13700 9200 replacement locking hook for carrier box lid

BA-B06 XLC Cargo Box Carry More

- **Especially for XLC Carry More system carriers**
- Incl. adapter plate, without switch button lock
- Material: EVA, foam compound, rubbered handle, reflective zipper
- Dimension: 42 x 27 x 22cm, approx. 12l of cargo (suitable for e.g. helmet)
- Weight: approx. 1,200g (incl. adapter plate)



250 17 80300 96495 black

BA-B07 XLC Polyrattan Rear Wheel Carrier Carry More

- Chamfered design, especially for XLC Carry More system carriers
- Incl. adapter plate, without switch button locking
- Dim: 440 (Basis 355) x 350 (Basis270) x 240/200 mm, weight: 1,340g
- **Flexible basket cover BA-X02 with mounting clips optionally available**



250 21 20200 93495 polyrattan basket, anthracite
250 21 20210 93495 polyrattan basket, brown
250 21 20400 9495 flexible basket cover (along and across mountable) **BA-X02**

BA-B08 XLC Plastic Rear Wheel Basket Carry More

- Chamfered design, especially for XLC Carry More system carriers
- Incl. adapter plate, without switch button locking
- Dim.: 450 (Basis 380) x 340 (Basis260) x 250/200 mm, weight: 1,305g
- **Flexible basket cover BA-X02 with mounting clips optionally available**



250 21 20300 93495 plastic basket, anthracite
250 21 20400 9495 flexible basket cover (along and across mountable) **BA-X02**

BA-B04 XLC System Rear Wheel Basket

- Incl. system adapter plate
- Without switch button locking
- For XLC system carriers
- Suitable for Carry More systems
- 415 x 324 x 215mm



incl. adapter plate



BA-B05 XLC Aluminium System Rear Wheel Basket

- Incl. system adapter plate
- Without switch button locking
- for XLC system carriers
- Suitable for Carry More systems
- 400 (Basis350) x 315 (Basis255) x 200mm, weight: approx. 1,220g



incl. adapter plate



250 21 20000 92995 black

250 21 20100 94495 silver

BA-S48 XLC Bike Backpack

- Material: Nylon, water-repellent
- 18l of cargo with 4 separate compartments
- Big main compartment with integrated small bags for mini tools, etc.
- Extra pocket and opening for bottle (bottle is not scope of delivery)
- Smaller front compartment for purse and keys
- Extra pocket for glasses
- 2 lateral mesh pockets
- Hold system for helmet, rain coats, etc.
- Ergonomically shaped back part
- Zipper pocket with integrated rain cover
- Padded shoulder belt with chest strap
- Chest strap height adjustable
- Hip strap with lateral pockets
- Lateral compression straps
- Incl. yellow rain cover for more safety
- Reflective stripes
- Emergency whistle
- Dimensions in cm: H47 W27 D22



250 17 60901 94990 grey/white
 250 17 60902 94990 grey/blue/white



BACKPACKS



BA-S83 XLC Hydration Pack

- Material: Nylon, water-repellent
- 15l of cargo with 3 separate compartments
- Big main compartment with integrated smaller pockets for mini tools, etc.
- Smaller front pocket for purse and keys
- Extra pocket and opening for bladder (not scope of delivery)
- Ergonomically-shaped back part
- Ergonomically-shaped zipper, easy to use even with gloves
- Padded shoulder straps with chest belt
- Chest belt height adjustable
- Lateral compression straps
- Incl. yellow rain cover for more safety
- Emergency whistle
- Dimensions in cm: H44 W21 D13

BA-S80 XLC Bike Backpack

- Material: 210D Nylon, water-repellent
- 12l of cargo
- Integrated compartment for bottle (not scope of delivery)
- Incl. hold strap
- Air mesh handles
- Integrated rain protection in the bottom
- Compression straps
- Ergonomically-shaped back part with air vents for perfect ventilation
- Rubberized zipper
- Separated mesh pockets, special mini pump pocket
- Removable mesh for stowing the helmet
- Pocket for mobile phone / sunglasses
- Reflex applications
- Various loops for accessory
- Emergency whistle

NEW!



Extra pocket and opening for hydration bladder (not scope of delivery)

NEW!



intgrated rain cover in the bottom



250 17 60850 93795 15l, grey/white
 250 17 60851 93795 15l, grey/blue/white

250 17 60910 98900 12l, black/petroleum grey

BA-S81 XLC Bike Backpack

- Material: 210D Nylon, water-repellent
- 20l of cargo
- Integrated compartment for hydration bladder (not scope of delivery)
- Incl. hold strap
- Padded, anatomically shaped handles
- Integrated rain protection at the bottom
- Compression straps
- Ergonomically shaped back part with air vents for perfect ventilation
- Rubberized zipper
- Separated mesh pockets, special mini pump pocket
- Removable mesh for stowing the helmet
- Pocket for mobile phone / sunglasses
- Reflex applications
- Various loops for accessory
- Emergency whistle

NEW!



integrated rain protection



BA-S82 XLC eBike Backpack

- Material: 210D Nylon, water-repellent
- 23l of cargo
- Perfect for eBikers: the ALLMTN e23 fits perfectly, evenly balances the weight and offers a lot of space, additional Neoprene pocket for eBike battery
- Integrated protection plate under the battery pocket (protective function in accordance with EN 1621-2:2016)
- Balanced focus of battery position
- Integrated component for hydration bladder (not scope of delivery)
- Incl. holding strap and compression straps, padded, anatomically shaped handles
- Integrated rain protection at the bottom
- Ergonomically-shaped back part with air vents for perfect ventilation
- Rubber zipper, reflex applications and various loops for accessory
- Separated mesh pockets, special mini pump pocket
- Removable mesh for stowing the helmet
- Pocket for mobile phone / sunglasses
- Emergency whistle

NEW!



special component for eBike battery



250 17 60912 99900 20l, black, petroleum grey

250 17 60914 914900 23l, black/petroleum grey

BA-S84 XLC Business/Laptop Backpack

- Material: 100% Polyester
- 32l of cargo
- Big main compartment, various front pockets
- Integrated and padded compartment for laptop (up to 17")
- Additional padded compartment for tablet
- Extra pocket for smartphone
- Padded handles
- Padded and adjustable holding straps
- Padded back part with breathable mesh pads
- H/W/D: 53/31/18cm
- Weight: approx. 850g

NEW!



special compartment for laptop, tablet and smartphone



250 17 60930 97900 32l, black/grey



PEDALS

PD-C08 XLC Comfort Pedal

- Polished aluminium body
- Plastic cage with anti-slip surface
- CroMo axle, CNC-made, sealed
- Bearings: cartridge type
- Low profile, weight: approx. 260g, 100 x 80mm



250 18 41100 92895 silver/black

PD-C07 XLC Comfort Pedal

- Aluminium body
- Plastic cage with anti-slip surface
- CroMo axle, ball bearing
- Weight: approx. 265g, 101 x 80mm



250 18 40300 91595 black/silver/grey

PD-C09 XLC Comfort Pedal

- Polished aluminium body
- Plastic cage with anti-slip surface
- CroMo axle, ball bearing
- Weight: approx. 335g, 100 x 80mm



250 18 40100 91895 silver/black

PD-C03 XLC Comfort Pedal

- Aluminium body
- Plastic cage with anti-slip surface
- Boron axle, ball bearing
- Weight: approx. 420g, 108 x 69mm



250 18 40400 91295 silver/black

PD-C01 XLC City/Comfort Pedal

- Aluminium body, one-piece
- Aluminium case, one-piece, with anti-slip surface
- CroMo axle, ball bearing
- Weight: approx. 452g, 103 x 70 x 33mm



250 18 40000 91395 silver/black

PD-C13 XLC Comfort Pedal

- One-piece plastic body with integrated reflectors and non-slip grip tape surface
- Boron axle, bearing: ball bearing
- Weight: 348g , 111 x 87 x 23mm



PD-C10 XLC Comfort Pedal

- One-piece plastic body with integrated reflectors and non-slip grip tape surface
- CroMo axle, CNC-made, sealed
- Bearing: cartridge type
- Weight: 348g , 111 x 87 x 23mm



250 18 51500 91695 black
250 18 51602 9795 replacement grip tape set

250 18 51600 92895 black
250 18 51602 9795 replacement grip tape set

PD-C11 XLC Kids' /Youth Pedal

- One-piece plastic body with integrated reflector
- Non-slip grip tape surface
- Boron axle, bearing: ball bearing
- Low profile
- Weight: 368g, 108 x 86 x 21mm



PD-F02 XLC Fold Pedal

- Functional 'flip-mechanism'
- Aluminium body, non-slip surface
- Boron axle, ball bearing
- With reflector
- Weight: 580g, 122 x 80mm

NEW!



250 18 51490 91495 black
250 18 51491 9795 replacement grip tape set

250 18 40510 95495 plastic, black

PD-F01 XLC Fold Pedal

- Plastic body with rubber surface
- CroMo axle, ball bearing
- Weight: 325g
- 99 x 80.5 x 28mm



PD-M07 XLC MTB/ATB Pedal

- Aluminium body, one-piece
- Axle: CroMo, CNC-made, sealed
- Cage: aluminium, one-piece
- Bearing: cartridge type, plain bearing
- Weight: 210g, dimensions: 96 x 63mm



250 18 40500 91495 black

250 18 12200 94795 black/silver

PEDALS | FEATURES



/// Look System compatible

XLC System pedals with this icon have a Look adapter and are compatible with most of the currently available racing shoes. System pedals support the round tread and optimise the transfer of energy.



/// SPD System compatible

XLC System pedals with this icon contain a Shimano SPD-compatible adapter and are also compatible with most of the currently available racing shoes. System pedals support the round tread and optimise the transfer of energy.



/// Single-sided system

Single-sided system pedals feature an adapter system on only one side and can only be used with adequate bike shoes. Some hybrid pedals are equipped with an adapter on its one side and on its other with a traditional pedal cage. These can be used with special bike shoes, as well as with traditional sports shoes.



/// Double sided system

Double sided pedal systems are equipped with adapter systems on both sides and can only be used with adequate bike shoes.



/// Cartridge bearing

Cartridge bearings are the most frequent bearing types in bicycles. The manufacturers therefore set all necessary ball bearings in a so-called cartridge, adjust and press them which results in optimal protection against dirt and dust. The bearings do not have to be assembled which makes them maintenance-free.

PD-M04 XLC
MTB/ATB Pedal Ultralight

- Aluminium body, aluminium cage
- CroMo axle, ball bearing
- Weight: approx. 236g, dimensions: 99 x 70mm



250 18 12000 91895 black/silver

PD-M17 XLC
MTB/Trekking Pedal

- Aluminium body, CNC-made
- Aluminium cage, CroMo axle, sealed
- Bearing: cartridge type
- Weight: approx. 330g, 104 x 80mm



250 18 37000 94495 black/silver
250 18 37001 94495 anthracite/silver

PD-M13 XLC
MTB/ATB Pedal Ultralight III

- Magnesium body and cage, one-piece
- Axle: CroMo, CNC-made, sealed
- Bearing: cartridge type, plain bearing
- Weight: approx. 238g, dimensions: 102 x 68mm



250 18 11700 94295 white

PD-M11 XLC
MTB/ATB Pedal Ultralight II

- Aluminium body and cage
- CroMo axle, CNC-made, sealed
- Bearing: cartridge type
- Weight: approx. 272g, dimensions: 98 x 62mm



250 18 12100 92995 black

PD-M03 XLC
MTB/ATB-Pedal

- Aluminium body, steel cage
- Boron axle, ball bearing
- Weight: approx. 425g, 104 x 67mm



250 18 11500 91595 black

PD-C08 XLC
MTB/ATB Pedal Ultralight III

- Magnesium body and cage, one-piece
- Axle: CroMo, CNC-made, sealed
- Bearing: cartridge type, plain bearing
- Weight: approx. 238g, 102 x 68mm



250 18 11710 94295 magnesium, black

PD-M01 XLC
MTB/ATB Pedal

- Plastic body, aluminium cage
- Boron axle, ball bearing
- Weight: approx. 300g, dimensions: 102 x 63mm



250 18 10000 9995 black

PD-M01 XLC
MTB/ATB Pedal

- Plastic body, aluminium cage
- Boron axle, ball bearing
- Weight: approx. 300g, dimensions: 102 x 63mm



250 18 10002 9995 black/silver

PD-M02 XLC
MTB/ATB Pedal

- Aluminium body, one-piece, CNC-made
- Aluminium cage, one-piece, CNC-made
- Boron axle, ball bearing
- Weight: approx. 374g, 101 x 67 x 28mm



250 18 11000 91595 black

PD-M15 XLC
MTB/ATB Pedal Ultralight Colour Edition

- Aluminium body, Aluminium cage
- CroMo axle, ball bearing
- Weight: 241g, Dimensions: 104 x 63mm
- Without reflector




250 18 12053 92195 silver/lime green
 250 18 12057 92195 silver/red

250 18 12059 92195 silver/blue
 250 18 12067 92195 silver/orange

PD-M12 XLC
MTB/Trekking Platform Pedal Colour Edition

- Aluminium body, extruded, CNC-made
- Aluminium cage, ultra flat design, exchangeable pins
- CroMo axle, CNC-made, sealed
- Bearing: cartridge type
- Weight: approx. 350g, 99.5 x 96mm



250 18 13411 96995 titanium
 250 18 13400 96995 black

250 18 13407 96995 red
 250 18 13409 96995 blue

250 18 13416 96995 orange
 250 18 13418 96995 lime green

PD-M23 XLC
Platform Pedal

- Body: one-piece construction, Polycarbonat
- 40 pins
- Axle: CroMo

- Bearing: plain bearing, cartridge type
- Weight: 302g, 108 x 108 x 21mm



250 18 13620 93995 black/black
 250 18 13621 93995 black/red

250 18 13622 93995 black/blue
 250 18 13623 93995 white/black

PD-M10 XLC
MTB/Trekking Platform Pedal

- Aluminium body, Aluminium cage
- CroMo axle, ball bearing
- Weight: approx. 580g, 110 x 110mm



250 18 30000 91995 black 9/16"
 250 18 30001 91995 black 1/2" **NEW!**



PD-M16 XLC Platform Pedal

- Body: Polycarbonat, extremely robust, transparent
- Axle: CroMo, bearing: ball bearing
- Cage: Polycarbonat, integrated pins
- Weight: 326g, dimensions: 111 x 100mm



250 18 13600 91595 black	250 18 13604 91595 orange	250 18 13608 91595 lime green
250 18 13601 91595 transparent	250 18 13607 91595 blue	

PD-M14 XLC Platform Pedal Colour Edition

- Forged aluminium body, CNC-made
- CroMo axle, CNC-made, sealed
- Shortened axle construction allows tread position directly on the pedal axle height, thereby direct power transfer and optimised riding safety
- Exchangeable pins
- Bearing: cartridge type; plain bearing
- Weight: approx. 318g
- 104 x 63.2mm x 28mm (10mm)



250 18 13111 99995 titanium	250 18 13107 99995 red	250 18 13116 99995 orange
250 18 13100 99995 black	250 18 13109 99995 blue	250 18 13118 99995 lime green

PD-M20 XLC Platform Pedal

- Aluminium body 6061, CNC-made
- CroMo axle, sealed
- Exchangeable pins
- Bearing: cartridge type; plain bearing
- Weight: approx. 306g
- 108 x 106mm x 17.8mm



250 18 12900 98995 alu, black, 306g
250 18 12901 98995 alu, titanium, 306g

PD-M21 XLC Platform Pedal

- Aluminium body 6061, CNC-made
- CroMo axle, sealed
- Anti-slip grip tape surface
- Bearing: cartridge type; plain bearing
- Reflector
- Weight: approx. 316g
- 103 x 77mm x 18,6mm



250 18 12920 97995 alu, black, 316g
250 18 12921 97995 alu, titanium, 316g
250 18 12925 9995 replacement grip tape set

PD-M22 XLC Platform Pedal

- Body: one-piece construction, axle: CroMo
- 32 pins, bearing: plain bearing
- Weight: 320g, size: 110 x 98 x 15mm



NEW!



250 18 13700 94995 black
250 18 13701 94995 titanium

PD-S24 XLC System Platform Pedal

- Material: Aluminium, CNC-made
- CroMo axle, CNC-made, sealed
- Bearing: cartridge, plain bearing, double sealed, 26 pins



NEW!



250 18 34900 95995 single-sided black

PD-S14 XLC System Pedal MTB

- Aluminium body, Aluminium cage
- CroMo-axle, CNC-made, sealed
- Weight: approx. 285g, 75 x 86mm
- Bearing: cartridge, Shimano-compatible



250 18 35000 94495 single-sided, black/blue

PD-S20 XLC System Pedal

- Aluminium body, Aluminium cage
CroMo-axle, sealed
- Bearing: cartridge, plain bearing
- SPD compatible, including reflector
- Weight: 322g
- 100.5 x 63mm

NEW!



250 18 20800 92995 single-sided black **OE packed**
250 18 20810 92995 single-sided silver **OE packed**

PD-S10 XLC System Pedal MTB

- Aluminium body, Aluminium cage
- CroMo-axle, sealed, bearing: cartridge
- Weight: approx. 349g, 93 x 66mm
- Shimano-compatible



250 18 20100 94495 single-sided, silver

PD-S02 XLC System Pedal MTB

- Aluminium body, Aluminium cage
- CroMo-axle, CNC-made, sealed
- Bearing: cartridge type
- Weight: approx. 350g, 108 x 65mm
- Shimano compatible



250 18 20200 94495 single-sided, black/silver

PD-S01 XLC System Pedal MTB

- Aluminium body, Aluminium cage
- CroMo-axle, ball bearing
- Weight: approx. 465g, 112 x 65mm
- Shimano compatible



250 18 20000 93995 single-sided, black/silver

PD-S15 XLC System Pedal MTB

- Aluminium body, Aluminium cage
- CroMo-axle, CNC-made, sealed
- Weight: approx. 260g, 80 x 49mm
- Bearing: cartridge type, Shimano compatible



250 18 35500 94495 double-sided, black/silver
250 18 35501 94495 double-sided, grey/silver



PD-S17 XLC System Pedal

- Aluminium body, CroMo-axle, CNC-made, sealed, bearing: cartridge type, plain bearing
- Adjustable entry and release (60-160kg/cm)
- Weight: approx. 392g, 83,5 x 58.5mm, Shimano-comp.



250 18 20700 95995 double-sided, black/silver

PD-S18 XLC System Pedal

- Aluminium body, CroMo-axle, CNC-made, sealed, bearing: cartridge type, plain bearing
- Adjustable entry and release (60-160kg/cm)
- Weight: approx. 428g, 83.5 x 75.5mm, Shimano comp.



250 18 20710 96995 double-sided, black/silver

PD-S19 XLC System Pedal

- Aluminium body, CroMo-axle, CNC-made, sealed, bearing: cartridge type, plain bearing
- Adjustable entry and release (60-160kg/cm)
- Weight: approx. 462g, 90 x 90mm, Shimano-comp.



250 18 20720 97995 double-sided, black/silver

PD-S08 XLC System Pedal Road

- Aluminium body, CroMo-axle, CNC-made, sealed, bearing: needle bearing
- Adjustable adhesion, incl. pedal plates 9°
- Weight: approx. 350g, 85x91mm, Look-Keo-comp.



250 18 21600 95995 Look-Keo, single-sided, silver

PD-S13 XLC System Pedal Road

- Aluminium body, CroMo-axle, CNC-made, sealed, bearing: cartridge type
- Adjustable adhesion, incl. pedal plates 6°
- Weight: approx. 326g, 81x87mm, Look-Keo-comp.



250 18 21500 94695 Look-Keo, single-sided, black

PD-S05 XLC System Pedal Road

- Aluminium body
- CroMo-axle, ball bearing
- Weight: approx. 255g, 77 x 52mm
- Shimano-compatible



250 18 21000 94295 Shimano, single-sided, black/silver

PD-S07 XLC System Pedal Road

- Aluminium body
- CroMo-axle, ball bearing
- Weight: approx. 315g, 81 x 76mm
- Shimano compatible



250 18 21400 93995 single-sided, silver

PD-R04 XLC System Pedal

- Pedal body: Injection Carbon
- Bearing: cartridge type, plain bearing
- Adjustable entry and release
- Look-Keo compatible, incl. plate set 0°
- Weight: 285g (w/o plate set), 87x 91mm



250 18 22000 94995 single-sided, black

PD-R01 XLC Road Pedal With Hooks

- Plastic body, Boron-axle
- Ball bearing
- Weight: approx. 392g, 140 x 95mm



250 18 21800 91595 single-sided, plastic black

PD-R02 XLC Road Pedal With Hooks

- Polished Aluminium body, CroMo-axle
- Ball bearing
- Weight: approx. 420g, 140 x 95mm



250 18 21900 92695 single sided, Alu silver/black

PD-X01 XLC Pedal Straps

- Per pair
- Nylon



250 18 90000 9495 black

PD-X02 XLC Plate Sets For SPD System

- Per pair
- Suitable for XLC System pedals
- Shimano SPD compatible



250 18 90500 91795 black

PD-X03 XLC Platen Sets For Look System

- Per pair
- Suitable for XLC System pedals
- Look-compatible (0°, black)



250 18 90600 91995 0°, black

PD-X04 XLC Plate Sets For Look System

- Per pair
- Suitable for XLC System pedals
- Look-compatible (9°, red)



250 18 90700 91995 9°, red

PD-X05 XLC Plate Sets For Look Keo

- Per pair
- Suitable for XLC System pedals
- Look Keo-compatible (0°, black)



250 18 90800 91995 0°, black

PD-X06 XLC Plate Sets For Look Keo

- Per pair
- Suitable for XLC System pedals
- Look Keo-compatible (6°, red)



250 18 90900 91995 6°, red

PD-X07 XLC Plate Sets For Look Keo

- Per pair
- Suitable for XLC System pedals
- Look Keo-compatible (9°, grey)



250 18 91000 91995 9°, grey

PD-X09 XLC Pin Set For Platform Pedals

- Set with 52 pieces
- M4x 07 x 7.5mm
- For XLC pedal PD-M12



250 18 13450 9995 silver

PD-X11 XLC Pin Set

- 52 pieces, M4 x 12mm
- Suitable for XLC pedals
PD-M09/PD-M12/PD-M14/PD-M19/
PD-M20/PD-M21



PD-X12 XLC Pin Set

- 52 pieces, M4 x 9mm
- Suitable for XLC pedals
PD-M09/PD-M12/PD-M14/PD-M19/
PD-M20/PD-M21



250 18 13449 9995 set with 52 pcs (12mm)

250 18 13448 91995 set with 52 pcs (9mm)

XLC. SIMPLY WELL DONE





PUMPS



PU-A04 XLC Alu 2-1 Functional Pump

- For bike tubes and suspension systems
- Pumps optionally with high volume or high pressure
- Aluminium, length: 210mm, 20 bar, with manometer
- Incl. pump tube for SV/PV
- With release button for precise pressure adjustment



250 19 23400 92995 silver

PU-D01 XLC Mini Pump Alpha

- Dual-head pump top and Alu lever
- Pumps optionally with high volume or high pressure
- 2-way system, with manometer
- Plastic, 8 bar



250 19 22300 91895 black

PU-T02 XLC Telescope Mini Pump Beta

- Dual-head pump head
- Comfortable T-handle with lock function
- Aluminium, 7 bar
- Incl. universal mount and rubber strap



250 19 22200 91895 silver

PU-R01 XLC Mini Pump Race

- Super slim racing pump
- Comfortable T-handle with lock function
- Aluminium, 7 bar
- Incl. universal mount
- For Presta valve (PV)



250 19 10500 91495 silver

PUMPS | FEATURES



/// 2-way system

Pumps which feature the 2-way system, build up pressure both, when pressing and pulling the pump piston. This extremely speeds up the pumping process.



/// High power mode

With pump which feature the high power mode, you can choose between the high volume or high pressure mode. This allows extremely fast tyre filling with achieving the desired pressure.



/// Manometer

The manometer in an air pressure measuring device for bike tubes, suspension forks or rear wheel dampers, for instance. Some of the XLC pumps are equipped with a manometer as a standard.



/// Multi valve head

Pumps featuring a multi valve head are suitable to pump up each of the three valve types (Presta + Dunlop + Schrader).



/// Telescope pump

The size of some bike frames do not allow the assembly of a powerful and thus big pump. The alternative is a mini pump which, however, does not necessarily have the same power. Another alternative is a telescope pump. Thanks to its telescopic function, the length of this pump can be almost doubled which results in the double amount of power.



PU-M01 XLC Mini Pumpe Alpha

- Dual-head pump head
- Comfortable T-handle with lock function
- Aluminium, 6 bar
- Incl. universal mount and rubber strap



250 19 22100 91295 silver

PU-T01 XLC Telescope Mini Pump Alpha

- Dual-head pump head
- Comfortable T-handle with lock function
- Plastic, 7 bar
- Incl. universal mount and rubber strap



250 19 22000 9995 black

PU-R03 XLC Mini Pump Race

- For Road bikes, super slim (Ø 18.5mm)
- 5" pump tube with CNC-milled dual head for all valve types
- Aluminium body and Aluminium grips
- Valve head with inner thread
- Length: 220mm, 7 bar, incl. mount



250 19 10600 91995 silver/blue
250 19 10610 91995 silver/black

PU-M02 XLC Mini Pump MTB

- For MTB, super slim (Ø 20.5mm)
- 5" pump tube with CNC-milled dual head for all valve types
- Aluminium body and Aluminium grips
- Valve head with inner thread
- Length: 220mm, 7 bar, incl. mount



250 19 10800 91995 silver/blue
250 19 10810 91995 silver/black

PU-H03 XLC Suspension Pump HighAir Pro

- Suspension fork pump up to 28 bar/400 psi
- 1.5" precision manometer
- Valve head with bleeding function
- No pressure loss due to sealing valve
- Pump case and handly made of Aluminium



250 19 56600 93995 silver/blue
250 19 56610 93895 silver/black

250 19 56601 9695 repl. pump head for PU-H03



PU-A05 XLC Mini Pump 185mm, DV/PV

- Super slim Aluminium pump
- CNC-made
- Suspension pump tube with dust cap, DV/PV
- Weight: only 75g
- Length: 185mm
- 11bar/160PSI
- Incl. mount



250 19 00000 92495 silver/black

PU-A06 XLC Mini Pump 120mm, DV/PV

- Super slim Aluminium pump
- CNC-made
- Suspension pump tube with dust cap, DV/PV
- Weight: only 50g
- Length: 120mm
- 11bar/160PSI
- Incl. mount



250 19 00100 92495 silver/black

PU-A07 XLC Mini Pump 185mm, DV/SV/PV

- Super slim Aluminium pump
- CNC-made
- Weight: only 75g
- Length: 185mm
- Pump head individually adjustable for DV/SV or PV
- Suspension pump tube with dust cap, DV/SV/PV
- 11bar/160PSI
- Incl. mount



250 19 00200 92995 silver/black

PU-A08 XLC Mini Pump 120mm, DV/SV/PV

- Super slim Aluminium pump
- CNC-made
- Weight: only 50g
- Length: 120mm
- Pump head individually adjustable for DV/SV or PV
- Suspension pump tube with dust cap, DV/SV/PV
- 11bar/160PSI
- Incl. mount



250 19 00300 92995 silver/black

PU-A09 XLC Road Mini Pump

- Super slim (Ø18.5mm) Aluminium pump, incl. mount, CNC-made
- Suspension pump tube with dust cap DV/PV, 11bar/160PSI



250 19 00400 91995 11 bar, black, Alu, 185mm, DV/PV

250 19 00401 91995 11 bar, black, Alu, 240mm, DV/PV

PU-A10 XLC MTB Mini Pump

- Robust (Ø26.5mm) Aluminium pump, incl. mount, CNC-made, pump head individually adjustable for DV/SV or PV, suspension pump tube with dust cap, DV/SV/PV, 6bar/160PSI



250 19 00500 92295 6 bar, black, Alu, 190mm DV/SV/PV

250 19 00501 92295 6 bar, black, Alu, 240mm DV/SV/PV

PU-M04 XLC Road Mini Pump

- Super slim (Ø18.5mm) mini pump
- Incl. mount
- Suspension pump tube with dust cap, DV/PV, 11bar/160PSI



250 19 00600 91395 11 bar, black, plastic, 200mm, DV/PV

250 19 00601 91395 11 bar, black, plastic, 250mm, DV/PV

PU-M05 XLC Mini Pump

- Robust (Ø26.5mm) mini pump, pump head individually adjustable for DV/PV or SV
- 6bar/160PSI
- Suspension pump tube with dust cap, DV/SV/PV
- Incl. mount



250 19 00700 91495 6 bar, black, plastic, 190mm, DV/SV/PV

250 19 00701 91495 6 bar, black, plastic, 245mm, DV/SV/PV

PU-S02 XLC Floor Pump Beta

- Stable 2-way floor pump with a large pump volume (11 bar); optionally with high pressure or high volume mode
- Large, clear 3.5" manometer with psi and bar display
- Dual-head pump head with a 750 mm pump tube
- Comfortable XLC pump handle
- Robust plastic stand
- High-quality aluminum housing, steel shaft



250 19 55200 94195 black

PU-S03 XLC Floor Pump Gamma

- Stable floor pump with a large pump volume (11 bar)
- Large clear 3.5" manometer with psi and bar display
- Dual-head pump head
- 800mm pump tube
- Comfortable XLC pump handle
- Robust plastic stand
- Plastic casing, steel shaft



250 19 55000 92895 black

PU-S04 XLC Floor Pump Delta

- Stable 11 bar floor pump with large pump volume
- 2" manometer with psi and bar display
- Plastic casing, steel shaft
- Robust plastic stand
- Dual-head pump head with 600mm pump tube



250 19 54900 91995 black
250 19 54901 91995 white

250 19 54902 91995 blue
250 19 54903 91995 red



PUMP ACCESSORY



PU-G01 XLC Barometer

- For all valves
- Shut-down function
- Memory function
- Background light & LED beamer
- Optionally PSI/BAR Kg/cm³/KPa
- With bleeding function
- Max. 160PSI/11Bar
- Battery CR 2032




NEW!



250 19 60070 91495 DV/SV/PV

PU-M03 XLC Cartridge Pump

- Aluminium pump head for DV/SV/PV
- Incl. 16g cartridge with EVA protector
- 2 replacement 16g cartridges
- Incl. mount for 2 repl. cartridges



250 19 57000 91995 CO2 cartridge pump PU-M03 incl. 3 CO2 cartridges à 16g [a]

250 19 57400 9595 Alu CO2 cartridge mount for 2 cartridges with thread, mounting under the bottle cage [b]

250 19 57200 9695 set of 2 pcs CO2 repl. cartridges à 16g [c]

250 19 57300 91295 set of 2 pcs CO2 repl. cartridges à 25g [d]

PU-X03 Replacement Tube For XLC Floor Pumps

- Universally suitable for XLC floor pumps Alpha, Beta, Gamma and Delta
- Incl. pump head



250 19 58700 9995 black

PU-X02 Universal Mount For XLC Pumps

- Suitable for many XLC mini pumps



250 19 58600 9495 black

PU-X08 XLC Valve Adapter

- From SV (pump) to DV a. PV (valve)

Information for specialist dealers:
minimum order quantity 10 pieces



PU-X07 XLC Valve Adapter

- From SV (pump) to DV a. PV (valve)
- Incl. key ring



250 19 60000 9495 black/black

250 19 60001 9495 black/red

250 19 60002 9495 black/blue

250 19 60003 9495 black/gold

PU-X09 XLC Universal Tubeless Valve Set

- Material: Aluminium, Presta 45mm
- Suitable for a valve hole max. of Ø 9mm
- Exchangeable valve adapter
- Weight: only 3.8g per piece



250 19 60030 91995 set of 2, Presta 45mm

250 19 60010 9295 black, PU=10 pcs.



PU-X10 XLC Reduction Nipple

- Material: Brass, incl. seal
- From SV (pump) to DV/PV (valve)

Information for specialist dealers

2501960051: order quantity 1 are 10 pcs on a card

2501960052: order quantity 1 are 10 100 pcs in a box

NEW!



PU-X10 XLC Reduction Nipple

- Material: Aluminium, incl. seal
- From SV (pump) to DV/PV (valve)

Information for specialist dealers

2501960056: order quantity 1 are 10 pcs on a card

2501960057: order quantity 1 are 10 100 pcs in a box

NEW!



PU-X11 XLC Extension Nipple

- Material: Aluminium, incl. seal
- From DV (pump) to SV (valve)

Information für den Fachhandel

2501960059: order quantity 1 are 10 pcs on a card

2501960060: order quantity 1 are 10 100 pcs in a box

NEW!



250 19 60050 Brass (1 piece on card)
 250 19 60051 Brass (10 pcs on card)
 250 19 60052 Brass (100 pcs in a box)

250 19 60055 Aluminium (1 piece on card)
 250 19 60056 Aluminium (10 pcs on card)
 250 19 60057 Aluminium (100 pcs in a box)

250 19 60058 Aluminium (1 piece on card)
 250 19 60059 Aluminium (10 pcs on card)
 250 19 60060 Aluminium (100 pcs in a box)

PU-X12 XLC Screw Transition Valve Adapter

- Material: Brass
- Incl. seal
- From SV (pump) to Dunlop valve (DV)

NEW!



PU-X13 XLC Valve Needle

- Material: stainless steel
- Hollow needle for inflating balls

NEW!



250 19 60061 Brass (1 piece on card)

250 19 60065 stainless steel (1 piece on card)

XLC. SIMPLY WELL DONE



SADDLES



SADDLES | FEATURES



/// Arctec

The ArcTec saddle basic construction optimises the flex movements of the saddle. The support frame of the ArcTec saddle is attached to the saddle by means of a flexible plastic frame which generates a comfortable damping effect.



/// D2 Base

Damping rubber inlays are integrated in the weight-optimised saddle shell of XLC D2 Base saddles which optimise the flexible properties of the saddle already in the shell instead of the padding. The D2 Base inlays ensure the highest comfort, together with the additional saddle padding.



/// Elastomer

Elastomers are flexible plastic elements which change their shape under compression or pulling, however, return to their original shape afterwards. They absorb shocks and vibrations affecting the rider and thus provide higher riding comfort.



/// Full Zonecut

Full Zonecut defines an ergonomic hole in the middle of the saddle. This hole reduces pressure on the dam area and thus prevents narrowing of the nerves and blood vessels.



/// Gel and visible gel padding

Gel and visible gel padding with vision panel are comfortable padding versions for bike saddles. The gel absorbs vibrations and shocks. It also relieves the spine. The slowly shape-changing gel pad absorbs occurring shocks and prevents the transmission to the rider.



/// Rain Cover

Included in the scope of delivery of every XLC saddle is a rain protection cover. It is protected against theft by means of a rubber strap tightly wrapped around the seat post and further fastened under the saddle with a hook and loop fastener.



/// Lightweight

Light parts become more and more important in bicycle technology. XLC parts and accessory marked with the XLC Lightweight icon were designed to be as weight-optimised as possible. However, always with the focus on the original functionality and safety.



/// Reflective Rear

Some of the XLC saddles have a high-quality and durable reflective material integrated in their rear part. This material reflects the light of other road users or street lights and thus increases safety in dawn or darkness.



/// Saddle frames made of Carbon

Carbon is an epoxy resin in which various carbon fibre layers are embedded. Due to its low weight and extremely high tear strength, Carbon is a versatile component material for high-quality bike parts. However, you have to be cautious. Carbon parts react sensitively to wrongly applied clamping force. Follow the operating regulations precisely and always use a torque wrench for screw tightening.



/// Saddle frames made of CroMo steel

Saddles marked with this symbol are made of high-quality Chrome-Molybdenum steel. Hardened and tempered steel is highly robust and increased elongation properties at break. Further, saddles made of this CroMo alloy are lighter compared to common steel.



/// Saddle frames made of steel

Saddles marked with this symbol are made of a stable steel saddle frame. The steel saddle frame is a bit heavier but cheaper and extremely durable. An inexpensive alternative for bikes where weight does not really matter.



/// Saddle frame made of Titanium-Alu alloy

Saddles marked with this symbol are made of a Titanium-Aluminium alloy. Their advantage is a high corrosion resistance and a durability at a low weight.



/// Saddle frames with index

The saddle frame index indicates the range in which the seat post should be mounted on the saddle frame. It also helps to adjust your preferred seat position.



/// Side Protector

The Side Protector system of XLC saddles prevents lateral damages on the saddle cover resulting from falls or leaning against house walls.



/// Soft Foam padding

Soft Foam indicates the padding made of compressed foam material. The Soft Foam padding absorbs vibrations and shocks. Even under high strain, it remains elastic and dimensionally stable.



/// Vacuum Cover / Soft Cover

The term Vacuum and/or Soft Cover indicates a saddle cover produced in a special process which makes it 100% waterproof. The flexible upper material feels very soft. Splashtwater easily runs off the microscopically small structured surface.



/// Zonecut

Zonecut describes an ergonomic indentation in the saddle padding. This indentation reduces pressure on the dam area and thus prevents pressure on the blood vessels. Therefore, a significantly higher seat comfort is achieved which is especially pleasant during tours.



/// Women | Men | Unisex

XLC saddles were designed for the respective anatomical requirements of women and men. The average ischium distance of females is approximately 130mm, the male distance only approximately 117mm. Further, the respective genital area is completely different. This is the reason why the shape of XLC women's saddles is broader and shorter compared to men's. The mounting of pressure-reducing padding is designed for the different anatomical requirements. There are two areas of use for XLC unisex saddles. First of all, those saddles are very sportive parts as the requirements of female and male riders from this area are very similar. The second area of use are very comfortable saddles for city and comfort bikes. These saddles are constructed very large and broad and suitable for both men and women due to their soft padding.



/// Seat positions: sportive | leisure | urban

The most important thing for the development of a XLC saddle is the the desired area of use and the resulting seat position as the seat position ultimately determines the shape and padding of the newly designed saddle.



The saddle constructions of XLC sportive saddles are especially suitable for a sportive seat position in which the upper body is greatly inclined by about 15°. These saddles are mainly used for MTB, Cross and Road bikes.



The saddle designs of XLC leisure saddles are especially suitable for moderate seat positions, e.g. Trekking bikes, and where the upper body is slightly inclined to the front by 60°.



The saddle construction of XLC urban saddles are especially suitable for an upright seat position in which the upper body is not inclined at all. This seat position is popular for city and comfort bikes.

SA-G01 XLC Trekking Saddle Globetrotter

- Riding position: leisure
- Saddle cover: black
- Incl. rain cover
- Frame: CroMo, 2 colours
- With ergonomic gel padding
- D2, Zonefullcut
- Reflective logo



250 20 26000 94495 men, 278 x 168mm, black, approx. 420g
 250 20 26200 94495 women, 238 x 168mm, black, approx. 420g

SA-G02 XLC City Saddle Globetrotter

- Riding position: urban
- Saddle cover: black
- Incl. rain cover
- Frame: CroMo, 2 colours
- With ergonomic gel padding
- D2, Zonefullcut
- Elastomer
- Reflective logo



250 20 26400 94895 men, 275 x 213mm, black, approx. 690g
 250 20 26600 94895 women, 245 x 225mm, black, approx. 690g

SA-G03 XLC MTB Saddle Globetrotter

- Riding position: sportive
- Saddle cover: black
- Incl. rain cover
- Frame: CroMo, 2 colours
- With ergonomic gel padding
- D2, Zonefullcut
- Elastomer
- Reflective logo



250 20 26800 94695 unisex, 268 x 135mm, black, approx. 330g

SA-A25 XLC Trekking Saddle All Season

- Riding position: leisure
- Saddle cover: Vinyl
- Frame: Chrome, with index
- Vacuum cover
- Gel padding (Comfort 3D gel)
- Visible gel with vision panel



250 20 35400 93695 unisex, 270 x 190mm, 670g, black

SA-A24 XLC Tour/City Saddle All Season

- Riding position: urban
- Saddle cover: Vinyl
- Frame: Chrome, with index
- Vacuum cover
- Gel padding (Comfort 3D gel)
- Visible gel with vision panel



250 20 35300 93695 unisex, 260 x 200mm, 695g, black

SA-A26 XLC City Saddle All Season

- Riding position: urban
- Saddle cover: Vinyl
- Frame: Chrome, with index
- Vacuum cover
- Gel padding (Comfort 3D gel)
- Visible gel with vision panel



250 20 35500 93695 unisex, 250 x 215mm, 725g, black

SA-A27 XLC City Saddle All Season

- Riding position: urban
- Saddle cover: Vinyl
- Frame: Chrome, with index
- Vacuum cover
- Gel padding (Comfort 3D gel)
- Visible gel with vision panel



250 20 35600 93695 unisex, 255 x 230mm, 915g, black

SA-A22 XLC ATB Saddle All Season

- Riding position: leisure
- Saddle cover: Vinyl
- Frame: Chrome, with index
- Vacuum cover
- Gel padding (Comfort 3D gel)
- Visible gel with vision panel



250 20 35100 93695 men, 280 x 160mm, 580g, black
 250 20 35200 93695 women 260 x 175mm, 610g, black

SA-A21 XLC MTB Saddle All Season

- Riding position: sportive (30°)
- Saddle cover: Vinyl
- Frame: Chrome, with index
- Vacuum cover
- Gel padding (Comfort 3D gel)
- Visible gel with vision panel



250 20 35000 93695 unisex, 280 x 160mm, 580g, black



SA-E16 XLC MTB Saddle Everyday III

- Riding position: sportive
- D2 Flexbase, Flexcut
- Frame: steel, with index, black
- Reflective logo
- Men: 298 x 145mm, 347g, women: 279 x 146mm, 310g



250 20 34100	92195	men, black	250 20 34200	92195	women, black
250 20 34103	92195	men, grey	250 20 34203	92195	women, grey

SA-E17 XLC Trekking Saddle Everyday III

- Riding position: leisure
- D2 Flexbase, Flexcut
- Frame: steel, with index, black
- Reflective logo
- Men: 277 x 155mm, 340g, women: 277 x 166mm, 374g



250 20 34300	92195	men, black	250 20 34400	92195	women, black
250 20 34301	92195	men, brown	250 20 34401	92195	women, brown
250 20 34302	92195	men, cream	250 20 34402	92195	women, cream
250 20 34303	92195	men, grey	250 20 34403	92195	women, grey

SA-E15 XLC City Saddle Everyday III

- Riding position: urban
- Flexbase, Flexcut, D2
- Frame: steel, with index, black
- With elastomer
- Reflective logo
- 271 x 189mm, 551g



250 20 34000	92495	unisex, black	250 20 34002	92495	unisex, cream
250 20 34001	92495	unisex, brown	250 20 34003	92495	unisex, grey

SA-T08 XLC Trekking Saddle Traveller II - Zonefullcut

- Riding position: leisure
- Saddle cover: black, 'anti slip' zone
- Vacuum-made, waterproof, seamless, welded surface
- Frame: steel, with index
- With rubber logo, reflective logo
- Anatomic gel padding
- D2-Base, Zonefullcut
- Special front & rear shape for easy carrying



NEW!



250 20 38000 93495 black, men, 277 x 178mm, 520g
 250 20 38010 93495 black, women, 262 x 189mm, 500g

SA-T09 XLC Trekking Saddle Traveller II - Zonecut

- Riding position: leisure
- Saddle cover: black, 'anti slip' zone
- Vacuum-made, waterproof, seamless, welded surface
- Frame: steel, with index
- With rubber logo, reflective logo
- Anatomic gel padding
- D2-base, Zonecut
- Special front & rear shape for easy carrying



NEW!



250 20 38100 93495 black, men, 277 x 178mm, 515g
 250 20 38110 93495 black, women, 262 x 189mm, 490g

SA-T10 XLC City/Urban Saddle Traveller II - Zonefullcut

- Riding position: urban
- Saddle cover: black, 'anti slip' zone
- Vacuum-made, waterproof, seamless, welded surface
- Frame: steel, with index
- With rubber logo, reflective logo
- Anatomic gel padding
- D2-base, Zonefullcut, Elastomer damping, special front & rear shape for easy carrying



NEW!



250 20 38200 93695 black, men, 275 x 210mm, 710g
 250 20 38210 93695 black, women, 252 x 207mm, 660g

SA-T11 XLC City/Urban Saddle Traveller II - Zonecut

- Riding position: urban
- Saddle cover: black, 'anti slip' zone
- Vacuum-made, waterproof, seamless, welded surface
- Frame: steel, with index
- With rubber logo, reflective logo
- Anatomic gel padding
- D2-base, Zonecut, Elastomer damping, special front & rear shape for easy carrying



NEW!



250 20 38300 93695 black, men, 275 x 210mm, 730g
 250 20 38310 93695 black, women, 252 x 207mm, 655g

SA-T12 XLC City/Urban Saddle Traveller II - Light

- Riding position: urban
- Saddle cover: black, 'anti slip' zone
- Vacuum-made, waterproof, seamless, welded surface
- Frame: steel, with index
- With rubber logo, reflective logo
- Anatomic gel padding
- D2-base, Zonecut
- Special front & rear shape for easy carrying



NEW!



250 20 38400 93495 black, men, 280 x 171mm, 495g
 250 20 38410 93495 black, women, 255 x 177mm, 540g

SA-T13 XLC MTB-Sattel Traveller II - Zonecut

- Riding position: sportive
- Saddle cover: black, 'anti slip' zone
- Vacuum-made, waterproof, seamless, welded surface
- Frame: steel, with index
- With rubber logo, reflective logo
- Anatomic gel padding
- D2-base, Zonecut
- Special front & rear shape for easy carrying



NEW!



250 20 38500 93295 black, unisex, 275 x 148mm, 405g

SA-T14 XLC MTB Saddle Traveller II - Zonefullcut

- Riding position: sportive
- Saddle cover: black, 'anti slip' zone
- Vacuum-made, waterproof, seamless, welded surface
- Frame: steel, with index
- With rubber logo, reflective logo
- Anatomic gel padding
- D2-base, Zonefullcut
- Special front & rear shape for easy carrying



NEW!



250 20 38600 93295 black, unisex, 270 x 135mm

SA-S05 XLC ATB/MTB Saddle Sportline

- Riding position: sportive
- Ergonomic shape
- 90mm long anatomic hole in the middle
- Frame: Hi-Ten steel, 2 colours with index, XLC rubber logo



250 20 27200 92195 unisex, 275 x 135mm, black/white 310g

SA-S06 XLC ATB/MTB Saddle Sportline

- Riding position: sportive
- Ergonomic shape
- 110mm long anatomic hole in the middle
- Gel padding
- Frame: Hi-Ten steel, 2 colours with index, XLC rubber logo



250 20 27300 92195 unisex, 275 x 135mm, black/white 330g

SA-S07 XLC ATB/MTB Saddle Sportline

- Riding position: sportive
- Ergonomic shape, Flex function
- 110 mm long anatomic indentation in rear part of saddle
- Frame: Hi-Ten steel, 2 colours with index, XLC rubber logo



250 20 27400 91995 unisex, 272 x 140mm, black/white 310g

SA-S08 XLC ATB/MTB Saddle Sportline

- Riding position: sportive
- Ergonomic shape, Flex function
- 100mm long anatomic indentation in the middle of the saddle
- Frame: Hi-Ten steel, 2 colours with index, XLC rubber logo



250 20 27500 91995 unisex, 272 x 140mm, white/black

SA-S03 XLC ATB/MTB Saddle Sportline

- Riding position: sportive
- Ergonomic shape
- 100mm long anatomic indentation in rear part of saddle
- Frame: Hi-Ten steel, 2 colours with index, XLC rubber logo



250 20 27000 91995 unisex, 272 x 135mm, black/white 325g

SA-S04 XLC ATB/MTB Saddle Sportline

- Riding position: sportive
- Ergonomic shape
- 190mm long anatomic indentation
- Frame: Hi-Ten steel, 2 colours with index, XLC rubber logo



250 20 27100 91995 unisex, 275 x 135mm, white/black 315g



SA-M01 XLC All Mountain Saddle

- Riding position: sportive
- Dimensionally stable Nylon Injection base with high Flex properties
- Saddle cover: Vinyl
- Ergonomic 'Light Foam' padding
- Frame: CroMo, with index
- Extra light saddle construction
- Nylon protectors (also shoulder protectors for long walking)
- 'High Density' Polyamide fabric on lateral and rear side



250 20 37000 94195 unisex, 282 x 135mm, black/grey, approx. 295g

SA-M01 XLC All Mountain Saddle

- Riding position: sportive
- Dimensionally stable Nylon Injection base with high Flex properties
- Saddle cover: Vinyl
- Ergonomic 'Light Foam' padding
- Frame: CroMo, with index
- Extra light saddle construction
- Nylon protectors (also shoulder protectors for long walking)
- 'High Density' Polyamide fabric on lateral and rear side



250 20 37001 94195 unisex, 282 x 135mm, black/blue/orange, approx. 295g

SA-B01 XLC Kids' and Youth Saddle

- Frame with index
- With anatomic indentation
- Edge protection
- Information for specialist dealers:*
- Minimum order quantity 5 pieces
- No XLC selling card



250 20 31000 91395 unisex, 235 x 135mm, black, approx. 324g

SA-B03 XLC ATB/Trekking Saddle

- Frame with index
- With anatomic indentation
- Edge protection
- Information for specialist dealers:*
- Minimum order quantity 5 pieces
- No XLC selling card



250 20 31100 91395 unisex, 272 x 145mm, black, approx. 374g
 250 20 31300 91395 unisex, 260 x 150mm, black, approx. 370g
 250 20 31400 91395 unisex, 260 x 190mm, black, approx. 404g

SA-B03 XLC ATB/Trekking Saddles

- Frame with index
- With anatomic indentation

Information for specialist dealers:

- Minimum order quantity 5 pieces
- No XLC selling card



250 20 31200 91395 unisex, 265 x 145mm, black, approx. 344g

SA-B04 XLC Tour Saddle

- Frame with index

Information for specialist dealers:

- Minimum order quantity 5 pieces
- No XLC selling card



250 20 31500 91395 unisex, 275 x 175mm, black, approx. 433g
 250 20 31600 91395 unisex, 250 x 190mm, black, approx. 423g

SA-C01 XLC Kids'/Youth Saddle

- Frame: steel, black
- With protector
- Vinyl cover



250 20 32500 91195 unisex 245 x 150mm, white/red 312g
 250 20 32501 91195 unisex 245 x 150mm, white/grey 312g

SA-C02 XLC Kids' Saddle

- Fame: steel, black
- With protector
- Vinyl cover



250 20 32600 9995 unisex 180 x 145mm, black/red 303g
 250 20 32601 9995 unisex 180 x 145mm, black/grey 303g

SA-C02 XLC Kids' Saddle

- Frame: steel, black
- With protector
- Vinyl cover



250 20 32602 9995 unisex 180 x 145mm, decor 303g

SA-C03 XLC Kids' Saddle

- Frame: steel, black
- With pushing aid
- Incl. support Ø 25.4 x 230mm
- Vinyl cover



250 20 32700 91195 unisex 205 x 135mm, black/grey 303g

SADDLE COVERS



SC-G01 XLC Saddle Cover

- Black with shock-resistant gel inlay (Lycra)



250 20 19600 91395 MTB/ATB, 254-280 x 178-203mm, black
 250 20 19800 91495 Tour/City, 244-269 x 254-279mm, black

SC-G02 XLC Saddle Cover

- Black with shock-resistant gel inlay (Lycra)



250 20 19700 91395 MTB/ATB, 254-280 x 178-203mm, black
 250 20 19900 91495 Tour/City, 244-269 x 254-279mm, black

SC-G03 XLC Saddle Cover

- Black with shock-resistant gel inlay
- Ergonomic shape, indentation in the middle
- Cord string for optimised shape covering



250 20 36000 91595 black, size M, unisex

SC-G03 XLC Saddle Cover

- Black with shock-resistant gel inlay
- Ergonomic shape, indentation in the middle
- Cord string for optimised shape covering



250 20 36100 91595 black, size L, unisex



SEAT CLAMP



PC-L01 XLC Seat Clamp Ring

- Cold-forged
- Alu, with quick release



250 20 60000	9895	black, Ø 31.6mm
250 20 60100	9895	black, Ø 34.9mm

PC-L01 XLC Seat Clamp Ring

- Cold-forged
- Alu, with quick release



250 20 60200	9895	silver, Ø 31.6mm
250 20 60300	9895	silver, Ø 34.9mm

PC-L04 XLC Seat Clamp Ring Colour Edition

- Cold-forged
- Alu, with quick release



250 20 64001	9995	titanium	Ø 31.6mm	250 20 64111	9995	titanium	Ø 34.9mm
250 20 64007	9995	red	Ø 31.6mm	250 20 64107	9995	red	Ø 34.9mm
250 20 64009	9995	blue	Ø 31.6mm	250 20 64109	9995	blue	Ø 34.9mm
250 20 64016	9995	orange	Ø 31.6mm	250 20 64116	9995	orange	Ø 34.9mm
250 20 64018	9995	lime green	Ø 31.6mm	250 20 64118	9995	lime green	Ø 34.9mm

PC-B01 XLC Seat Clamp Ring

- Cold-forged
- Alu, with inner hexagonal screw



250 20 61100	9895	black, Ø 31.6mm
250 20 61200	9895	black, Ø 34.9mm
250 20 61101	9895	titanium, Ø 31.6mm
250 20 61201	9895	titanium, Ø 34.9mm

PC-B05 XLC Seat Clamp Ring Colour Edition

- Cold-forged
- Alu, with inner hexagonal screw



250 20 64301	9795	titanium	Ø 31.6mm	250 20 64401	9795	titanium	Ø 34.9mm
250 20 64307	9795	red	Ø 31.6mm	250 20 64407	9795	red	Ø 34.9mm
250 20 64309	9795	blue	Ø 31.6mm	250 20 64409	9795	blue	Ø 34.9mm
250 20 64316	9795	orange	Ø 31.6mm	250 20 64416	9795	orange	Ø 34.9mm
250 20 64318	9795	lime green	Ø 31.6mm	250 20 64418	9795	lime green	Ø 34.9mm

PC-B03 XLC Seat Clamp Ring

- Especially for Carbon seat posts
- Alu, with inner hexagonal screw



250 20 63000	91495	black, Ø 31.6mm
250 20 63100	91495	black, Ø 34.9mm

PC-B02 XLC Seat Clamp Ring

- Cold-forged
- Alu, with inner hexagonal screw



PC-B02 XLC Seat Clamp Ring

- Cold-forged
- Alu, with inner hexagonal screw



PC-B04 XLC Seat Clamp Ring

- CNC-made
- Weight: 43g (Ø 34.9mm)
- Use: DH/Freeride
- Double clamping for extra-safe grip (12mm frame clamping height)



250 20 60500	9895	black, Ø 28.6mm
250 20 60600	9895	black, Ø 31.6mm
250 20 60700	9895	black, Ø 34.9mm

250 20 60800	9895	silver, Ø 28.6mm
250 20 60900	9895	silver, Ø 31.6mm
250 20 61000	9895	silver, Ø 34.9mm

250 20 63500	91095	black, for Ø 27.2/31.6mm
250 20 63600	91095	black, for Ø 31.6/34.9mm

PC-B06 XLC Seat Clamp Ring

- Cold-forged, CNC-processed
- Material: Aluminium
- With inner hexagonal titanium bolt
- Weight: only 12g (at Ø 31.6mm)



PC-B06 XLC Seat Clamp Ring

- Cold-forged, CNC-processed
- Material: Aluminium
- With inner hexagonal Titanium bolt
- Weight: only 12g (at Ø 31.6mm)



PC-B05 XLC All Mountain Seat Clamp Ring

- With adjustable cable routing
- **For Carbon frames**
- Material: Aluminium 6061, CNC-made
- Height: 15.5mm
- Cable can be attached after mounting



250 20 64600	92295	black, Ø 31.6mm
250 20 64700	91995	black, Ø 34.9mm

250 20 64607	91995	red, Ø 31.6mm
250 20 64707	91995	red, Ø 34.9mm

250 20 63110	91495	Ø 31.8mm, black
250 20 63111	91495	Ø 34.9mm, black

PC-L05 XLC Seat Clamp Ring

- Incl. quick release
- Aluminium, cold-forged
- CNC-made
- Weight: only 36g (at Ø 31.6mm)



PC-L05 XLC Seat Clamp Ring

- Incl. quick release
- Aluminium, cold-forged
- CNC-made
- Weight: only 36g (at Ø 31.6mm)



PC-B07 XLC All Mountain Seat Clamp Ring

- With adjustable cable routing
- Material: Aluminium 6061, CNC-made
- Height: 15.5mm
- Cable can be attached after mounting



250 20 64800	92995	black, Ø 31.6mm
250 20 64900	92995	black, Ø 34.9mm

250 20 64807	92995	red, Ø 31.6mm
250 20 64907	92995	red, Ø 34.9mm

250 20 63113	9995	Ø 31.8mm, black
250 20 63114	9995	Ø 34.9mm, black

SEAT POST



SP-003 XLC All Ride Seat Post E-ready

- With hole for internal light cable routing
- Material: Aluminium 2014-T6, one-piece construction
- Cold-forged
- Offset: 24mm
- 1 bolt low profile patent head
- Micro-adjustment, 62°-91°
- Length: 330/400mm
- Diameter: Ø31.6mm
- Weight: approx. 240g (Ø31.6 x 330mm)
- Colour: black matt



SP-R04 XLC Comp Alu Patent Seat Post

- Material: Alu 2014
- Forged Aluminium head
- Offset: 20mm
- Adjustment angle: -15° to +15°
- Weight: 243g (at Ø27.2 x 300mm)
- Colour: black



250 20 53000	93295	Ø 31.6mm, 330mm
250 20 53001	93295	Ø 31.6mm, 400mm

SP-001 XLC All Ride Seat Post

- Material: Aluminium 2014-T6, one-piece-construction
- Cold forged
- Offset: 0mm
- 2 bolts patent head, micro-adjustment
- Length: 300/350/400mm
- Diameter: Ø27.2/30.9/31.6mm
- Weight: approx. 250g (Ø31.6x350mm)
- Colour: black



250 20 52950	92995	Ø 27.2mm, 300mm
250 20 52952	92995	Ø 30.9mm, 300mm
250 20 52954	92995	Ø 31.6mm, 300mm
250 20 52956	92995	Ø 27.2mm, 350mm
250 20 52958	92995	Ø 30.9mm, 350mm
250 20 52960	92995	Ø 31.6mm, 350mm
250 20 52962	92995	Ø 27.2mm, 400mm
250 20 52964	92995	Ø 30.9mm, 400mm
250 20 52966	92995	Ø 31.6mm, 400mm

SP-002 XLC All Ride Seat Post

- Material: Aluminium 2014-T6, one-piece-construction
- Cold forged
- Offset: 15mm
- 2 bolts low profile patent head
- micro-adjustment twist button
- Length: 300/350/400mm
- Diameter: Ø27.2/30.9/31.6mm
- Weight: approx. 260g (Ø31.6x350mm)
- Colour: black



250 20 52970	92995	Ø 27.2mm, 300mm
250 20 52972	92995	Ø 30.9mm, 300mm
250 20 52974	92995	Ø 31.6mm, 300mm
250 20 52976	92995	Ø 27.2mm, 350mm
250 20 52978	92995	Ø 30.9mm, 350mm
250 20 52980	92995	Ø 31.6mm, 350mm
250 20 52982	92995	Ø 27.2mm, 400mm
250 20 52984	92995	Ø 30.9mm, 400mm
250 20 52986	92995	Ø 31.6mm, 400mm



250 20 40000	92695	Ø 25.4mm, 350mm
250 20 40400	92995	Ø 26.0mm, 350mm
250 20 40500	92695	Ø 26.8mm, 350mm
250 20 40600	92695	Ø 27.0mm, 350mm
250 20 40100	92695	Ø 27.2mm, 350mm
250 20 40150	93095	Ø 27.2mm, 400mm
250 20 40700	92695	Ø 28.6mm, 350mm
250 20 40800	92695	Ø 30.0mm, 350mm
250 20 40900	92695	Ø 30.2mm, 350mm
250 20 41000	92695	Ø 30.4mm, 350mm
250 20 41100	92695	Ø 30.8mm, 350mm
250 20 40200	92695	Ø 30.9mm, 350mm
250 20 40250	92995	Ø 30.9mm, 400mm
250 20 40350	92695	Ø 31.6mm, 250mm
250 20 40300	92695	Ø 31.6mm, 350mm
250 20 40360	92995	Ø 31.6mm, 400mm

ST-M21 XLC A-Head Stem Antishock

- New, patented design
- Prevents fatigue and pain in arms, shoulders, wrists and neck, absorbs vibrations and optimises even pressure distribution
- Enables a horizontal adjustment of up to 2°
- Material: Alu 2014, 3D-forged
- Angle: 6°, Weight: approx. 198g (100mm)
- EN-Road/EN-MTB



SP-R05 XLC Seat Post Antishock

- New, patented design
- Prevents fatigue and pain in knees, buttocks, back, etc., absorbs vibrations and optimises even pressure distribution
- Enables a horizontal damping angle of up to 4°
- Material: Aluminium 2014-T6
- Offset: 14mm, weight: 320g (Ø27.2/300mm)
- EN-Road/EN-MTB



250 15 40500	94995	stem 1 1/8", Ø 31.6mm, 80mm, black, - 6°
250 15 40501	94995	stem 1 1/8", Ø 31.6mm, 90mm, black, - 6°
250 15 40502	94995	stem 1 1/8", Ø 31.6mm, 100mm, black, - 6°

250 20 42000	96495	seat post Ø 27.2mm, 300mm, black
250 20 42100	96495	seat post Ø 31.6mm, 300mm, black
250 20 42200	96495	seat post Ø 27.2mm, 350mm, black
250 20 42300	96495	seat post Ø 31.6mm, 350mm, black
250 20 42400	96495	seat post Ø 27.2mm, 400mm, black
250 20 42500	96495	seat post Ø 31.6mm, 400mm, black

STARTING NUMBERS MOUNT



SP-X10 XLC Starting Numbers Mount

- Seat post mounting
- Incl. rubber rings for individual and fast assembly

NEW!



250 20 99900	9595	black
--------------	------	-------

SP-S11 XLC Parallelogram Suspension Seat Post by Suntour

- Parallelogram system
- Material: Alu 6061 forged
- Basis: Alu version with brass bushes
- Suspension: 1 coil spring
- Exchangeable spring medium (approx. 65 - 95kg)
- Installation height: 110mm
- Suspension travel: 48mm
- Weight: 800g
- Colour: black

NEW!



250 20 72400	99495	Ø 27.2mm, 350mm
250 20 72410	99495	Ø 30.9mm, 350mm
250 20 72420	99495	Ø 31.6mm, 350mm

Exchange springs for SP-S11

252 20 54000	91095	spring stiffness "soft"	(cyclist weight less than 65kg)
252 20 54500	91095	spring stiffness "medium"	(cyclist weight less than 95kg)
252 20 55000	91095	spring stiffness "hard"	(cyclist weight less than 100-120 kg)

SP-S08 XLC Comp Suspension Seat Post

- Material: Alu 6061 forged
- Suspension travel: 40mm
- Installation height: 90mm
- Spring preload adjustable
- Coil spring damping
- Offset: 8mm
- Weight: approx. 450g (27.2 x 350mm)
- Available in three versions for cyclists weight of 60-85kg, 85-100kg and 100-120kg (only 31.6mm)



250 20 73000	94195	Ø 27.2mm, 350mm, 60-85kg
250 20 73100	94195	Ø 31.6mm, 350mm, 60-85kg
250 20 73200	94195	Ø 27.2mm, 350mm, 85-100kg
250 20 73300	94195	Ø 31.6mm, 350mm, 85-100kg
250 20 73500	94195	Ø 31.6mm, 350mm, 100-120kg

SP-S05 XLC Pro Suspension Seat Post

- Material: Alu 6061
- Suspension travel: 50mm (Ø 31.6mm) 40mm (Ø 27.2mm)
- Installation height: 92mm (Ø 31.6mm) 83mm (Ø 27.2mm)
- 15mm offset
- Spring: coil springs
- Clamping: 43x33mm
- Weight: approx. 409g (Ø 31.6 x 300mm)
- Adjustable seat angle (-5° to 18°)
- Colour: black



250 20 71100	93695	Ø 27.2mm, 350mm
250 20 71200	93995	Ø 31.6mm, 350mm

SP-S06 XLC Comp Suspension Seat Post

- Material: Alu 6061-T6
- Suspension travel: 40mm
- Preload adjustable
- 15mm offset
- Weight: approx. 466g (Ø 31.6 x 350mm)
- Colour: black



250 20 70900	92895	Ø 27.2mm, 350mm
--------------	-------	-----------------

SP-S01 XLC Comp Suspension Seat Post

- Material (head): Alu 6061, 2-D forged
- No offset
- Installation height: 85mm
- Suspension travel: 40mm
- Weight: approx. 475g
- Colour: black matt



250 20 70000	92795	Ø 27.2 mm, 350mm
--------------	-------	------------------

MR. DROPPER

YOUR DROPPER

SEATPOST SPECIALIST



A Dropper seat post is without a doubt one of the best up-grades for your Mountain bike. In our opinion, this is a must- have for every Mountain bike.

The first generation of the Dropper posts revolutionised the MTB driving and enabled a seamless transition from ascent to descent without dismounting. Therefore, it is perfect for racing in Enduro style, which is characterised by being able to change from sprints up the hill to a downhill riding position.

The comfort performance of a XLC Dropper seat post is also useful for trail and XLC cyclists aside the hardcore offroad trails.

The latest generation of our Dropper seat posts offers internal cable routing, impressive design and exciting and reliable technologies.

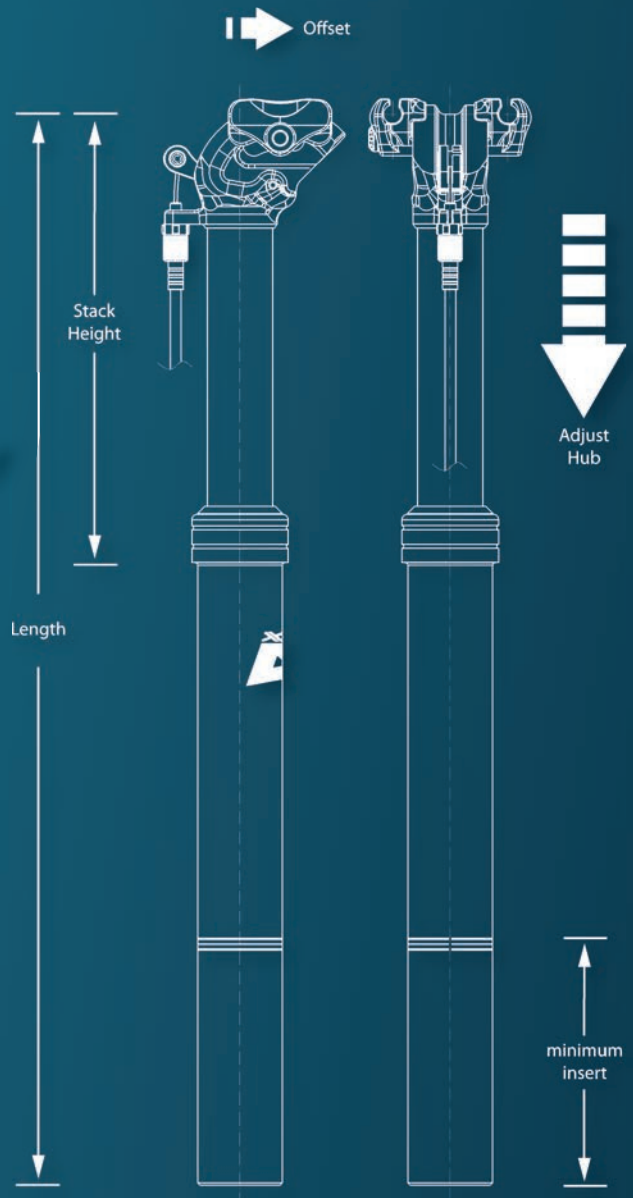
What characterises a good Dropper post?

A good Dropper seat post should be light and reliable and offer a quick and easily controllable height adjustment on a hydropneumatic basis. The remote control should be ergonomically shaped and easy to handle without searching.

A good Dropper post offers a smooth and gentle function in combination with minimum play.

The latest generation of our XLC Dropper seat posts stands for all these characteristics and in addition to that at an extremely good cost/performance ratio and with a lot of experience in a still young market.

Since 2011, our product team invests a lot of time and energy in constant further development of the XLC Dropper range.



XLC DROPPER MATRIX

XLC code	item name	Ø (mm)	length (mm)	hub (mm)	min. insert (mm)	cartridge replaceable	offset (mm)	stack height (mm)	riders weight (kg)	release type	ISO
SP-T05	XLC All MTN Dropper	Ø 30.9	350/400/425	80/100/125	90	no	15	147/167/187	80-110	head mount	MTB
SP-T05	XLC All MTN Dropper	Ø 31.6	350/400/425	80/100/125	90	no	15	147/167/187	80-110	head mount	MTB
SP-T05	XLC All MTN Dropper	Ø 30.9	350/400/425	80/100/125	90	no	15	147/167/187	55-90	head mount	MTB
SP-T05	XLC All MTN Dropper	Ø 31.6	350/400/425	80/100/125	90	no	15	147/167/187	55-90	head mount	MTB
SP-T06	XLC All MTN Dropper	Ø 30.9	350/400/425	80/100/125	90	no	15	147/167/187	55-90	bar mount	MTB
SP-T06	XLC All MTN Dropper	Ø 31.6	350/400/425	80/100/125	90	no	15	147/167/187	55-90	bar mount	MTB
SP-T06	XLC All MTN Dropper	Ø 30.9	350/400/425	80/100/125	90	no	15	147/167/187	80-110	bar mount	MTB
SP-T06	XLC All MTN Dropper	Ø 31.6	350/400/425	80/100/125	90	no	15	147/167/187	80-110	bar mount	MTB
SP-T07	XLC All MTN Dropper	Ø 30.9	350/400/425	80/100/125	90	no	0	143/163/183	70-110	bar mount ICR	MTB
SP-T07	XLC All MTN Dropper	Ø 31.6	350/400/425	80/100/125	90	no	0	143/163/183	70-110	bar mount ICR	MTB
SP-T10	XLC All MTN Dropper	Ø 30.9	305/350/400	80/100/125	70/70/90	yes	0	137/157/182	60-120	bar mount	MTB
SP-T10	XLC All MTN Dropper	Ø 31.6	305/350/400	80/100/125	70/70/90	yes	0	137/157/182	60-120	bar mount	MTB
SP-T11	XLC All MTN Dropper	Ø 30.9	328/370/420	80/100/125	70/70/90	yes	0	143/163/180	60-120	bar mount ICR	MTB
SP-T11	XLC All MTN Dropper	Ø 31.6	328/370/420	80/100/125	70/70/90	yes	0	143/163/180	60-120	bar mount ICR	MTB
SP-T08	XLC Dropper	Ø 27.2	295/345	60/80	90/100	no	15	131/151	60-95	bar mount	MTB
SP-T09	XLC Dropper	Ø 27.2	340/390	80/100	100/120	no	15	177/197	60-95	head mount	MTB

SP-T05 XLC All Mountain Dropper Seat Post

- Material: Aluminium 6061-T6
- Offset: 15mm
- Operation: pneumatic
- 'Low-profile' patent head, low inst. height
- Length: 350/400mm
- Height adjustment: 80/100mm (+/- 5mm), depending on steerer tube length
- Max. riders' weight: 60-90kg or 80-110kg
- Weight: 640g (Ø 30.9 x 400mm)



SP-T06 XLC All Mountain Dropper Seat Post Remote

- Remote control
- Material: Aluminium 6061-T6
- Operation: pneumatic, offset: 15mm
- 'Low-profile' patent head, low inst. height
- Length: 350/400/420mm
- Height adjustment: 80/100/120mm (+/- 5mm), depending on steerer tube length
- Max. riders' weight: 60-90kg or 80-110kg
- Weight: 738g (Ø 31.6 x 400mm)



SP-T07 XLC All Mountain Dropper Seat Post ICR

- Remote control with internal cable routing
- Material: Aluminium 6061-T6
- Operation: pneumatic, offset: 0mm
- 'Low-profile' patent head, low inst. height
- Length: 350/400/420mm
- Height adjustment: 80/100/120mm (+/- 5mm), depending on steerer tube length
- Max. riders' weight: 70-110kg
- Weight: 738g (Ø 31.6 x 400mm)



for riders' weight 60-90kg

250 20 69745	914900	Ø 30.9mm, 350mm
250 20 69746	914900	Ø 31.6mm, 350mm
250 20 69747	914900	Ø 30.9mm, 400mm
250 20 69748	914900	Ø 31.6mm, 400mm

for riders' weight 80-110kg

250 20 69720	914900	Ø 30.9mm, 350mm
250 20 69721	914900	Ø 31.6mm, 350mm
250 20 69722	914900	Ø 30.9mm, 400mm
250 20 69723	914900	Ø 31.6mm, 400mm

for riders' weight 60-90kg

250 20 69725	917900	Ø 30.9mm, 350mm
250 20 69726	917900	Ø 31.6mm, 350mm
250 20 69727	917900	Ø 30.9mm, 400mm
250 20 69728	917900	Ø 31.6mm, 400mm

for riders' weight 80-110kg

250 20 69729	917900	Ø 30.9mm, 420mm
250 20 69730	917995	Ø 31.6mm, 420mm
250 20 69700	917900	Ø 30.9mm, 350mm
250 20 69701	917900	Ø 31.6mm, 350mm
250 20 69702	917900	Ø 30.9mm, 400mm
250 20 69703	917900	Ø 31.6mm, 400mm
250 20 69704	917900	Ø 30.9mm, 420mm
250 20 69705	917995	Ø 31.6mm, 420mm

for riders' weight 70-110kg

250 20 69710	919900	Ø 30.9mm, 350mm
250 20 69711	919900	Ø 31.6mm, 350mm
250 20 69712	919900	Ø 30.9mm, 400mm
250 20 69713	919900	Ø 31.6mm, 400mm
250 20 69714	919900	Ø 30.9mm, 420mm
250 20 69715	919900	Ø 31.6mm, 420mm

SP-T10 XLC All Mountain Dropper Seat Post Remote

- Remote control
- CNC-hard anodized remote lever
- Material: Aluminium 6061-T6, Offset: 0mm
- Upper and lower saddle clamp CNC-made
- Operation: air-oil cartridge, exchangeable
- 'Low profile', one piece patent head
- Low installation height: 137/157/182mm
- Length: 305/350/400mm
- Steerer tube length: 168/193/218mm
- Height adjustment: 80/100/125mm (+/- 5mm), depending on steerer tube length
- Riders' weight: approx. 60kg to max. 120kg
- Weight: approx. 535g (30,9/400mm)

NEW!



Bar Mount



SP-T11 XLC All Mountain Dropper Seat Post Remote ICR

- Remote control with internal cable routing
- CNC-hard anodized remote lever
- Material: Aluminium 6061-T6, Offset: 0mm
- Upper and lower saddle clamp CNC-made
- Operation: air-oil cartridge, exchangeable
- 'Low profile', one piece patent head
- Low installation height: 143/163/180mm
- Length: 328/370/420mm
- Steerer tube length: 185/207/240mm
- Height adjustment: 80/100/125mm (+/- 5mm), depending on steerer tube length
- Riders' weight: approx. 60kg - max. 120kg
- Weight: approx. 535g (30,9/400mm)

NEW!



Bar Mount ICR with internal cable routing



SP-T08 XLC Dropper Seat Post
SP-T09

- Material: Aluminium 7075-T3
- Offset: 15mm
- Low profile patent head, low installation height
- Max. riders' weight: 60-95kg
- SP-T08: Remote control**
- Operation: air-oil cartridge
- Length: 345/295mm, Height adjustm.: 80/60mm
- Weight: 452g (Ø 27.2 x 295mm)
- SP-T09: Head-Mount**
- Operation: air-oil cartridge
- Length: 340/390mm. Height adjustm.: 80/100mm
- Weight: 619/570g

NEW!



SP-T08: Bar Mount

SP-T09: Head Mount



250 20 69760	919900	Ø 30.9mm, 305mm
250 20 69761	919900	Ø 31.6mm, 305mm
250 20 69762	919900	Ø 30.9mm, 350mm
250 20 69763	919900	Ø 31.6mm, 350mm
250 20 69764	919900	Ø 30.9mm, 400mm
250 20 69765	919900	Ø 31.6mm, 400mm

250 20 69770	921900	Ø 30.9mm, 328mm, ICR
250 20 69771	921900	Ø 31.6mm, 328mm, ICR
250 20 69772	921900	Ø 30.9mm, 370mm, ICR
250 20 69773	921900	Ø 31.6mm, 370mm, ICR
250 20 69774	921900	Ø 30.9mm, 420mm, ICR
250 20 69775	921900	Ø 31.6mm, 420mm, ICR

SP-T08 with remote control:		
250 20 69800	917900	Ø 27.2mm, 345mm
250 20 69801	917900	Ø 27.2mm, 295mm
SP-T09 with head mount:		
250 20 69810	913900	Ø 27.2mm, 340mm
250 20 69811	913900	Ø 27.2mm, 390mm

SP-X01 XLC Remote Lock Lever

- Replacement remote lock lever incl. cable, casing and replacement spring
- Compatible with XLC seat posts SP-T04/SP-T06/SP-T07



250 20 69655 92995 black

SP-X02 XLC Patent Head Clamp

- Replacement patent head clamp incl. bolts
- Compatible with XLC seat posts SP-T05/SP-T06/SP-T08



250 20 69656 9595 black/silver

SP-X03 XLC Patent Head Clamp

- Replacement patent head clamp incl. 2 bolts +nuts
- Compatible with XLC seat post SP-T07



250 20 69657 9795 black/silver

SP-X06 XLC Remotelock Lever

- Replacement remote lock lever incl. cable, casing and replacement spring
- Compatible with XLC seat posts SP-T10, SP-T11

NEW!



250 20 69660 93495 black/titanium
250 20 69661 93495 black/black

SP-X04 XLC Cable Clamping Screw

- Replacement cable clamp screw incl. clamp nipple and cable end caps
- Compatible with XLC seat posts SP-T06/SP-T08



250 20 69658 9395 black

SP-X05 XLC Actuation Lever

- Replacement actuation lever incl. bolts
- Compatible with XLC seat post SP-T05



250 20 69659 9595 silver

SP-X07 XLC Remote Cover Cap

- Replacement cover cap for remote clamping
- Compatible with XLC seat post SP-T10

NEW!



250 20 69662 9395 black



LOCKS



LOCKS | FEATURES



/// Disc cylinder lock

In a disc cylinder lock, turning the key causes a series of discs to rotate. Using the right key, these discs are correctly positioned, the blocking pin allows the cylinder to turn and the lock opens.



/// Pin cylinder lock

Several cylinder pins forestall the opening of the lock. Only the right key brings the cylinder pins in the correct position, releases the blockage and allows the lock to be opened.



/// Security level 1-3

XLC locks with security levels 1 to 3 are suitable for locking bikes of very low security risk. They are particularly intended for securing bikes or accessory like helmets, baskets, etc. during a short time. They work optimally in combination with a lock of a higher security level.

/// Security level 4-5

XLC locks with security levels 4 to 5 are suitable for locking bikes at a normal or slightly higher security risk.

/// Security level 6

XLC locks with security level 6 are suitable for locking bikes at higher security risk. The bike can be locked to lamp posts, street signs, fences, etc.

/// Security level 7-8

XLC locks with security levels 7-8 are suitable for locking bikes at normal and higher security risk. The bike can be locked to lamp posts, street signs, fences, etc. The massive, sturdy construction deters potential thieves and forestalls opening attempts with small tools.

/// Security level 9-10

XLC locks with security level 10 are perfectly suitable for locking bikes at a high security risk. The bike can be locked to lamp posts, street signs, fences, etc. Locks of this security level are also suitable for securing bikes during a long time. The massive, sturdy construction deters potential thieves. These locks are hard to break, even with heavy tools.

LO-S03 XLC U-Lock Sundance and Cassidy III

- X4P quattro bolt
- Locking: Z-cylinder incl. BumbBlok
- Massively hardened steel, double rubber coated
- Twistable dust protection
- Lock cylinder is protected against breaking and drilling
- With Snap Lock QR mount
- Incl. 1 LED key & 4 precision keys
- Weight: 1013g/1365g



250 23 30100	93495	Ø 14mm/115x230mm	security level 10
250 23 30200	93695	Ø 14mm/115x297mm	security level 10
250 23 35100	9495	snap lock replacement mount	

LO-S02 XLC U-Lock Sundance and Cassidy III

- X4P quattro bolt, locking: Z-cylinder incl. BumbBlok
- Massively hardened steel, double rubber coated, twistable dust protection
- Cylinder is protected against breaking and drilling
- Incl. loop cable 120cm Ø 10mm, snap lock QR mount, 1 LED key & 4 precision keys
- Weight: 1674g



LO-S04 XLC U-Lock Sundance and Cassidy III

- X2P quattro bolt, locking: Z-cylinder incl. BumbBlok
- Massively hardened steel, double rubber coated, twistable dust protection
- Cylinder is protected against breaking and drilling
- Incl. loop cable 120cm Ø 10mm, snap lock QR mount, 1 LED key & 4 precision keys
- Weight: 1677g



250 23 30000	93995	Ø 14mm, 115x230mm, SL 10
250 23 35100	9495	snap lock replacement mount

250 23 30300	93495	Ø 13mm, 115x230mm, SL 8
250 23 35100	9495	snap lock replacement mount

LO-S05 XLC U-Lock Sundance and Cassidy III

- X2P quattro bolt, locking: Z-cylinder incl. BumbBlok
- Massive, hardened steel; double rubber coated
- Twistable dust protection, cylinder is protected against breaking and drilling
- Incl. snap lock QR mount, 1 LED key & 4 precision keys
- Weight: 1390g/1558g



250 23 30400	92695	Ø 13mm, 115x230mm, security level 8
250 23 30500	92895	Ø 13mm, 115x292mm, security level 8
250 23 35100	9495	snap lock replacement mount

LO-C15 XLC Loop Cable Dalton

- Ideal for locking several bikes in combination with different XLC locks
- Vinyl coated cable
- With additional hook and loop fastener



250 23 34000	9995	Ø 10mm/2,400mm
250 23 34100	91995	Ø 10mm/4,600mm

LO-C09 XLC Chain Lock Dr. Mabuse III

- X2P quattro bolt, locking: Z-cylinder incl. BumbBlok
- Lock body with rubber coating (double rubber coated)
- Chain made of massive, hardened steel, titanium reinforced, hexagonal chain link, twistable dust protection, chain cover for perfect protection
- Lock cylinder is protected against breaking and drilling
- Rounded design eliminates fulcrums for crowbars
- Incl. 1 LED key & 4 precision keys
- Weight: 1683g/2842g



250 23 30800	95495	Ø 13mm, 10x1,100mm, security level 10
250 23 30900	93995	Ø 13mm, 8x800mm, security level 9

LO-C10 XLC Armoured Cable Lock Dillinger III

- X2P double bolt, locking: Z-cylinder incl. BumbBlok
- Lock cylinder is protected against breaking and drilling
- Lock body with rubber coating (double rubber coated)
- Hardened steel chain
- Rounded design eliminates fulcrums for crowbars
- Incl. 1 LED key & 4 precision keys
- Weight: 960/630g



250 23 31000	92595	Ø 25mm/1,200mm, security level 7
250 23 31100	91995	Ø 20mm/1,000mm, security level 7

LO-L08 XLC Spiral Cable Lock Al Capone III

- X2P double bolt, locking: Z-cylinder incl. BumbBlok
- Lock body with rubber coating (double rubber coated)
- Twistable dust protection
- Lock cylinder is protected against breaking and drilling
- With snap lock QR mount
- With additional hook and loop fastener
- Incl. 1 LED key & 4 precision keys
- Weight: 877g/527g/427g



250 23 31300	92195	Ø 15mm/1,850mm, security level 5
250 23 31400	91695	Ø 12mm/1,850mm, security level 4
250 23 31500	91495	Ø 10mm/1,850mm, security level 3
250 23 35200	9495	snap lock replacement mount for cable lock

LO-C12 XLC Cable Lock Don Corleone III

- X2P double bolt, locking: Z-cylinder incl. BumbBlok
- Lock body with rubber coating (double rubber coated)
- Twistable dust protection
- Lock cylinder is protected against breaking and drilling
- With additional hook and loop fastener
- Incl. 1 LED key & 4 precision keys
- Weight: 500g/354g



250 23 32000	91895	Ø 15mm/1,200mm security level 5
250 23 32100	91595	Ø 12mm/1,200mm security level 4
250 23 32300	91195	Ø 12mm/600mm security level 3
250 23 35200	9495	snap lock replacement mount for cable lock

LO-L11 XLC Combination Cable Lock Ronald Biggs III

- X2P double bolt, SBC Steel Ball Combo - adjustable numeric code; smooth, ball bearing combination lock system
- Lock body with double rubber coating
- Easy to use also with bicycle gloves
- Cable elasticity remains stable even in cold temperatures
- With snap lock QR mount
- With additional hook and loop fastener
- Weight: 744g/454g



LO-C14 XLC Combination Cable Lock Joker

- SBC steel ball combo - adjustable numeric code; smooth, ball bearing combination lock system
- Easy to use even with bicycle gloves
- Vinyl coated cable
- With additional hook and loop fastener
- Weight: 710g/525g



250 23 32500	91895	Ø 15mm/1,850mm security level 4
250 23 32600	91595	Ø 12mm/1,850mm security level 3
250 23 32700	91395	Ø 10mm/1,850mm security level 2
250 23 35200	9495	snap lock replacement mount for cable lock

250 23 33000	91895	Ø 15mm/1,850mm security level 4
250 23 33100	91595	Ø 12mm/1,850mm security level 3
250 23 33200	91395	Ø 10mm/2,200mm security level 2

LO-C18 XLC Chain Lock Cosa Nostra Plus

- X2P quattro bolt, locking: Z-cylinder incl. BumbBlok
- Lock body with rubber coating, incl. 2 precision keys
- Chain made of massive, hardened steel; titanium reinforced, incl. chain cover
- Lock cylinder is protected against breaking and drilling

NEW!



250 23 34650	92195	Ø 6mm/800mm, 593g
250 23 34655	92395	Ø 6mm/1,000mm, 619g
250 23 34660	92595	Ø 6mm/1,200mm, 832g
250 23 34670	93395	Ø 8mm/800mm, 1252g
250 23 34675	93595	Ø 8mm/1,000mm, 1514g
250 23 34680	93995	Ø 8mm/1,200mm, 1773g

LO-C19 XLC Chain Lock Yakuza Plus

- X2P double bolt, SBC Steel Ball Combo - adjustable numeric code
- smooth, ball bearing combination lock system
- Easy to use even with bicycle gloves
- Lock body with rubber coating
- Chain made of massive, hardened steel; titanium reinforced, incl. chain cover

NEW!



250 23 34850	91995	Ø 6mm/800mm, 593g
250 23 34855	92095	Ø 6mm/1,000mm, 619g
250 23 34860	92295	Ø 6mm/1,200mm, 832g
250 23 34865	92650	Ø 8mm/800mm, 1252g
250 23 34870	92795	Ø 8mm/1,000mm, 1514g
250 23 34875	92995	Ø 8mm/1,200mm, 1773g

LO-C20 XLC Chain Lock Cosa Nostra

- Steel cable with textile cover
- 1 replacement key

NEW!



250 23 34500	9795	Ø 4mm/600mm
250 23 34600	9850	Ø 4mm/800mm

LO-C17 XLC Chain Lock Yakuza

- Steel cable with textile cover
- Three-digit numeric combination

NEW!



250 23 34700	9795	Ø 4mm/600mm
250 23 34800	9850	Ø 4mm/800mm

LO-F01 XLC Frame Lock Fantomas

- With removable key
- Mounting: pletscher plate
- Security level 4



250 23 06000 93695 black

LO-L05 XLC Combination Lock Scareface

- Perfect for securing helmets, baskets or luggage
- Selectable numerical combination
- Security level 1



250 23 14000 9795 1,200mm, Ø 3mm

LO-C22 XLC Seat Post-Cable Lock Combination

- Material Aluminum 6061T6, 3D-forged
- Weight: 620g
- Incl. 2 keys

NEW!



250 23 40000 95995 Ø27.2/300mm, cable Ø 7x450mm black
 250 23 40001 95995 Ø31.6/300mm, cable Ø 7x450mm black

XLC. SIMPLY WELL DONE


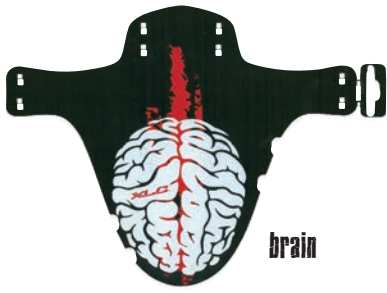




MUDGUARDS

MG-C18 XLC FW Mini Mudguards

- Easy tool-free mounting
- Suitable for all modern suspension forks, partially also usable as damping protector
- Partially also usable for RW (depending on the frame)
- Graphics are embedded in the surface and thus protected against adverse conditions
- Material: Polyethylene, scratch-free surface
- Made in Germany, Weight only 19g



250 25 10000	9995	FW motive 'brain'	250 25 10005	9995	FW motive 'gorilla'
250 25 10001	9995	FW motive 'circuitboard'	250 25 10006	9995	FW motive 'black'
250 25 10003	9995	FW motive 'smily'			

MG-C20 XLC FW Fat-Mini Mudguards

- Easy tool-free mounting, FatBike dimension
- Suitable for all modern suspension forks, partially usable as damping protector
- Graphics are embedded in the surface and thus protected against adverse conditions
- Material: Polyethylene, scratch-free surface
- Made in Germany, weight only 34g

especially for Fatbikes



250 25 14000	91295	FW motive 'saw'
250 25 14001	91295	FW motive 'spikes'
250 25 14002	91295	FW motive 'black'

MG-C19 XLC RW Mini Mudguards

- Easy tool-free mounting
- Saddle rail mounting
- Graphics are embedded in the surface and thus protected against adverse conditions
- Material: Polyethylene, scratch-free surface
- Made in Germany, weight only 18g



catch me if you can



tie



red lines



raccoon



prisms





black

250 25 12000	9995	RW motive 'catch me if you can'	250 25 12003	9995	RW motive 'tie'
250 25 12001	9995	RW motive 'red lines'	250 25 12004	9995	RW motive 'raccoon'
250 25 12002	9995	RW motive 'prisms'	250 25 12005	9995	RW motive 'black'

MG-C05 XLC Mudguard FW

- Semi-transparent
- Tool-free mounting
- Universally adjustable loop mounting for down tube or bolt mounting
- Very soft, flexible material
- Suitable for 1.5" - 2" wheels
- Weight: approx. 75g
- Dimensions: 140x190mm



MG-C06 XLC Mudguard RW

- Semi-transparent
- Tool-free mounting
- Universally adjustable loop mounting for seat post (up to Ø 32.5mm)
- Very soft, flexible material
- Suitable for 1.5" - 2" wheels
- Weight: approx. 150g
- Dimensions: 550x190x85mm



250 25 01000	9895	20-29", black
250 25 01005	9895	for Fatbikes, black

especially for Fatbikes

250 25 01100	91095	26-29", black
250 25 01105	91095	for Fatbikes, black

especially for Fatbikes



MG-C07 | MG-C08 | MG-C09 XLC Mudguards

- FW dirtboard for down tube mounting
- Tool-free mounting
- Length 390mm, width 50/60mm
- For 26-28", weight only 81g
- For City/Road/Trekking bikes
- RW mudguard for seat post mounting
Ø 24 - Ø 36mm
- Angle adjustable, refl. stickers
- Length 540mm, width 42mm
- For 26-28", Weight 180g
- For City/Road/Trekking bikes

AVAILABLE INDIVIDUALLY OR AS FRONT/REAR SET



MG-C21 | MG-C13 | MG-C22 XLC Mudguards

- FW mudguard for steerer tube mounting
- Quick release system, angle adjustable
Ø 16 - 28.5mm, with refl. stickers
- Length 510mm, width, 86mm
- For 24-26", Weight only 173g
- For MTB bikes, Trekking bikes
- Quick release system
- Length 560 mm, width 85mm
- For 24-26", Weight only 132g
- For MTB bikes, Trekking bikes
- RW Mudguard for seat post mounting
Ø 24 - 36mm, with reflective stickers

AVAILABLE INDIVIDUALLY OR AS FRONT/REAR SET



250 25 03000	9795	FW dirtboard, black	MG-C09
250 25 03100	91095	RW mudguard, black	MG-C07
250 25 03200	91595	set FW (MG-C09) +RW (MG-C07), black	MG-C08

250 25 03301	91195	FW mudguard, black	MG-C21
250 25 03400	91095	RW mudguard, black	MG-C13
250 25 03501	91895	set FW (MG-C12) +RW (MG-C13), black	MG-C22

MG-C23/24/25 XLC Mudguards

Front wheel mudguard MG-C23

- Scratch-free 2-component material
- Proven fork conus mount with quick release
- Suitable for almost all 1"-1.5" forks
- Weight: approx. 130g
- Dimensions: approx. 560x90mm

Rear wheel mudguard MG-C24

- Break-safe 2-component material
- Proven angle adjustable seat post mount with quick release
- Weight: approx. 210g
- Dimensions: approx. 520x100mm

AVAILABLE INDIVIDUALLY OR AS FRONT/REAR SET



250 25 00800	91295	FW mudguard 26-29", black/anthracite	MG-C23
250 25 00900	91395	RW mudguard 26-29", black/anthracite	MG-C24

250 25 00910	92495	set consisting of FW (MG-C23) and RW (MG-C24), black/anthracite	MG-C25
--------------	-------	---	---------------

MG-C26/27/28 XLC Mudguards

Front wheel mudguard MG-C26

- Dimensions: 354x82 mm
- Incl. reclosable cable ties
- Weight: 88g
- Especially suitable for suspension forks

Rear wheel mudguard MG-C27

- Dimensions: 480x80 mm
- Tool-free mounting, angle adjustable
- Weight: 245g
- Suitable for Ø24-32mm seat post diameters

NEW!

AVAILABLE INDIVIDUALLY OR AS FRONT/REAR SET



250 25 05300	9695	FW mudguard 26", 27,5", 29" black	MG-C26
250 25 05310	9995	RW mudguard 26", 27,5", 29" black	MG-C27

250 25 05320	91595	set consisting of FW (MG-C26) and RW (MG-C27), black	MG-C28
--------------	-------	--	---------------

MG-C15 | MG-C16 | MG-C17 XLC Mudguards Race

- Easy tool-free mounting, with click closure
- Suitable for 700C, 26", tyre width 35mm



250 25 05500	9995	FW mudguard 26", 700C, black	MG-C15
250 25 05600	91095	RW mudguard 26", 700C, black	MG-C16
250 25 05700	91995	set FW (MG-C15) +RW (MG-C16), black	MG-C17

MG-C11 XLC Dirtboard

- Downtube mounting
- Also suitable for oversizes



250 25 05200	9695	black
--------------	------	-------

MG-C04 XLC Clip-on Mudguard Set Junior

- Suitable for suspension forks, rigid forks and V-brakes
- Suitable for kids' wheels 16-20 inches
- Securely bolted to the bike



250 25 01800	9995	16-20", black
--------------	------	---------------

MCG-03 XLC Plug-in Mudguard Set ATB

- Set for front and rear wheel
- Also suitable for bikes with V-brake



250 25 02000	9595	20", black
250 25 02600	9695	24-26", black
250 25 02800	9795	28", black

ACCESSORY FOR STANDS



KS-X03 XLC Stand Plate

- Mounting on chain stay with adapter plate
- Accessory especially for HAIBIKE XDURO Gen2 Hardtail/Trekking/Race and HAIBIKE SDURO
- For KSA 18 stand systems

ACCESSORY FOR HAIBIKE XDURO + SDURO



250 26 00420	91695	stand plate XDURO Gen2 & SDURO
--------------	-------	--------------------------------



STANDS



STANDS | FEATURES



/// Direct mounting

Some bicycle frames are equipped as standard with a side kickstand adapter plate placed on the chainstay, which allows direct mounting of special side kickstands. There are two types of adapters and kickstands - one with 18mm, the other one with 40mm hole spacing.



/// Length adjustable

Because of their individually adjustable lengths, these kickstands are suitable for bikes with wheels and frames of different sizes. It is no longer necessary to cut the kickstand into the right length.

KS-S01 XLC Side Stand

- Extra large rubber pod for secure stand
- Initial mounting, without adapter plate
- Adjustable 24-28"



250 26 00000 91195 black/silver
250 26 09900 9295 replacement pod

KS-R01 XLC Chainstay Stand

- Extra large rubber pod for secure stand
- Incl. extra adapter plate for bottom bracket plate mounting
- Adjustable 24-28"



250 26 00200 91495 black/silver
250 26 09900 9295 replacement pod

KS-R02 XLC Chainstay Stand

- Adjustable 26-28"



250 26 10000 91395 black
250 26 10100 91295 silver

KS-R03 XLC Chainstay Stand

- Suitable for multi gear hubs, single speed and derailleur with nut
- Adjustable 26-28"



250 26 10200 91595 black

KS-R04 XLC Chainstay Stand

- Chainstay mounting
- Suitable for oversize/aluminium/fully frames
- Adjustable 24-28"



250 26 10500 91795 black

KS-R05 XLC Chainstay Stand Multi II

- Mounting: chainstay, horizontally and vertically adjustable (for 24-28")
- Universal mounting possibilities
- Suitable for oversize/Aluminium/Fully frames
- Suitable for disc brake socket




250 26 10600 91795 black

KS-B01 XLC Side Stand

- For bearing shell mounting, compatible with SHIMANO Hollowtech II & TRUVATIV Giga Pipe (BB Cup 44mm), adjustable by 2 mounted angle discs, suitable for 26-28"
- Rubber pod for stable stand, weight approx. 155g



 Length adjustment by cutting

250 26 11000 93995 black

KS-R06 XLC Chainstay Stand Multi I

- Chainstay mounting
- Suitable for disc brake socket
- With adjustable mount for different chainstay angles
- Adjustable 24-28"





250 26 10700 91395 black

KS-C01 XLC Chainstay Stand

- Chainstay mounting
- Incl. replacement pads for oval, squared or round chainstays
- Extra large rubber pod for a firm stand
- Adjustable 24-28"





250 26 00300 91495 black
250 26 09900 9295 replacement pod

KS-C04 XLC Chainstay Stand For Direct Mounting

- Chainstay mounting with adapter plate
- 18mm hole spacing
- Extra large rubber pod for a firm stand
- Adjustable 26-28"



Available in 2 versions:
1.) Incl. 2xM5 bolts for 5mm drilling
2.) Incl. 2xM6 bolts for 6mm drilling

250 26 00400 91795 black, 18mm Ø5mm
250 26 00410 91795 black, 18mm Ø6mm

KS-C05 XLC Chainstay Stand For Direct Mounting

- Chainstay mounting with adapter plate
- 40mm hole spacing
- Extra large rubber pod for a firm stand
- Adjustable 26-28"



250 26 00600 91795 black

KS-D02 XLC Bi-Pod Stand

- Material: Aluminium, adjustable 24-28"
- With folding mechanism, both pods fold opposite to the chain side and prevent chain contact





250 26 13100 93495 black

FOR KIDS



TO-M19 XLC Push Aid For Kids' Bikes

- Tool-free mounting
- Seat post mounting



NEW!

250 26 30100 91995 black

TW-S01 XLC Stabilisers

- With solid steel rim
- Max. 30kg
- For 12-20" kids' wheels





250 26 30000 91995 black/chrome



DISPLAY STANDS



VS-F01 XLC Display Stand Unistage

- Suitable as stable stand or as sales display
- Robust steel construction, two pieces
- Tyre width max. 70mm
- Wide stand feet



250 26 05400 92995 black, for 1 bike, up to 29"

VS-F04 XLC Display Stand

- Robust telescopic construction
- Stable base
- Single bike racks with padded quick release closure, adjustable angle
- Floor or ceiling mounting possible
- Min. height: 1.9m, max. height: 3.3m
- For 2 bikes, max. load: 40kg (screwed state)



250 26 06100 914900 black, for 2 bikes

VS-F06 XLC Display Stand Fatstage

- Suitable as stable stand or sales display
- Robust steel construction, two pieces
- Suitable for extremely wide tyres
- Wide stand feet



250 26 05450 93495 black, for Fatbikes

VS-F03 XLC Display Stand

- Robust RW display stand, especially suitable for heavy bikes, e.g. eBikes
- Fixes the bike by a special folding mechanism on two positions without scratching the rim
- Also suitable for extremely wide tyres
- Suitable for 20-29", foldable



250 26 05500 95295 black

VS-F02 XLC Display Stand

- Robust steel construction
- Extremely stable
- Paint-gentle socket for front or rear wheel
- Suitable for 26-29" wheels



250 26 06000 92895 silver/black

VS-F08 XLC Display Stand Unistage Pro

- Suitable as stable stand or sales display
- Foldable, with lock
- Suitable for tyre widths of 20mm up to max. 85mm (also plus sizes up to 3.0)
- Wide base (35 x 35mm)
- Additionally adjustable tyre fixation for a secure stand
- Option to mount little wheels
- Height 87cm, folding size: 87 x 35 x 13cm
- Material: Plastic body, Aluminium handle



250 26 05410 92995 for 1 bike, up to 29"

VS-F09 XLC Display Stand

- Suitable for all bikes with 20mm hollow axle
- Possibility to turn the crank while using this stand, thus this stand is suitable for smaller assembly and fine tuning works
- 26-29"



250 26 06200 91995 for 1 bike, 26-29"



WALL/CEILING HOOKS, STEERING DAMPERS




KS-W01 XLC Wall Hook

- Stable wall holder
- For mounting on the front wheel

VS-F05 XLC Ceiling Hook

- PVC-coated
- 2 pieces, incl. dowels



250 26 05000 91295 black

250 26 12100 9495 black

KS-X01 XLC Steering Damper

- Impact stopper especially for bikes with bi-pod stands

KS-X01 XLC Steering Damper

- Impact stopper especially for bikes with bi-pod stands

KS-X01 XLC Steering Damper

- Impact stopper especially for bikes with bi-pod stands



250 26 15000 9995 for frames Ø 28.6mm-32mm

250 26 15100 9995 for frames Ø 38mm-62mm

250 26 15200 91095 for frames Ø 38mm-62mm, for suspension fork



BIKE RACKS



CC-C01 XLC Bike Rack For Trailer Coupling Azura Xtra

- Trailer coupling mounting (lockable)
- Foldable carrier
- Capacity: 2 bikes (not expandable)
- Suitable for eBikes
- Dimensions folded: 250 x 780 x 510mm
- Dimensions: 1,300 x 780 x 510mm
- Compatible with frame diameters:
 - Ø75mm round tube or 75x45 oval tube
- Weight: 15.5kg
- Max. cargo load:
 - 36kg from D-value 5.3 kN of the trailer coupling,
 - 60kg from D-value 6.7 kN of the trailer coupling
- Max. weight per bike: 30kg
- Bike and rack lockable
- Connection: 13 pole
- Max. top speed: 130km/h
- 130cm max. axle distance of the bike
- Can be folded down with mounted bikes on
- Possible to mount a loading ramp
- Completely premounted
- Rail spacing 220mm
- Adjustable rails with automatic fixing
- RDW-certified (EG-type approval)



250 33 10500	947900	foldable, can be folded down, for 2 bikes (also for eBikes)	233 90 00016	93995	loading ramp for easy loading
			233 90 00018	99995	extension kit for transportation of a third bike

CC-X.. Replacement Parts For XLC Rear Mounted Bike Rack Azura Xtra


233 90 00000	92595	bike frame holder long	233 90 00011	92295	harness
233 90 00001	92295	bike frame holder short	233 90 00012	92495	lights right
233 90 00002	91795	locking nut, lockable, blue	233 90 00013	92495	lights left
233 90 00003	9995	frame clamp, two pieces	233 90 00014	9995	lighting case right
233 90 00004	91595	lock unit for coupling	233 90 00015	9995	lighting case left
233 90 00005	91295	plate for licence plate mounting	233 90 00016	93995	replacement loading ramp
233 90 00006	91195	bike mount 1. rail right or 2. rail left	233 90 00020	9395	replacement plate for connector
233 90 00007	91195	bike mount 1. rail left or 2. rail right	233 90 00021	9195	replacement key no. 16
233 90 00008	9250	Fastening strap for wheel	233 90 00022	9195	replacement key no. 20
233 90 00010	9250	strap and screw for folding mechanism			



CC-C03 XLC Bike Rack For Trailer Coupling Beluga

- Trailer coupling mounting (lockable)
- Suitable for eBikes
- Material: Aluminium
- Foldable for storage
- Quick release system, lockable (lock)
- Can be folded down by foot pedal
- Incl. supporting arm for all bikes
- Homologated rear lights
- 13 POL connection
- Max. wheel width 80mm, max. wheelbase 1,250mm
- Weight: for 2 bikes 14.6 kg /3 bikes 15kg
- Load: max. 60kg

NEW!



250 33 12000	932900	can be folded down, foldable for storage, for 2 eBikes
250 33 12200	937900	can be folded down, foldable for storage, for 3 eBikes

CC-X.. Replacement Parts For XLC Rear Mounted Bike Rack Beluga

233 40 45300	9510	safety strap with closure	233 40 47900	9690	plastic cover at the carrier for trailer coupling
233 40 45700	9695	licence plate bracket	233 40 42900	9795	wheel bracket (pair)
233 40 47600	92195	can be folded down	233 40 41100	91799	support arm (frame) 3-D short for first bike
233 40 47300	98995	rear lights left and right	233 40 41200	91850	support arm (frame) 3-D medium for second bike
233 40 47305	91995	rear light lenses left and right	233 40 41300	91950	support arm (frame) 3-D long for third bike
233 40 47700	9480	plastic lever cover			
233 40 47500	91595	lock cylinder with keys			
233 40 43000	92995	wheel rail			
233 40 47800	92750	light rail			

HANDLEBAR ADAPTERS



BV-X08 XLC Handlebar Adapter

- Suitable for front lights, board computers, navigation systems, bells, etc.
- For clamp diameter of Ø22mm, 2 adapter positions
- Handlebar mounting Ø31.8mm
- Material: Aluminium 6010, CNC-made
- Weight: approx. 57g



250 27 40300 92995 black

BV-X07 XLC Handlebar Adapter

- Suitable for front lights, board computers, navigation systems, bells, etc.
- For clamp diameter of Ø22mm, 5 adapter positions
- A-Head Spacer mounting Ø28.6mm
- Material: Aluminium 6010, CNC-made
- Angle adjustable
- Weight: approx. 69g



250 27 40200 93995 black

BV-X06 XLC Handlebar Adapter

- Suitable for front lights, board computers, navigation systems, bells, etc.
- For clamp diameter of Ø 22mm, 2 adapter positions
- A-Head Spacer mounting Ø 28.6mm
- Material: Aluminium 6010, CNC-made
- Weight: approx. 38g



250 27 40100 91995 black

BV-X05 XLC Handlebar Adapter

- Suitable for front lights, board computers, etc.
- For handlebar socket Ø 31.8mm
- For clamp socket Ø 25.4mm
- Material: Aluminium 6061 T6
- Weight: approx. 42g



250 27 40000 91295 black



BOTTOM BRACKETS & ACCESSORY



BB-J01 XLC Inner Bearing

- Made in Germany
- Highest EN14766 certification
- BSA, squared, JIS/ISO, Ø 68mm casing
- Best rotation characteristics
- Best corrosion prevention
- Perfect fit in bottom bracket casing
- Ball bearing: 2RS (both sides sealed)
- Adapter PA6.6 30% GF Durethan®
- Durability up to 35,000km



250 28 11000	91295	119mm	BSA	JIS	squared
250 28 11100	91295	123mm	BSA	JIS	squared
250 28 11200	91295	127mm	BSA	JIS	squared
250 28 11300	91295	131mm	BSA	JIS	squared

CR-E01 XLC Crank Set For Bosch eBike Systems

- Material: Aluminium 6061T6 cold forged
- ISIS-Drive, incl. mounting screw
- For left and right side



CR-E02 XLC Chain Ring For Bosch eBike Systems

- Material: Aluminium, CNC-made
- Ø104mm, incl. chain ring screws
- Incl. chain guard disc



CR-A01 XLC Chain Rings

- Material: Aluminium 7075 CNC
- For 4-arm crank



250 28 50000	93595	black, 170mm
250 28 50100	93695	black, 175mm

250 28 50500	93195	black, 38 teeth
250 28 50600	93195	black, 42 teeth

250 28 30000	93995	44 teeth, BC 104mm
250 28 30100	93995	32 teeth, BC 104mm
250 28 30200	91995	22 teeth, BC 64mm

CG-A01 XLC Rockring

- Especially for Freeride use
- Can be mounted instead of the outer chain ring
- Aluminium, CNC-made, bolt circle: 104mm
- Colour: black/silver, weight: approx. 107g



CG-K01 XLC Chain Guard Disc

- Suitable for distance crank/chain ring 6 - 16mm
- Colour: smoky, for fixed axle



CR-X01 XLC Chain Ring Screws Colour Edition

- Material: Aluminium 7075
- Current trend colours
- Sleeve length 7mm, weight approx. 10g (set)



250 28 17000	92295	Ø168mm, 38 teeth
250 28 17100	92295	Ø190mm, 42 teeth
250 28 17200	92295	Ø190mm, 44 teeth

250 28 25000	9995	42-44 teeth
250 28 25100	9995	46-48 teeth

250 28 40001	92495	set of 5, titanium
250 28 40007	92495	set of 5, red
250 28 40009	92495	set of 5, blue
250 28 40016	92495	set of 5, orange
250 28 40018	92495	set of 5, lime green

MIRRORS & BOTTLES



MR-K05 XLC Bicycle Mirror

- Chromed casing
- Incl. clamp for handlebar mounting
- Integrated white reflector



MR-K01 XLC Bicycle Mirror MR-K02 XLC Bicycle Mirror

- For handlebar clamp Ø19-22mm
- 3D adjustable, convex mirror glass
- MR-K02 with angle-flexible rod



MR-K01

MR-K02

MR-K03 XLC Bicycle Mirror

- For clamp mounting Ø22.2-33mm, suitable also for eBike-certified handlebars with reduced inner diameter
- 360° rotation, 20° angle adjustable
- Convex, break-proof mirror glass
- Universal mounting options, e.g. on stem, handlebar, suspension fork, bar end



250 32 40500 9495 chrome, Ø75mm

250 32 40000 9795 Ø80mm MR-K01
250 32 40100 9995 Ø80mm MR-K02

250 32 40200 9995 Ø60mm MR-K03

WB-K03 XLC Bottles

- Made in Europe
- Food-safe; BPA and phthalate-free
- Recyclable plastic
- Cap keeps 100% tightly closed even with carbonated drinks
- Dishwasher-proof
- Wide opening for easy cleaning
- Incl. pull spouts
- Made with 20% recycled material

NEW!



250 32 31900 9595 500ml, red
250 32 31910 9595 500ml, blue
250 32 31920 9595 500ml, green
250 32 31930 9595 500ml, black

250 32 31500 9695 750ml, red
250 32 31600 9695 750ml, blue
250 32 31700 9695 750ml, green
250 32 31800 9695 750ml, black





BOTTLE CAGES



BC-A04 XLC Bottle Cage Alu

- Material: Alu
- Weight: approx. 48g



250 32 01500	9995	silver matt
250 32 01600	9995	black matt
250 32 01700	91195	carbon look



BC-A13 XLC Bottle Cage Alu

- Material: Aluminium
- Flexible construction, suitable for almost all bottle shapes
- Weight: only 23g



250 32 07700	9995	black matt
--------------	------	------------

BC-A06 XLC Bottle Cage

- Material: Aluminium
- With flex function
- Weight: approx. 43g



250 32 00800	9895	black/matt
--------------	------	------------

BC-A09 XLC Bottle Cage

- Material: Aluminium 5052
- Weight: approx. 24g



250 32 06500	91395	black
250 32 06600	91395	white

BC-A05 XLC Bottle Cage Alu Hodalah

- Material: Aluminium
- Weight: approx. 53g



250 32 04000	91195	black/white
250 32 04100	91195	white/black
250 32 04300	91195	red/black

BC-K05 XLC Bottle Cage

- Material: plastic
- Weight: approx. 28g



250 32 06000	9995	black
250 32 06100	9995	white

BC-K01 XLC Bottle Cage

- Material: Plastic
- Ideal for Aluminium bottles
- Weight: approx. 35g



250 32 01900 9795 black

BC-K06 XLC Bottle Cage

- Material: Plastic
- Flexible construction, suitable for almost all bottle shapes
- Weight: only 37g



250 32 10700 9795 black/grey
250 32 10710 9795 white/grey

BC-K07 XLC Bottle Cage

- Material: Nylon
- Flexible construction, suitable for almost all bottle shapes
- Weight: only 37g



250 32 10800 9995 black gloss/grey
250 32 10810 9995 white gloss/grey

BC-A02 XLC Bottle Cage

- Material: Aluminium, Ø6mm
- Also bottles made of Aluminium are kept safely without clatter and noise due to lateral padding
- Weight: approx. 69g



250 32 00500 9795 black matt
250 32 00700 9795 silver matt

250 32 00703 9895 white
250 32 00707 9895 red



BC-A03 XLC Bottle Cage

- Material: Alu, Ø6mm
- Weight: approx. 62g



250 32 01000 9895 black matt
250 32 01200 9895 silver matt



BC-A01 XLC Bottle Cage

- Material: Aluminium Ø 5mm
- Also bottles made of Aluminium are kept safely without clatter and noise due to lateral padding, weight: approx. 55g



250 32 00000 9795 black/matt
250 32 00200 9795 silver/matt



BC-A10 XLC Bottle Cage

- Material: Aluminium (one piece-construction)
- Diameter: Ø4.3mm
- Weight: approx. 44g



250 32 07000 9695 black
250 32 07100 9695 silver



BC-A11 XLC Bottle Cage

- Material: Aluminium (one piece-construction)
- Diameter: Ø4.3mm
- Weight: only 29g



250 32 07500 9795 black





BC-S06 XLC Bottle Cage Sidecage

- Individually attachable bottle cage for left/right-handers
- Material: Plastic
- For small frame heights
- With lateral opening
- Weight: 49g



250 32 10600	9895	white/blue	250 32 10603	9895	black/grey	250 32 10606	9895	black/blue
250 32 10601	9895	white/green	250 32 10604	9895	black/green			
250 32 10602	9895	white/orange	250 32 10605	9895	black/lime			

BC-S03 XLC Bottle Cage Alu Sidecage

- For small frame heights
- With lateral openings, for left/right-handers
- Material: Alu, weight: approx. 53g



250 32 10200 9995 black

BC-S04 XLC Bottle Cage Alu Sidecage

- For small frame heights
- With lateral opening
- Material: Alu, weight: approx. 45g



250 32 10300 9795 black

BC-S05 XLC Bottle Cage Sidecage

- For small frame heights
- With lateral opening
- Material: Plastic, weight: approx. 47g



250 32 10400 9895 black/white

BC-S02 XLC Bottle Cage Alu Sidecage

- Material: Alu
- With lateral opening
- Weight: approx. 35g



250 32 10000 9995 black
250 32 10001 9995 white

BC-A07 XLC Bottle Cage Alu German King Kong

- Material: Aluminium
- Adjustable, suitable for most PET bottles
- Also suitable for 1.5l bottles



250 32 02100 91395 black

BC-K03 XLC Bottle Cage

- Seat post mounting (Ø34.9mm)
- For many bikes or eBikes on which a lower tube-mounting is impossible. Suitable e.g. for all Haibike SDuro/XDuro hard tails
- Material: Plastic, weight: 73g



250 32 02800 91495 black
seat post mounting

BC-A08 XLC Cup Holder

- Suitable for almost all current cups
- Material: Aluminium, clamp: Nirosa
- With two mounts (Ø22.4 - 27mm, Ø28.6 - 31.8mm)
- Diameter: outer Ø78mm, inner Ø75mm
- Weight: approx. 80g



250 32 05000 91395 black

BC-X03 XLC Saddle Adapter For Bottle Cage

- Saddle rail mounting
- Ideal for mounting 2 adapters to one saddle



250 32 03000 9695 68mm, black
250 32 03200 9695 45mm, black

BC-X01 XLC Cleaning Set For Hydration Backpack

- Incl. 2 brushes
- Frame for drying



250 32 10500 91495 set of 3

BC-X04 Uni Adapter For Bottle Cages

- Mounting possible i.a. on handlebar, stem, seat post
- Ø22-36mm
- 360° rotatable



250 32 03500 9995 black

BC-X05 Uni Adapter For Bottle Cages

- Universal mounting options
- Incl. 2 clamps
Ø22.4 - 27.2mm, Ø28.6 - 31.8mm
- 360° rotatable



250 32 03505 9795 black
250 32 03510 9895 black, quick release

BC-X02 XLC Hexagon Socket Screws

- Material: Aluminium 7075
- M 5 x 17mm
- For bottle cages



250 32 15001 9695 set of 2, titanium
250 32 15007 9695 set of 2, red
250 32 15009 9695 set of 2, blue
250 32 15016 9695 set of 2, orange
250 32 15018 9695 set of 2, lime green

FIRST AID KIT



FA-A01 XLC First Aid Kit

- In accordance with DIN 13167
- Nylon bag with hook and loop strap for handlebar/carrier mounting or backpack
- 1x adhesive plaster coil 5m x 2.5 cm
- 1x plaster set (set of 14)
- 1x dressing according to DIN 13151-M, sterile
- 1x dressing according to DIN 13151-G, sterile

- 1x bandage 60 cm x 80 cm, sterile
- 1x emergency blanket 210 x 160 cm silver/golden
- 1x pair of plaster scissors
- 1x bag with 4 pieces Vinyl gloves
- 2x wet wipes to clean intact skin
- 1x first aid instructions (in case of accidents)
- 1x index



250 17 00001 9995 red, 150 x 50 x 100mm, DIN 13167



MULTI TOOLS



TO-M05 XLC Multi Tool With 19 Functions

- Screw driver cross/slot head
- Hex wrench 2/2.5/3/4/5/6/8mm, multi-tooth T 25
- Tin opener, ring wrench 8/9/10mm
- Spoke wrench, tyre lever, chain rivet remover



250 36 15200 91995 19 functions

TO-M04 XLC Multi Tool With 20 Functions

- Screw driver cross/slot head
- Hex wrench 2/2.5/3/4/5/6/8mm
- Ring wrench 8/9/10/12/13/14mm
- Tin opener, spoke wrench, tyre lever
- Stainless steel blade



250 36 15000 91895 20 functions

TO-M07 XLC Multi Tool With 15 Functions

- 15 tools in 1, extra light Alu frame
- Screw driver cross/slot head
- Hex wrench 2/2.5/3/4/5/6/8mm, multi-tooth T 25
- Chain rivet remover, spoke wrench



250 36 15600 91995 15 functions

TO-M06 XLC Multi Tool With 10 Functions

- 10 tools in 1, extra light Alu frame
- Screw driver cross/slot head
- Hex wrench 2/2.5/3/4/5/6/8mm, multi-tooth T 25



250 36 15500 91595 10 functions

TO-M08 XLC Multi Tool Nano With 9 Functions

- Hex wrench 2/2.5/3/4/5/6/8mm
- Screw driver cross head
- Screw driver slot head



250 36 15700 91395 9 functions

TO-M09 XLC Multi Tool With 8 Functions

- Multi-tooth T9/10/15/20/25/27/30/40



250 36 15800 91395 8 functions

TO-M18 XLC Multi Tool With 6 Functions

- 6 functions: hex wrench 3/4/5/6mm, screw driver cross head, screw driver slot head
- Material: hardened steel with nickel-plated anti-rust coating, weight: 95g

NEW!



250 36 15810 9995 6 functions

TO-M19 XLC Multi Tool With 10 Functions

- 10 functions: hex wrench 2/2.5/3/4/5/6/8mm, screw driver cross head, screw driver slot head, multi-tooth T25
- Material: hardened steel with nickel-plated anti-rust coating, weight: 126g

NEW!



250 36 15820 91595 10 functions

TO-M20 XLC Multi Tool With 15 Functions

- 15 functions: hex wrench 2/2.5/3/4/5/6/8mm, 2 x screw driver cross head, screw driver slot head, multi-tooth T25/T10, spoke wrench 4.3/4.4mm, chain rivet remover 9/10/11-speed
- Material: hardened steel with nickel-plated anti-rust coating, weight: 168g

NEW!



250 36 15830 91995 15 functions



TO-M10 XLC Multi Tool Q-Line, 8 Functions


- 8 functions
- Material: Chrome Vanadium
- Weight: 79g
- Anti-rust coating
- Anti-slip XLC rubber logo
- Hex wrench 2/2.5/3/4/5mm
- Screw driver cross head
- Screw driver slot head
- Multi-tooth T25



250 36 15900 91695 8 functions

TO-M11 XLC Multi Tool Q-Line, 10 Functions


- 10 functions
- Material: Chrom Vanadium
- Weight: 104g
- Anti-rust coating
- Anti-slip XLC rubber logo
- Hex wrench 2/2.5/3/4/5/6/8mm
- Screw driver cross head
- Screw driver slot head
- Multi-tool T25



250 36 15905 91995 10 functions

TO-M12 XLC Multi Tool Q-Line, 12 Functions

- 12 functions
- Material: Chrome Vanadium
- Weight: 138g
- Anti-rust coating
- Anti-slip XLC rubber logo
- Hex wrench 2/2.5/3/4/5/6/8mm
- Screw driver cross head
- Screw driver slot head
- Multi-tooth T25, T10
- Chain rivet remover 9/10/11-speed compatible



250 36 15910 92895 12 functions

TO-M13 XLC Multi Tool Q-Line, 13 Functions

- 13 functions
- Material: Chrome Vanadium
- Weight: 158g
- Anti-rust coating
- Anti-slip XLC rubber logo
- Hex wrench 2/2.5/3/4/5/6/8mm
- Screw driver cross head
- Screw driver slot head
- Multi-tooth T25, T10
- Chain rivet remover 9/10/11-speed compatible
- CO2 cartridge pump (without cartridge) for all standard cartridges with thread



250 36 15915 94295 13 functions

TO-M14 XLC Multi Tool Q-Line, 12 Functions

- 12 functions
- Weight: 134g
- Material: Chrome Vanadium
- Anti-rust coating
- Anti-slip XLC rubber logo
- Hex wrench 2/2.5/3/4/5/6/8mm
- Screw driver cross head
- Screw driver slot head
- Multi-tooth T25, T10
- CO2 cartridge pump (without cartridge) for all standard cartridges with thread



250 36 15920 93495 12 functions

PU-X06 Accessory For Multi Tools With CO2 Cartridge Pump

- Delivery of cartridge mount without cartridges
- XLC replacement cartridges with 16g and 25g are equipped with thread and compatible with cartridge mount



250 19 57400 9595 Alu CO2 cartridge mount for 2 cartridges with thread, mounting below the bottle cage (without cartridges)

250 19 57200 9695 set of 2 units CO2 replacement cartridges each 16g

250 19 57300 91295 set of 2 units CO2 replacement cartridges each 25g



TOOLS



TO-S01/TO-S80 XLC Inner Bearing Tool

- TO-S01: for Shimano Hollowtech II & Truvativ GXP
- TO-S80: especially for Shimano BB 9000



TO-S02 XLC Crank Mounting Tool

- For square & octalink & ISIS



TO-S03 XLC Inner Bearing Tool

- For Shimano cartridge bearings



250 36 00000 91595 black **TO-S01**
250 36 00100 91695 black **TO-S80**

250 36 00200 91595 black/silver

250 36 00400 91695 black/silver

TO-S04 XLC Inner Bearing Tool

- For ISIS Drive 8 nut



TO-S05 XLC Inner Bearing Tool

- For 24mm wrench width or 1/2" ratchet
- For Shimano cartridge bearing & ISIS



TO-S06 XLC Inner Bearing Tool

- To remove bearings



250 36 00600 91595 black

250 36 00800 91695 silver

250 36 00900 93895 Ø30mm
250 36 00950 93895 Ø24mm

TO-S07 XLC Crank Puller

- 8mm hex wrench / 15mm wrench width



TO-S08 XLC Inner Bearing Tool

- To mount bearings (BB30)



TO-S09 XLC Pin Wrench

- To mount bearings (BB30)



250 36 01000 9995 black

250 36 01100 93995 black

250 36 01200 9795 black/silver

TO-S10 XLC Joint Hook Wrench

- For counter rings with 2 nuts, angle adjustable



TO-S11 XLC Sprocket Removal Tool

- With chain



TO-S12 XLC Cassette Removal Tool

- With guide for safe handling
- For Shimano HG cassettes



250 36 01400 9795 black/siler

250 36 01600 91495 for 9-sp sprockets
250 36 01800 91295 for up to 8-sp sprockets

250 36 02000 91595 black/silver



TO-S13 XLC Sprocket Removal Tool

- For 24 and 19mm wrench width and 1/2" ratchet
- For Shimano HG cassettes



250 36 02200 9895 silver

TO-S14 XLC Sprocket Removal Tool

- For Shimano UG freewheel cassettes



250 36 02300 9895 black

TO-S15 XLC Sprocket Removal Tool

- For 24mm wrench
- For Suntour freewheel cassettes with 4 notches



250 36 02400 9995 black

TO-S16 XLC Sprocket Removal Tool

- For wrench 23mm
- For Suntour freewheel cassettes with 2 notches



250 36 02600 9795 black

TO-S17 XLC Sprocket Removal Tool

- For wrench 21mm or 1/2" ratchet
- For Shimano freewheel cassettes HG



250 36 02800 9995 black

TO-S18 XLC Pedal Wrench

- 15mm width



250 36 03000 9995 black/silver

TO-S78 XLC Pedal Wrench

- 15mm width
- 150mm length



250 36 03500 9995 black

TO-S21 XLC Pedal Wrench CroMo

- 15/24mm width



250 36 03400 91295 silver/black

TO-S19 XLC Pedal / Crank Wrench

- 15mm width and 14/15mm hex wrench



250 36 03200 9995 silver/black

TO-S22 XLC Cone Wrench



250 36 03800 9895 13mm, black
 250 36 03900 9895 14mm, black
 250 36 04000 9895 15mm, black
 250 36 04100 9895 16mm, black
 250 36 04200 9895 17mm, black
 250 36 04300 9895 18mm, black
 250 36 04400 9895 19mm, black

TO-S23 XLC Headset Wrench



250 36 04600 91395 30mm, black
 250 36 04800 91395 32mm, black
 250 36 05000 91395 36mm, black
 250 36 05200 91395 40mm, black

TO-S24 XLC Headset Tool



250 36 05400 91595 black/silver

TO-M01 XLC Y-Wrench

- 8/10/12mm bits



250 36 07600 9595 black/silver

TO-M02 XLC Y-Wrench

- 4/5/6mm hex wrench-bits



250 36 07800 9595 black/silver

TO-M15 XLC Y-Wrench

- 4/5mm hex wrench, T25 multi-tooth



250 36 07900 9795 black/silver

TO-M16 XLC Y-Wrench

- 2/2.5/3mm hex wrench



250 36 07910 9795 black/silver

TO-M17 XLC Y-Wrench

- T25/30/40 multi-tooth



250 36 07920 9795 black/silver

TO-S30 XLC Hex Wrench

- T-shape hex wrench



250 36 08000 9795 4mm, grey/silver
 250 36 08200 9795 5mm, grey/silver
 250 36 08400 9795 6mm, grey/silver

TO-S75 XLC Star Wrench

- T-shape star wrench T25



250 36 09000 9795 T25, black

TO-S32 XLC Hex Wrench

- T-shape hex wrench set
- 2/2.5/3/4/5/6/8/10mm, with display



250 36 09500 94295 Set, black/silver

TO-S31 XLC Hex Wrench

- Workshop quality
- Two-way usable, with ball head



250 36 09100 9895 6mm, silver/black
 250 36 09200 9895 8mm, silver/black
 250 36 09300 9950 10mm, silver/black

TO-S33 XLC Hex Wrench

- Hex wrench set
- 2/2.5/3/4/5/6/8/10mm
- Handy bracket
- With ball head



250 36 09700 91395 set, silver/black

TO-S36 XLC Cable Cutter



250 36 12000 91995 black

TO-S38 XLC Cable Collet

- One-hand use



250 36 12200 92895 silver/black



TO-S79 XLC Rim Braking Shoe Tuner

- For exact braking shoe mounting
- Reduces squeaking noises
- Perfect braking effect



250 36 10900 9495 pair, orange

TO-S34 XLC Brake Piston Tool

- For simple removal of disc brake pads



250 36 11000 91295 black/silver

TO-S35 XLC Brake Disc Tool

- Handy tool for adjusting brake discs



250 36 11100 91395 silver/black

TO-S29 XLC Chain Tension Pliers

- Suitable for all standard snap closure chains
- Helpful to open the chain



250 36 07500 9895 black

TO-S84 XLC Chain Tension Pliers

- Suitable for all standard snap closure chains
- Helpful to open the chain



250 36 07510 9995 black

TO-S82 XLC Chain Wear Indicator

- Incl. holding function



250 36 17801 9995 silver

TO-S25 XLC Chain Rivet Remover

- For HG, UG, 6/7/8/9/10-speed



250 36 07000 9795 silver

TO-S26 XLC Chain Rivet Remover

- Suitable for 3/32" - 3/16"
- Incl. pin guide and replacement pin
- For HG, UG, 6/7/8/9/10-speed



250 36 07100 92195 black

TO-S27 XLC Chain Rivet Remover

- With ratchet function, for HG, UG, 8/9/10-speed
- Incl. 4 hex wrench bits



250 36 07200 92295 black/silver

TO-S28 XLC Chain Rivet Remover

- For HG, UG, 6/7/8/9/10-speed
- Pin not exchangeable



250 36 07400 9995 black

TO-S81 XLC Chain Rivet Remover

- With adjustable guiding rail
- Suitable i.a. for single speed, 5-11-speed, 3/32" - 3/16"



250 36 07210 92295 black

TO-X01 XLC Spare Pins f. Rivet Remover

- Replacement pins for chain rivet remover
- Suitable for TO-S25/TO-S26/TO-S27



250 36 07300 91295 black (set of 10)

TO-S40 XLC Torque Wrench

- Adjustable 6 - 30 Nm, 3/8" 280mm



250 36 12600 97995 silver/black

TO-S41 XLC Torque Wrench

- Incl. bit sockets (2, 2.5, 3, 4, 5, 6mm; T25)
- Adjustable 3 - 15 Nm, 1/4" 185mm



250 36 12700 99995 silver/black

TO-X02 XLC Bit Set

- Bit set for torque wrench
- 4/5/6/8mm and T 25



250 36 12800 91395 silver/black

TO-S55 XLC Cleaning Set

- Set consists of Sprocket scratcher and cleaning brush



250 36 14000 9795 black

TO-S56 XLC Brush Set

- Set of 3 different brushes



250 36 14200 91495 set of 3, black

TO-S57 XLC Chain Cleaning Set

- Set consists of chain cleaner, brush and sprocket scratcher



250 36 14400 92195 set of 3

TO-S42 XLC Spoke Wrench

- Plate-shaped



250 36 13000 9450 silver

TO-S43 XLC Spoke Wrench

- Bracket-shaped



250 36 13200 9450 green/silver

TO-S44 XLC Spoke Wrench

- Round
- For Ø3.2mm nipples



250 36 13300 9450 black

TO-S58 XLC Tyre Lever

- Glass fiber Nylon, set of 3



250 36 14700 9395 set of 3, black

TO-S59 XLC Tyre Lever

- Steel core, set of 3



250 36 14800 9695 set of 3, black

TO-S68 XLC Spoke Gauge

- Also suitable for measuring crank arms and ball bearings
- Material: stainless steel



250 36 17700 9995 silver



TO-S70 XLC Steerer Tube Cutting Tool

- 6-38mm (1/4" - 1 1/2")
- Pro version
- Incl. replacement cutting wheel and deflashing tool



250 36 18000 95495 blue/black

TO-S71 XLC Saw Guide

- For 1" / 1 1/8" / 1 1/4" A-Head steerer tube



250 36 18100 92495 silver

TO-S37 XLC Braking Cable Cutter

- Very sharp blade, prevents pinching and fraying of the braking cables by precise cut



250 36 12100 95995 for hydr. braking cables

TO-S65 XLC PU Hammer

- Hollow PU Plastic hammer with flywheel mass



250 36 17400 92295 black

TO-S63 XLC Magnet Bowl

- Square shape, 24 x 14cm



250 36 17000 91995 silver

TO-S77 XLC Digital Hanging Scale

- Display in kg, lbs, ounces, jin
- Measuring range: 10g - 50kg
- Tara settings
- Rubber Steel cable loop
- Requires 2 mignon cells (not included)



250 36 17500 93995 black

TO-S61 XLC Tool Box

- **Content:**
- 6x bits (2x multi-tooth T15/T20mm; 2x slot 5/7mm; 2x cross 1/2mm)
- 1x socket wrench coupling / 1x reparation box
- 3x socket wrench inserts 1/4" hex wrench 8/9/10mm
- 1x I-grip for socket wrench / 3x Nylon tyre lever
- 1x 2in1 remover / 1x tool to rivet chains
- 8x hex wrench for angles with ball head (2/2.2/3/4/5/6/8/10mm)
- 1x pedal wrench / 1x sprocket remover
- 1x double cone wrench 13/14/15/16mm
- 1x bearing shell wrench / 1x open-end spanner 8 x 10mm
- 1x spoke wrench / 1x inner bearing remover / 1x freewheel remover



250 36 16200 99995 tool box, 33 pieces, black

TO-S83 XLC Assembly Stand

- Telescopic function, foldable
- With tool tray
- Work height: 105 - 150cm
- Wide stand space: 80 x 85 cm
- Clamping measure of the clamp bracket: Ø55mm
- Folding size: 1,000 x 60mm
- Horizontally and vertically rotatable clamp arm, reach: 250mm



250 36 19501 911995 foldable, height adjustable, max. 20kg



LUBRICANTS & OILS

BL-W01 XLC Fork Oil

- High-quality hydraulic oil for dampers and forks
- Solid performance in all working temperatures
- No foaming
- Protects against wear and corrosion



250 17 86000 91995 5 W-HP750ml
250 17 86100 91995 10 W-HP750ml

BL-W02 / BL-W03 XLC Brake Fluid

- **BL-W02 for hydraulic DOT-5.1 braking systems**
- Biodegradable
- **BL-W03 for mineral oil braking systems**
- Not miscible with synthetic liquids
- Very high friction resistance
- High corrosion resistance



250 17 86500 92995 DOT 5.1 750ml bottle **BL-W02**
250 17 86600 92595 mineral oil 750ml bottle **BL-W03**

BL-W04 XLC Grease

- Permanent protection due to P.T.F.E
- Salt water resistant
- No adverse effects on paints, rubber or plastics
- Optimised rolling resistance
- Biodegradable
- Waterproof, no saponification
- Intended use: ball bearings, hubs, axles, head sets, seat posts, etc.



250 17 87000 91160 150ml tube
250 17 87100 92995 500ml box

BL-W05 XLC MTB Grease

- High-quality lubricant for extreme use
- Ideal efficiency even at high temperatures
- Optimised rolling resistance
- Rust protection, reduced wear
- Biodegradable
- Waterproof, no saponification
- Intended use: ball bearings, hubs, axles, head sets, pedals, etc.



250 17 87200 91295 150ml tube
250 17 87300 92995 500ml box

BL-W06 XLC Assembly Paste

- For high-quality components made of Carbon, Aluminium and Stainless Steel
- Permanent corrosion protection
- Prevents squeaking and creaking noises
- Free of heavy metals and zinc oxides



250 17 87400 94995 500ml box

MP-P01 XLC Assembly Paste

- For high-quality components made of Carbon, Aluminium and Stainless Steel
- Required tightening torque decreases by 30%
- Perfect corrosion protection, prevents twisting and detaching of single components



250 17 85000 9195 pack of 5g



SPARE PARTS FOR XLC TRAILERS

BS-X... Spare Parts For XLC Kids' Trailers Mono/Duo

309 20 09178	9695	Safety splint 35mm for axle coupling for XLC Mono/Duo from 2014
309 20 09168	94995	Drawbar, outer Ø 28.6mm with coupling for XLC Mono/Duo from 2014
309 20 09175	9395	Strap for drawbar for XLC Mono/Duo from 2014
309 20 09188	9395	Safety splint 47 mm with strap for drawbar for XLC Mono/Duo from 2014
309 20 09172	9495	Plastic stopper (hemisphere plug) for drawbar for XLC Mono/Duo from 2014
309 20 09106	9295	Reflector set white for XLC Mono/Duo from 2014
309 20 09107	9295	Reflector set red for XLC Mono/Duo from 2014
309 20 09108	9395	Reflector set wheel for XLC Mono/Duo from 2014
309 20 09158	95495	Wheel 20" compl. with tyres, with thru axle short for XLC Duo from 2014
309 20 09165	95295	Wheel 20" compl. with tyres, with thru axle long for XLC Mono from 2014
309 20 09159	9495	Bearings for wheel for XLC Mono/Duo from 2014
309 20 09160	9395	Dust cap set (2 pieces) for wheel 20" for XLC Mono/Duo from 2014
309 20 09194	9150	Safety nut for thru axle for XLC Mono/Duo from 2014
309 20 09192	91295	Thru axle 146mm long for XLC Mono/Duo from 2014
309 20 09173	93995	Jogger wheel 16" compl. with tyres for XLC Mono/Duo from 2014
309 20 09171	92495	Wheel arm (pair) jogger wheel for XLC Duo from 2014
309 20 09170	92495	Wheel arm (pair) jogger wheel for XLC Mono from 2014
309 20 09263	9695	Quick release f. jogger wheel f. XLC Mono/Duo from 2014
309 20 09167	93195	Buggy wheel incl. bolts for XLC Mono/Duo from 2014
309 20 09262	91495	Buggy wheel fork incl. bolts f. XLC Mono/Duo from 2014
309 20 09182	9495	Safety splint 42mm for buggy wheel for XLC Mono/Duo from 2014
309 20 09184	91095	Buggy wheel socket for XLC Mono/Duo from 2014
309 20 09185	9195	Plastic sleeve for Buggy wheel socket for XLC Mono/Duo from 2014
309 20 09187	92295	Buggy wheel spare set for twin wheel for XLC Mono/Duo from 2014

BS-X... Spare Parts For XLC Kids' Trailer Mono²/Duo²

309 20 09004	911995	Body for XLC Mono ² silver/blue from 2016
309 20 09005	911995	Body for XLC Mono ² silver/lime from 2016
309 20 09006	912995	Body for XLC Duo ² silver/blue from 2016
309 20 09007	912995	Body for XLC Duo ² silver/lime from 2016
309 20 09013	93495	Seat cover for XLC Mono ² blue from 2016
309 20 09014	93995	Seat cover for XLC Duo ² blue from 2016
309 20 09015	93495	Seat cover for XLC Mono ² lime from 2016
309 20 09016	93995	Seat cover for XLC Duo ² lime from 2016
309 20 09023	92995	Cover 2in1 for XLC Mono ² blue/ silver from 2016
309 20 09024	93495	Cover 2in1 for XLC Duo ² blue/ silver from 2016
309 20 09025	92995	Cover 2in1 for XLC Mono ² lime/ silver from 2016
309 20 09026	93495	Cover 2in1 for XLC Duo ² lime/ silver from 2016
309 20 09051	9195	Repair pad for repair of the cover for XLC Mono ² /Duo ² from 2016, colour: silver
309 20 09052	9195	Repair pad for repair of the cover for XLC Mono ² /Duo ² from 2016, colour: blue
309 20 09053	9195	Repair pad for repair of the cover for XLC Mono ² /Duo ² from 2016, colour: lime
309 20 09054	9795	Repair pad for repair of lateral windows for XLC Mono ² /Duo ² from 2016, colour: transparent
309 20 09330	9295	Rem. hook&loop fast. body-sided for cover fastening for XLC Mono ² /Duo ² from 2016
309 20 09331	9295	Hook&loop strap for sewing(fleece+hook for body) for XLC Mono ² /Duo ² from 2016

BS-X... Spare Parts For XLC Kids' Trailers Mono/Duo

309 20 09000	911995	Body for XLC Duo blue from 2014
309 20 09001	911995	Body for XLC Duo lime from 2014
309 20 09002	910995	Body for XLC Mono blue from 2014
309 20 09010	93995	Seat cover for XLC Duo blue from 2014
309 20 09011	93995	Seat cover for Duo lime from 2014
309 20 09012	93995	Seat cover for XLC Mono blue from 2014
309 20 09020	93195	Cover 2in1 for XLC Duo blue from 2014
309 20 09021	93195	Cover 2in1 for XLC Duo lime from 2014
309 20 09022	93195	Cover 2in1 for XLC Mono blue from 2014
309 20 09051	9195	Repair pad for repair of the cover for XLC Mono/Duo from 2014, colour: silver
309 20 09052	9195	Repair pad for repair of the cover for XLC Mono/Duo from 2014, colour: blue
309 20 09053	9195	Repair pad for repair of the cover for XLC Mono/Duo from 2014, colour: lime
309 20 09054	9795	Repair pad for repair of the lateral windows for XLC Mono/Duo from 2014, colour: transparent
309 20 09055	9095	Push button body for XLC Mono/Duo from 2014
309 20 09056	9095	Push button cover/counterpart for XLC Mono/Duo from 2014
309 20 09057	9195	Rem. hook&loop fast. body-sided for cover fastening for XLC Mono/Duo from 2014
309 20 09058	9295	Hook&loop strap for sewing(fleece+hook for body) for XLC Mono/Duo from 2014
309 20 09059	9295	D-ring for XLC Mono/Duo from 2014
309 20 09062	91595	Front frame tube left XLC Duo from 2014
309 20 09063	91595	Front frame tube right XLC Duo from 2014
309 20 09060	91595	Front frame tube left XLC Mono from 2014
309 20 09061	91595	Front frame tube right XLC Mono from 2014
309 20 09070	91595	Inst. tube right with hole for locking top cover for XLC Mono/Duo from 2014
309 20 09071	91595	Inst. tube left with hole for pennant socket for XLC Mono/Duo from 2014
309 20 09161	92095	Push bar for XLC Duo from 2014
309 20 09162	92095	Push bar for XLC Mono from 2014
309 20 09260	9395	Rubber grip f. push bar f. XLC Mono/Duo from 2014
309 20 09261	9395	Strap f. push bar for XLC Mono/Duo from 2014
309 20 09264	9395	Bumper mounting set screws + nuts for XLC Mono/Duo from 2014
309 20 09163	93595	Front bumper for XLC Duo from 2014
309 20 09164	93595	Front bumper for XLC Mono from 2014
309 20 09270	91495	Brake lever unit left with plastic spacer for XLC Mono/Duo from 2014
309 20 09271	91495	Brake lever unit right with plastic spacer for XLC Mono/Duo from 2014
309 20 09200	91495	Replacement axle coupling for XLC Mono/Duo (for horizontal and vertical mounting)
309 20 09176	92995	Axle coupling socket drawbar-sided for XLC Mono/Duo from 2014
309 20 09177	9495	Plastic insert (2 pcs) for axle coupling socket for XLC Mono/Duo from 2014



BS-X... Spare Parts For XLC Kids' Trailers Mono²/Duo²		
309 20 09059	9295	D-ring for XLC Mono ² /Duo ² from 2016
309 20 09064	91795	Front frame tube left XLC Mono ² from 2016
309 20 09065	91795	Front frame tube right XLC Mono ² from 2016
309 20 09066	91795	Front frame tube left XLC Duo ² from 2016
309 20 09067	91795	Front frame tube right XLC Duo ² from 2016
309 20 09072	91995	Inst. tube right for XLC Mono ² /Duo ² from 2016
309 20 09073	91995	Inst. tube left for XLC Mono ² /Duo ² from 2016
309 20 09074	94495	U-tube incl. top cover locking, T-bar connection for XLC Mono ² from 2016
309 20 09075	94495	U-tube incl. top cover locking, T-bar connection for XLC Duo ² from 2016
309 20 09080	99995	Frame for XLC Mono ² from 2016
309 20 09081	99995	Frame for XLC Duo ² from 2016
309 20 09300	91995	Push bar for XLC Mono ² from 2016
309 20 09301	91995	Push bar for XLC Duo ² from 2016
309 20 09310	9495	Rubber grip for push bar for XLC Mono ² from 2016
309 20 09311	9495	Rubber grip for push bar for XLC Duo ² from 2016
309 20 09261	9395	Strap for push bar, XLC Mono ² /Duo ² from 2016
309 20 09327	9695	Safety spint for push bar from 2016 XLC Mono ² /Duo ² ab 2016
309 20 09285	9995	Parking brake socket f. wheel, with screw set for XLC Mono ² /Duo ² from 2016
309 20 09288	92495	Brake lever unit for XLC Mono ² /Duo ² from 2016
309 20 09289	91995	Brake right without brake lever unit and braking cable for XLC Mono ² /Duo ² from 2016
309 20 09293	91995	Brake left ohne brake lever unit and braking cable for XLC Mono ² /Duo ² from 2016
309 20 09290	9495	Braking cable right, for XLC Mono ² /Duo ² from 2016
309 20 09291	9795	Braking cable left, long, for XLC Mono ² from 2016
309 20 09292	9795	Braking cable left, long, for XLC Duo ² from 2016
309 20 09200	91495	Spare axle coupling for XLC Mono ² /Duo ² from 2016 (for horizontal and vertical mounting)
309 20 09176	92995	Axle coupling socket, drawbar-sided for XLC Mono ² /Duo ² from 2016
309 20 09177	9495	Plastic inserts (2 pcs) for axle coupling socket for XLC Mono ² /Duo ² from 2016
309 20 09178	9695	Safety splint 35mm for axle coupling for XLC Mono ² /Duo ² from 2016
309 20 19210	95995	Thru axle M12x142 length 174mm thread 1.50 f. squared+round coupling f. ShimanoE-Thru, Fox, DT Swiss i.a.
309 20 19211	95995	Thru axle thread 1.00 M12x142 length 174mm f. squard.+rd-coupling, f. Syntace X 12, DT Swiss i.a.
309 20 19212	95995	Thru axle M12x142 thread 1.75mm f. squared and round coupling, f. Haibike/Formula etc.
309 20 09085	92995	Drawbar socket left without connection tube for XLC Mono ² /Duo ² from 2016
309 20 09086	92995	Drawbar socket right without connection tube for XLC Mono ² /Duo ² from 2016
309 20 09087	91495	Connection tube for drawbar sockets for XLC Mono ² /Duo ² from 2016
309 20 09168	94995	Drawbar, outer Ø28.6mm with coupling for XLC Mono ² /Duo ² from 2016
309 20 09175	9395	Strap for drawbar for XLC Mono ² /Duo ² from 2016
309 20 09321	9995	Safety spin magnetic for drawbar and jogger socket for XLC Mono ² /Duo ² from 2016
309 20 09172	9495	Plastic stopper (hemisphere plug) for drawbar for XLC Mono ² /Duo ² from 2016
309 20 09107	9295	Reflector set red for XLC Mono ² /Duo ² from 2016
309 20 09108	9395	Reflector set wheel for XLC Mono ² /Duo ² from 2016
309 20 09106	9295	Reflector set white for XLC Mono ² /Duo ² from 2016
309 20 09315	92495	Wheel protection left incl. reflector white for XLC Mono ² /Duo ² from 2016

BS-X... Spare Parts For XLC Kids' Trailers Mono²/Duo²		
309 20 09316	92495	Wheel protection right incl. reflector white for XLC Mono ² /Duo ² from 2016
309 20 09317	9995	Mount set incl. screws for wheel protection for XLC Mono ² /Duo ² from 2016
309 20 09312	9295	Pennant tunnel for XLC Mono ² /Duo ² from 2016
309 20 09319	9995	Safety pennant with XLC logo for XLC Mono ² /Duo ² from 2016
309 20 09280	96995	Wheel 20" Alu, black, cpl. with tyres, p.piece for XLC Mono ² /Duo ² from 2016
309 20 09159	9495	Bearing for wheel for XLC Mono ² /Duo ² from 2016
309 20 09322	9495	Dust cap set (2 pieces) for wheel 20" for XLC Mono ² /Duo ² from 2016
309 20 09194	9150	Safety nut for thru axle for XLC Mono ² /Duo ² from 2016
309 20 09192	91295	Thru axle 146mm long for XLC Mono ² /Duo ² from 2016
309 20 09281	93995	Jogger wheel 16", black, cpl. with tyres for XLC Mono ² /Duo ² from 2016
309 20 09286	91495	Wheel arms f. jogger wheel for XLC Mono ² from 2016
309 20 09287	91495	Wheel arms f. jogger wheel for XLC MDuo ² from 2016
309 20 09321	9995	Safety spin magnetic for drawbar and jogger socket, for XLC Mono ² /Duo ² from 2016
309 20 09263	9695	Quick release f. Jogger wheel f. XLC Mono/Duo from 2014
309 20 09325	93995	Buggy wheel for XLC Mono ² /Duo ² from 2016
309 20 09326	91995	Buggy wheel fork incl. bolts f. XLC Mono ² /Duo ² from 2016
309 20 09320	9795	Safety spin for buggy wheel XLC Mono ² /Duo ² from 2016
309 20 09306	9245	Plastic sleeve for buggy wheel socket for XLC Mono ² /Duo ² from 2016

BS-X... Spare Parts For XLC Carry Van and Doggy Van		
309 20 09100	9995	Spare cover cpl. silver for XLC Carry Van from 2014
309 20 09101	92295	Spare side part right/left for XLC Carry Van from 2014
309 20 09102	91495	Spare front part for XLC Carry Van from 2014
309 20 09103	91495	Spare rear part for XLC Carry Van from 2014
309 20 09110	9795	Cross tube for XLC Carry Van from 2014
309 20 09111	9295	Thumb screw with star grip for XLC Carry Van from 2014
309 20 09151	94995	Spare body for XLC Doggy Van from 2014
309 20 09112	9995	Top cover locking for XLC Doggy Van from 2014
309 20 09113	9795	Cross tube incl. pusher for XLC Doggy Van from 2014
309 20 09157	93495	Wheel 16" cpl. with tyres and thru axle for XLC Carry-/Doggy-Van from 2014
309 20 09159	9495	Bearing for XLC Carry-/Doggy-Van from 2014
309 20 09175	9395	Strap for drawbar for XLC Carry-/Doggy-Van from 2014
309 20 09188	9395	Safety splint 47mm with strap for drawbar for XLC Carry-/Doggy-Van from 2014
309 20 09177	9495	Plastic inserts (2 pieces) for axle coupling socket for XLC Carry-/Doggy-Van from 2014
309 20 09178	9695	Safety splint 35mm for axle coupling for XLC Carry-/Doggy-Van from 2014
309 20 09200	91495	Spare axle coupling for XLC Carry-/Doggy-Van from 2014 (for horizontal and vertical mounting)
309 20 09176	92995	axle coupling socket drawbar-sided for XLC Carry-/Doggy-Van from 2014
309 20 09106	9295	Reflector set white for XLC Carry-/Doggy-Van from 2014
309 20 09107	9295	Reflector set red for XLC Carry-/Doggy-Van from 2014
309 20 09108	9395	Reflector set wheel f. XLC Carry-/Doggy-Van from 2014



Promo XLC Flags For Flag Pole

To effectively complement your marketing activities, flags are always the right choice.

- Dimensions: 100 x 400cm, with hemstitch



340 00 24904 97995 flag XLC 100 x 400cm

Promo XLC Decoration Flag

Attracts more attention at the point of sale. Decoration flags are extremely flexible in use and the ideal advertising medium for your showroom.

- Elastic Polyester fabric, Dimensions: 235cm
- Incl. base plate



340 00 24901 96995 decoration flag XLC 235cm

Promo XLC Beach Flag

- 110G Polyester, Aluminium Glass Fiber poles
- Dimensions: 350cm
- Incl. base plate



340 00 24900 911900 beach flag XLC 350cm

Promo XLC Advertising Banner

- With brilliant imprint, high breathability and high durability
- Flexible in use due to the sturdy eyelets
- Dimensions: 200 x 80cm, material: 100% Polyester



340 00 24902 91990 adv. banner XLC 200 x 80cm

Promo XLC Window Sticker

- High-quality window sticker, transparent
- Weather-resistant and easy to apply
- Dimensions: 80 x 25cm



340 00 24905 9495 window sticker light grey

Promo XLC Adhesive 3D Logo

- Stick-on Plexiglas logo
- Dimensions: 45 x 7x 1cm, per unit
- Incl. negative cut for easy sticking to the XLC shop wall



340 00 10020 94490 3D logo black
340 00 10021 94490 3D logo white

Promo XLC Logo Sticker

- Negative on support film
- Dimensions: 45x7cm, per unit



340 00 10010 9990 logo sticker anthracite

Promo XLC Carpet

- 82 x 120cm
- Black/white/blue



340 00 21101 911900 carpet XLC 83 x 120cm

Promo XLC Gym Bag

- Approx. 345 x 440mm
- Polyester, with drawstring, reinforced with Metal eyelets
- For events



340 00 25020 9395 345 x 440mm, Polyester

Promo XLC Pavillon/Folding Tent *Improved Quality*

- Material: 100% Polyester, Dimensions: 3 x 3 Meter
- Aluminium tent poles (30x30x1.2mm), innovative folding system
- Waterproof due to Polyamide coating and sealed seams
- Incl. bag and two side walls



340 00 20601 929900 tent incl. bag and two side walls

Promo XLC Director's Chair Set

- Professional appearance at events
- Chair material: 600D & 24mm alu tubes 55x45x78cm
- Very sturdy quality, max. load 120kg
- Only available in a set of 4



340 00 20302 93990 director's chair set XLC, PU 4 chairs, price per unit (table is no longer available)

Promo XLC Workshop Box

- For 7 boxes to pull out and 14 end cap bottles
- With handy work surface
- 420 x 340 x 500mm
- Wall mounting possible
- Attractive design
- Material: Metall, blue coated
- Delivery without equipment



340 00 10200 for standing or hanging, blue

Promo XLC Carry Bag ALLMTN

- Approx. 420 x 500mm, XLC photo print on both sides
- Printed with eco-friendly colours on water basis
- Embossed handle with reinforcement, bottom fold for higher load capacity
- Without solvents/dispersion adhesives
- Consists of at least 80% recycled foil, eco-label Blue Angel
- Made of Polyethylene foil, 100% recyclable
- Minimum order: 250 units

Each order of 250 units includes a disposal charge of 4.29 Euros, according to the packaging regulation.



340 00 25011 9026 420x500mm incl. disposal charge PU 250

Promo XLC Paper Cups

- Professional appearance at events
- Suitable for hot drinks
- Capacity: 200ml
- PU = 50 units



340 00 25301 9995 200ml (1 pack = PU 50 units)

Promo XLC Lanyard

- Innovative lanyard
- One of the most popular promotional articles at fairs
- Incl. mini snap hook
- Dimensions: 2x90cm, PU = 10 units



340 00 25520 9180 blue/white, snap hook plug cap PU 10

Promo XLC Pen

- Striking appearance
- With ergonomically rounded grip
- Blue-writing quality refill
- Material: Plastic
- PU = 20 units



340 00 25401 9090 transparent PU 20

Promo XLC Pen Prodir

- High-quality Prodir pen white/transparent
- FLOATING BALL® writing system for a softer writing feeling
- Packaging unit: 50 units in a cardboard



340 00 25400 9199 white transparent PU 50

Promo XLC Barrier Tape

- White/blue
- Width 80mm
- 500m on roll



340 00 25600 94390 width 80mm (500m on roll = PU 1 unit)

Promo XLC Gummy Bears

- Ice candy flavour x-tra-fresh
- Minimum order: 100 units in a poly bag



340 00 00000 9065 10g PU100/units

Promo XLC Soft Candy Sour

- Fruit gum flavour, cherry, pineapple, tangerine, apple and raspberry
- Packaging unit: 100 units in a poly bag



340 00 00005 9065 fruity soft candy 10 g PU100/unit

A

- Accessory for kids' trailers15
- Additional brake levers64
- A-head bells104
- A-head headsets90
- A-head plugs88
- A-head spacers88
- A-head stem enhancements .137
- A-head stems132
- Air pumps168
- Arm warmers39

B

- Baby shells for kids' trailers . .15
- Backpacks156
- Bar ends138
- Baskets155
- Battery lights51
- Beanies50
- Bells103
- Bib shorts45
- Bicycle glasses22
- Bicycle gloves40
- Bicycle helmets20
- Bicycle lights51
- Bicycle mirrors210
- Bicycle racks206
- Bicycle shoes29
- Bicycle stands201
- Bicycle trailers12
- Biker's socks36
- Bipod stands202
- Bleeding kits71
- BMX grips146
- Bottle cages211
- Bottles210
- Bottom brackets209
- Boxershorts46
- Brake accessory63
- Brake disc protectors74
- Brake discs75
- Brake fluids224
- Brake levers63
- Brake pads65
- Brake shoes65
- Brakes60
- Braking cable cutter220
- Braking cable hanger69
- Braking cable kits70
- Braking cables71
- Braking outer casings73

C

- Cable donuts112
- Cable locks194
- Cantilever brakes61
- Cargo boxes155
- Cargo trailers14
- Carrier bags150
- Carrier boxes155
- Carriers96
- Cartridge pumps172
- Cassette lockring remover . .218
- Ceiling hooks205
- Centerlock adapters78
- Chain catcher112
- Chain connectors109
- Chain guard discs209
- Chain guards110
- Chain ring screws209
- Chain rings209
- Chain rivet remover221
- Chain tensioners112
- Chains108
- Chainstay guards107
- Clips for outer casing70
- Clothing43
- CO2 pumps/cartridges172
- Combination locks195
- Cone wrenches219

- Crank pullers218
- Cranksets209
- Cycle booties38

D

- Damp pumps169
- Disc brake adapters78
- Disc brake pads80
- Disc brakes77
- Display stands203
- Dog's Trailers14
- Down jackets49
- Dropouts113
- Dropper seatposts188
- Dynamo headlights57

E

- End caps for brake outer casing69
- End caps for gear outer casing113
- End caps for inner brake cables69

F

- First aid set214
- Fixed axles148
- Flat bars128
- Flatmount adapters79
- Folding garage for trailers . .15
- Forks95
- Frame bags152
- Frame locks196
- Freehub bodies123
- Freeride pedals162
- Freewheel remover218

G

- Gaiters38
- Gel pads147
- Glasses22
- Gloves40
- Grips140

H

- Handlebar adapters208
- Handlebar bags152
- Handlebar end plugs146
- Handlebar ends138
- Handlebar grips140
- Handlebar stems132
- Handlebar tapes147
- Handlebars126
- Headsets90
- Helmet beanies50
- Helmet lights58
- Helmets20
- Hydration pack157

I/J

- Inner bearings209
- Inner hexagon wrenches . .220
- Jackets45
- Jerseys45
- Jogger kits for kids' trailers . .15

K

- Kids' clothing43
- Kids' glasses28
- Kids' gloves43
- Kids' horns106
- Kids' saddles181
- Kids' trailers12
- Kids' trousers43
- Knee protectors47
- Knee warmers39

L

- Lamps51
- Leather grips144

- LED lights51
- Leg warmers39
- Lights51
- Locks193
- Lowrider carriers102
- Lubricants224

M

- Marketing material227
- Messenger bags158
- Mini bells103
- Mini pumps168
- Mirrors210
- Mounting pastes224
- Mounting stands223
- Mudguards197
- Multi tools215

N/O

- Neoprene chainstay protection .107
- Overshoes38

P/Q

- Parallelogram seatposts . .187
- Pedal straps166
- Pedal wrenches219
- Pedals159
- Plates for system pedals . .166
- Platform pedals162
- Plug-in mudguards197
- Polo shirts48
- Power lights59
- Pulleys112
- Pumps168
- Push aid for kids' trailers . . .202
- Quick releases148

R

- Rain covers for trailers15
- Rear lights54
- Rear stands201
- Replacement brake pads68
- Replacement parts for XLC trailers225
- Riser bars128
- Road brakes62
- Road handlebars130
- Rockrings209

S

- Saddle bags150
- Saddles174
- Safety lights58
- Saw Guide223
- Scales223
- Screws for bottle cages214
- Seatpost carriers97
- Seatpost clamping rings . . .183
- Seatposts185
- Shifting cable kits113
- Shifting inner cables113
- Shifting outer casings113
- Shirts48
- Shoes29
- Side stands201
- Single bags151
- Skiing adapters for kids' trailers15
- Socks36
- Spacers88
- Spoke gauges222
- Spoke wrenches222
- Sports socks36
- Spring fasteners109
- Stand pumps171
- Starting numbers mount . . .186
- Steering dampers205
- Steering tube cutters223
- Stems132
- Sun sails for trailers15

- Sunglasses22
- Suspension fork pumps169
- Suspension seatposts187
- System carriers96
- System pedals164

T

- Tool boxes223
- Tools215
- Torque wrenches222
- Trailers12
- Training wheels202
- Transportation bags for foldable bikes155
- Tri bar handlebars131
- Trousers45
- T-shirts47
- Tubes19
- Tyre levers222
- Tyres16

U/V

- U-brakes62
- U-locks193
- V-brakes61

W

- Wall racks205
- Wheel bags154
- Wheels120
- Wind vests45
- Winter gloves42
- Winter jackets45
- Winter shoes35
- Winter trousers45

X-Z

- Y wrenches220
- Youth saddles180



XLC INTERNATIONAL

A AUSTRIA

E. Wiener Bike Parts GmbH
Max-Planck-Straße 8
97526 Sennfeld - Germany
+49 (0)9721 6501 0
info@bike-parts.de

B BELGIUM

Juncker Bike Parts
(Accell Nederland B.V.)
Wilmersdorf 37
7327 AD Apeldoorn - NL
+31 (0)318 55 30 30
info@juncker.nl

E. Wiener Bike Parts GmbH
Max-Planck-Straße 8
97526 Sennfeld - Germany
+49 (0)9721 6501 0
info@bike-parts.de

CH SWITZERLAND

E. Wiener Bike Parts GmbH
Max-Planck-Straße 8
97526 Sennfeld - Germany
+49 (0)9721 6501 0
info@bike-parts.de

CZ CZECH REPUBLIC

E. Wiener Bike Parts GmbH
Max-Planck-Straße 8
97526 Sennfeld - Germany
+49 (0)9721 6501 0
info@bike-parts.de

D GERMANY

E. Wiener Bike Parts GmbH
Max-Planck-Straße 8
97526 Sennfeld - Germany
+49 (0)9721 6501 0
info@bike-parts.de

Batavus Bäumker GmbH
Oldenburger Str. 4
48429 Rheine - Germany
+49 (0)59 71 86 01 0
info@batavus-baemker.com

DK DENMARK

Cycle Service Nordic ApS
Datavej 12
5220 Odense SØ - DK
+45 (0) 65 99 24 11
info@cycleservicenordic.com

E. Wiener Bike Parts GmbH
Max-Planck-Straße 8
97526 Sennfeld - Germany
+49 (0)9721 6501 0
info@bike-parts.de

ES SPAIN

Winora Spain / Barcelona
Camino Antic de Valencia 38 / Local 17
08860 Castelldefels - Spain
+34 (0)93 664 24 92
contact@winora-group.com

Comet Distribuciones
Comerciales, S.L.U. *
Pol. Erratzu 440
20130 Urnieta (Gipuzkoa) - ES
+34 943 331 393
pedidos@comet.es

F FRANCE

Winora France / Dijon
21, Rue René Coty
21000 Dijon - France
N° Vert : 0 800 64 65 66
contact@winora-group.com

Comet Distribuciones
Comerciales, S.L.U. *
Pol. Erratzu 440
20130 Urnieta (Gipuzkoa) - ES
+33 (0) 975 12 38 90
pedidos@comet.es

FIN FINLAND

Tunturi-Hellberg OY Ltd
Varusmestarintie 26
20361 Turku - FIN
+358 (0)25133521
info@tunturi.com

Cycle Service Nordic OY
Rasulankatu 9
33730 Tampere - FIN
+358 (0) 10 271 3444
fin@cycleservicenordic.com

GR GREECE

Helma S.A.
129, Athinon Ave.
10447 Athens - GR
+30 (0)2105128033
helma@helma.gr

HR CROATIA

E. Wiener Bike Parts GmbH
Max-Planck-Straße 8
97526 Sennfeld - Germany
+49 (0)9721 6501 0
info@bike-parts.de

HU HUNGARY

Velodream-Parts Kft.
Kozponti út 35-47
1211 Budapest - HU
+36 (0)12769658
velodream2009@gmail.com

IT ITALY

E. Wiener Bike Parts GmbH
Max-Planck-Straße 8
97526 Sennfeld - Germany
+49 (0)9721 6501 0
info@bike-parts.de

Atala spa
Via Della Guerrina 108
20900 Monza - Italy
+39 (0)392045341
info@atala.it

L LUXEMBOURG

Juncker Bike Parts
(Accell Nederland B.V.)
Wilmersdorf 37
7327 AD Apeldoorn - NL
+31 (0)318 55 30 30
info@juncker.nl

E. Wiener Bike Parts GmbH
Max-Planck-Straße 8
97526 Sennfeld - Germany
+49 (0)9721 6501 0
info@bike-parts.de

NL THE NETHERLANDS

Juncker Bike Parts
(Accell Nederland B.V.)
Wilmersdorf 37
7327 AD Apeldoorn - NL
+31 (0)318 55 30 30
info@juncker.nl

E. Wiener Bike Parts GmbH
Max-Planck-Straße 8
97526 Sennfeld - Germany
+49 (0)9721 6501 0
info@bike-parts.de

NO NORWAY

Cycle Service Nordic AS
Skuiveien 41
1339 Vøyenenga - Norway
+47 (0) 6715 1060
nor@cycleservicenordic.com

PL POLAND

E. Wiener Bike Parts GmbH
Max-Planck-Straße 8
97526 Sennfeld - Germany
+49 (0)9721 6501 0
info@bike-parts.de

PT PORTUGAL

Comet Distribuciones
Comerciales, S.L.U. *
Pol. Erratzu 440
20130 Urnieta (Gipuzkoa) - ES
+34 943 331 393
pedidos@comet.es

RO ROMANIA

E. Wiener Bike Parts GmbH
Max-Planck-Straße 8
97526 Sennfeld - Germany
+49 (0)9721 6501 0
info@bike-parts.de

S SWEDEN

Vartex AB
Batterivägen 14
432 32 Varberg - Sweden
+46 (0)340 64 60 00
respons@vartex.se

Cycle Service Nordic ApS
Datavej 12
5220 Odense SØ - DK
+45 (0) 65 99 24 11
info@cycleservicenordic.com

SLO SLOVENIA

E. Wiener Bike Parts GmbH
Max-Planck-Straße 8
97526 Sennfeld - Germany
+49 (0)9721 6501 0
info@bike-parts.de

SK SLOVAKIA

E. Wiener Bike Parts GmbH
Max-Planck-Straße 8
97526 Sennfeld - Germany
+49 (0)9721 6501 0
info@bike-parts.de

TR TURKEY

Accell Bisiklet
Ahmet Tütüncüoğlu Cadessi No:1
45030 Manisa - Turkey
+90 (0)236 213 00 45
info@accellbisiklet.com.tr

UA UKRAINE

LLC Sport Top Company
Petropavlovskaya str., 6
8130 Kiev
dom.sporttop@gmail.com

UK UNITED KINGDOM

Raleigh UK Limited
Church Street, Eastwood
NG16 3HT Nottingham - UK
+44 (0)1773 532600
info@raleigh.co.uk

* no sales of XLC cycling shoes by Comet Distribuciones

All other Countries
Please contact us at:
info@xlc-parts.com



XLC
x-cellent bike components

IMPRINT

idea & concept: XLC International GmbH, Sennfeld - Germany | design & realisation - cover & intro: GRAFIKERorg, Jena
design & realisation - content: Gunther Riess | content in english: team export Winora Group, Schweinfurt
photography - products: Frank Pieth, Reutlingen, Novarte Fotodesign, Bad Kissingen
photography - emotions: Dennis Stratmann, Marco Knopp, Martin Erd and others | print: druckpruskil, Gaimersheim
product: team XLC, Schweinfurt - Burkard Schuster, Matthias Gräf, Michaela Menig, Holger Hümpfer



Accell Bike Parts GmbH
Max-Planck-Straße 8
97526 Sennfeld/Germany

phone +49 9721 6501 0
fax +49 9721 6501 60

XLC
x-cellent bike components



TEAM XLC
INFO@XLC-PARTS.COM
WWW.XLC-PARTS.COM



All specifications about delivery, technical data and services are corresponding to the existing knowledge at the time of printing. Subject to colour variations and modifications. No liability for printing errors. All prices are recommended retail prices in Euro including VAT. These prices are valid till the publishing of a new price list. Our general terms and conditions are to be applied. These will be sent on request. All weights are non-binding references. © Accell Bike Parts GmbH, Sennfeld, Germany.